



MIAMI DOLPHINS WEEKLY RELEASE

WEEK 3 • BUFFALO BILLS (2-0) AT MIAMI DOLPHINS (2-0)

SUNDAY, SEPT. 25, 2022 | 1 PM ET | HARD ROCK STADIUM | MIAMI GARDENS, FLA.



2022 MIAMI DOLPHINS SCHEDULE

PRESEASON

DATE	OPPONENT	STADIUM	TIME/RESULT	NETWORK	RADIO	PRESENTING SPONSOR	GAME THEME
Sat., Aug. 13	at Tampa Bay	Raymond James Stadium	W, 26-24	WFOR CBS4	560 WQAM KISS 99.9	AutoNation	
Sat., Aug. 20	Las Vegas	Hard Rock Stadium	L, 13-15	WFOR CBS4	560 WQAM KISS 99.9	LEXUS	Play Football
Sat., Aug. 27	Philadelphia	Hard Rock Stadium	W, 48-10	WFOR CBS4	560 WQAM KISS 99.9	AmeriSave MORTGAGE	Play Football

REGULAR SEASON

DATE	OPPONENT	STADIUM	TIME/RESULT	NETWORK	RADIO	PRESENTING SPONSOR	GAME THEME
Sun., Sept. 11	New England	Hard Rock Stadium	W, 20-7	CBS	560 WQAM KISS 99.9	Broxel™	Season Kickoff
Sun., Sept. 18	at Baltimore	M&T Bank Stadium	W, 42-38	CBS	560 WQAM KISS 99.9	AutoNation	
Sun., Sept. 25	Buffalo	Hard Rock Stadium	1 p.m.	CBS	560 WQAM KISS 99.9	Hard Rock	Hispanic Heritage
Thurs., Sept. 29	at Cincinnati	Paycor Stadium	8:15 p.m.	Prime Video	560 WQAM KISS 99.9	FAV CRUISE	
Sun., Oct. 9	at N.Y. Jets	MetLife Stadium	1 p.m.*	CBS	560 WQAM KISS 99.9		
Sun., Oct. 16	Minnesota	Hard Rock Stadium	1 p.m.*	FOX	560 WQAM KISS 99.9	UNIVERSITY OF MIAMI HEALTH SYSTEM	Crucial Catch
Sun., Oct. 23	Pittsburgh	Hard Rock Stadium	8:20 p.m.*	NBC	560 WQAM KISS 99.9	pepsi.	50th Anniversary of 1972 Perfect Season
Sun., Oct. 30	at Detroit	Ford Field	1 p.m.*	CBS	560 WQAM KISS 99.9	SOLIS HEALTH PLANS	
Sun., Nov. 6	at Chicago	Soldier Field	1 p.m.*	CBS	560 WQAM KISS 99.9	THE PALM BEACHES RESORT	
Sun., Nov. 13	Cleveland	Hard Rock Stadium	1 p.m.*	CBS	560 WQAM KISS 99.9	p	Salute to Service
Sun., Nov. 27	Houston	Hard Rock Stadium	1 p.m.*	CBS	560 WQAM KISS 99.9	TRUIST	Football Unites
Sun., Dec. 4	at San Francisco	Levi's Stadium	4:05 p.m.*	FOX	560 WQAM KISS 99.9		
Sun., Dec. 11	at L.A. Chargers	SoFi Stadium	4:05 p.m.*	CBS	560 WQAM KISS 99.9		
Dec. 17 or 18	at Buffalo	Highmark Stadium	TBD	TBD	560 WQAM KISS 99.9		
Sun., Dec. 25	Green Bay	Hard Rock Stadium	1 p.m.	FOX	560 WQAM KISS 99.9	verizon	Inspire Change
Sun., Jan. 1	at New England	Gillette Stadium	1 p.m.*	CBS	560 WQAM KISS 99.9	socios.com	
Jan. 7 or 8	N.Y. Jets	Hard Rock Stadium	TBD	TBD	560 WQAM KISS 99.9	SOLIS HEALTH PLANS	Fan Appreciation



AM 560 Sports WQAM is the official English flagship radio partner of the franchise. In addition, all Dolphins games are simulcast on Kiss Country 99.9 "South Florida's Original Country Station" and feature expanded pre-, halftime and postgame shows. The games also can be heard on Dolphins.com and throughout South and Central Florida on a variety of stations that make up the Miami Dolphins Radio Network.



WFOR-TV, CBS4 was once again the preseason home of the Dolphins. All three preseason contests were shown on the CBS affiliate in the Miami-Ft. Lauderdale market, including a national CBS broadcast of the third preseason game at Cincinnati (Aug. 29)



WEEK 3: BUFFALO TABLE OF CONTENTS

IN LOVING MEMORY – JASON JENKINS	2
MEDIA INFORMATION	3
DOLPHINS NOTES	4-10
WHAT TO LOOK FOR IN 2022	11-12
DOLPHINS-BILLS MATCHUP	13-16
FREE AGENCY TRACKER	17
2022 ROOKIE CLASS	18
RADIO	19
50TH ANNIVERSARY OF THE PERFECT SEASON	20-21
BAPTIST HEALTH TRAINING COMPLEX	22
HARD ROCK STADIUM	23-24
DOLPHINS IN THE COMMUNITY	25-28
FOUNTAIN PLAZA TAILGATE	29
HISPANIC HERITAGE MONTH	30
DEPTH CHART	33
TRANSACTIONS	34
ROSTERS	35-38
PRONUNCIATION GUIDE	38
SUPPLEMENTAL STATS	43-54
THE LAST TIME IT HAPPENED	55-59
GAME SUMMARIES	63-64
LAST WEEK'S GAME BOOK	65-79
EXECUTIVE BIOS	83-86
HEAD COACH MIKE McDANIEL	86-87
COACH BIOS	88-90
PLAYER BIOS	91-233
RESERVE LISTS & PRACTICE SQUAD	234
HISTORY & RECORDS	237-316

MIAMI DOLPHINS MEDIA WEBSITE

media.miamidolphins.com

The Miami Dolphins media website features everything a media member needs to cover the team. Visitors can find transcripts, press releases, weekly releases, credentials, notes, flip cards, an archive of old media guides and gamebooks and more by visiting media.miamidolphins.com.



IN LOVING MEMORY

JASON JENKINS

1974 - 2022

TRAILBLAZER, CHAMPION, MENTOR, FRIEND



WEEKLY MEDIA SCHEDULE: WEEK 3 VS. BUFFALO

20 TUE	21 WED	22 THU	23 FRI	24 SAT	25 SUN	26 MON
No media availability	<u>Head Coach Mike McDaniel*</u> 12 p.m. <u>Practice*</u> 12:35 p.m. <u>Players*</u> 2:45 p.m. (approx.)	<u>Coordinators & Select Position Coaches</u> 10:15 a.m. <u>Practice*</u> 11:50 a.m. <u>Players*</u> 2 p.m. (approx.)	<u>Head Coach Mike McDaniel*</u> 11:30 a.m. <u>Practice*</u> 12:10 p.m. <u>Players*</u> 1:45 p.m. (approx.)	No media availability	<u>Week 3 vs. Buffalo</u> 1 p.m. ET TV - CBS	<u>Head Coach Mike McDaniel</u> TBD

* All availabilities will be held at the Baptist Health Training Complex; media must RSVP to Vira Halim and have a valid credential to attend

DOLPHINS ON THE AIR

TV:	CBS	
Broadcasters:	Kevin Harlan – Play-By-Play Trent Green – Color Analyst Melanie Collins – Sideline	
Local Radio:	Dolphins Radio Network KISS 99.9-FM WQAM 560-AM	
Broadcasters:	Jimmy Cefalo – Play-By-Play Joe Rose – Color Analyst Kim Bokamper – Sideline	
Spanish Radio:	Dolphins Spanish Radio WQBA-1140 AM	
Broadcasters:	Roly Martin – Play-By-Play Eduardo Martell – Color Analyst	

A DOLPHINS WIN WOULD...

- Give Miami a 3-0 start for the first time since 2018 and the 15th time in team history.
- Make Mike McDaniel the second head coach in Dolphins history to win his first three games, joining Jimmy Johnson (1996).
- Be Miami's eighth consecutive win at Hard Rock Stadium, dating back to Nov. 7, 2021. It would be the team's longest winning streak in Hard Rock Stadium history and most consecutive home wins since a 10-game stretch from Dec. 17, 1984 to Sept. 14, 1986.
- Mark Miami's first win against Buffalo since Dec. 2, 2018.



COMMUNICATIONS DEPARTMENT



ANNE NOLAND

Sr. Director of Football Communications

O: 954-452-7155
ANoland@dolphins.com



BRETT BRECHEISEN

Sr. Manager of Football Communications

O: 954-452-7190
BBrecheisen@dolphins.com



RENZO SHEPPARD

Football Communications Manager

O: 954-452-7144
RSheppard@dolphins.com



VIRA HALIM

Football Communications Coordinator

O: 954-452-7177
VHalim@dolphins.com



BROOKE BALZANO

Associate, Leadership Development Program

O: 954-452-7165
BBalzano@dolphins.com



PAOLA ARGUETA

Corporate Communications Manager

O: 305-943-6703
PArgueta@dolphins.com



STEPHANIE FONSECA

Corporate Communications Coordinator

O: 305-943-1515
SFonseca@dolphins.com



TEAM NOTES

DOLPHINS AIM FOR LONGEST WINNING STREAK IN HARD ROCK STADIUM HISTORY

The Miami Dolphins have won seven straight home games and look for their eighth in a row at Hard Rock Stadium on **Sunday, Sept. 25 at 1 p.m.** when they host Buffalo. **A win would be Miami's longest home winning streak since a 10-game stretch from Dec. 17, 1984 to Sept. 14, 1986 and the longest in Hard Rock Stadium history since the venue opened in 1987.**

Miami is looking for its first win over Buffalo since Dec. 2, 2018. **A win would give the Dolphins their first 3-0 start since 2018 and 15th time in franchise history.**

McDANIEL IN FIRST SEASON AS NFL HEAD COACH

The 2022 campaign is Mike McDaniel's 16th as an NFL coach. He was hired by the Dolphins after spending five seasons (2017-21) with San Francisco, where he was most recently the team's offensive coordinator.

In 2021, he oversaw a 49ers offense that ranked seventh in the NFL (375.7 yards per game) and helped San Francisco reach the NFC Championship game.

The Dolphins opened the McDaniel era with back-to-back wins over Super Bowl champion coaches – vs. New England (Bill Belichick) and at Baltimore (John Harbaugh). **McDaniel became the second new coach in Dolphins history to begin a season 2-0** (Jimmy Johnson, 1996).

HOW NEW HEAD COACHES HAVE FARED IN DOLPHINS HISTORY

The 2022 season is just the 11th time the Dolphins will begin a season with a new head coach. **Miami is 77-81 in seasons played under a new head coach and made the playoffs four of the 10 previous times** – 1970 (Don Shula), 2000 (Dave Wannstedt), 2008 (Tony Sparano) and 2016 (Adam Gase).

Here's Miami's track record when beginning the season with a new head coach:

DOLPHINS SEASONS BEGINNING WITH A NEW HEAD COACH		
YEAR	COACH	RECORD
1966	George Wilson	3-11
1970	Don Shula	10-4*
1996	Jimmy Johnson	8-8
2000	Dave Wannstedt	11-5*
2005	Nick Saban	9-7
2007	Cam Cameron	1-15
2008	Tony Sparano	11-5*
2012	Joe Philbin	7-9
2016	Adam Gase	10-6*
2019	Brian Flores	5-11
2022	Mike McDaniel	2-0
TOTAL		77-81

* *playoff appearance*



BREAKING DOWN THE DOLPHINS ROSTER:

Here is how the Dolphins' current 52-man roster breaks down (as of Sept. 19, 2022):

- There are 25 offensive players, 24 defensive players and three specialists.
- Of the 52 players on Miami's roster, **23 of them (44.2 pct.) were drafted by the Dolphins.**
- Miami also has 4 undrafted college free agents on the roster that began their NFL careers with the Dolphins, bringing the total to **27 of the 52 players (51.9 pct.) that began their NFL careers with the Dolphins.**
- Of Miami's 52 players, **11 of them (21.2 pct.) were not selected in the NFL draft.**
- A total of **19 of the 52 players (36.5 pct.) are in their third NFL season or less.**
- A total of **47 of the 52 players (90.4 pct.) are 30 years old or younger.**

BY DRAFT ROUND	
ROUND	NO.
1st	7 players
2nd or 3rd	18 players
4th or 5th	7 players
6th or 7th	9 players
Undrafted	11 players

BY EXPERIENCE	
YEARS	NO.
Rookie-1	5 players
2-3	14 players
4-5	18 players
6-9	10 players
10+	5 players

BY AGE	
AGE	NO.
22-24	15 players
25-28	26 players
29-32	8 players
33+	3 players



TEAM/OFFENSE NOTES

DOLPHINS POST LARGEST COMEBACK ROAD WIN IN FRANCHISE HISTORY

In Week 2 at Baltimore, the Dolphins found themselves trailing by 21 points at halftime and again at the start of the fourth quarter. **Miami scored a franchise-record 28 points in the final frame** to stun the Ravens and post a 42-38 victory. **The 21-point margin was Miami's largest come-from-behind win in a road game in team history.** It was also the largest fourth-quarter comeback in franchise annals.

There were two other instances in Dolphins history where Miami came back from at least 21 points down to win:

LARGEST COMEBACKS IN DOLPHINS HISTORY

DEFICIT	SCORE/QTR	FINAL	DATE	OPP.
1. 24 pts.	0-24 (2nd)	34-27	12/15/74	vs. NE
2. 21 PTS.	14-35 (4TH)	42-38	9/18/22	AT BAL.
21 pts.	0-21 (2nd)	24-23	12/4/05	vs. Buf.
3. 18 pts.	3-21 (2nd)	24-21	1/4/86*	vs. Cle.
18 pts.	6-24 (3rd)	28-24	11/27/94	at NYJ
18 pts.	3-21 (2nd)	24-21	11/14/71	vs. Pit.

* playoff game

According to ESPN Stats & Info, **it was the first time in 12 years a team has come back from a 21-point deficit in the fourth quarter.** Since 2011, NFL teams were 0-711 when trailing by at least 21 points in the fourth quarter.

MIAMI'S 547 TOTAL YARDS IN WEEK 2 RANK FIFTH IN DOLPHINS HISTORY

The Dolphins had plenty of offensive success in the Week 2 win at Baltimore. According to NFL Research, the Dolphins became the first team in NFL history to have a player record 400+ passing yards and 5+ passing TDs (**QB Tua Tagovailoa**) in the same game as two teammates recording 170+ receiving yards and 2+ receiving TDs (**WR Jaylen Waddle** and **WR Tyreek Hill**).

The offensive output produced 547 total yards, which was the most by a Dolphins team since 1988 and the fifth-most in team history:

MOST TOTAL YARDS IN DOLPHINS HISTORY (SINGLE GAME)

DATE	OPPONENT	TOTAL YARDS
1. 10/23/88	N.Y. JETS	584
2. 1/6/85	PITTSBURGH*	569
3. 9/30/84	at St. Louis	552
10/21/84	at New England	552
5. 9/18/22	AT BALTIMORE	547

* AFC Championship

TAGOVAILOA HAS CAREER DAY AT BALTIMORE

QB Tua Tagovailoa completed 36-of-50 passes (72.0 pct.) for 469 yards and six touchdown passes in the Week 2 comeback victory over the Ravens. His completion, yardage and touchdown totals were all career highs. **The six passing touchdowns were tied with Hall of Fame QBs Dan Marino and Bob Griese for a franchise record.** The 36 completions ranked third in team history. And the 469 passing yards were fourth:

MOST PASSING YARDS IN DOLPHINS HISTORY (SINGLE GAME)

PLAYER	DATE	OPP	YDS
1. Dan Marino	10/23/88	vs. NYJ	521
2. Dan Marino	9/4/94	vs. NE	473
3. Dan Marino	12/2/84	vs. LAR	470
4. TUA TAGOVAILOA	9/18/22	AT BAL.	469
5. Dan Marino	10/1/95	at Cin.	450

TAGOVAILOA IS ONE OF DOLPHINS' MOST ACCOMPLISHED ALL-TIME PASSERS

QB Tua Tagovailoa is in his third NFL season and through two-plus years, he is one of the highest rated quarterbacks in team history. **His 91.8 career passer rating is second among all Dolphins passers** and is less than three points away from being the highest rated passer in team history:

HIGHEST PASSER RATING IN DOLPHINS HISTORY (min. 250 att.)

PLAYER	YEAR	RATING
1. Chad Pennington	2008-10	94.5
2. TUA TAGOVAILOA	2020-22	91.8
3. Ryan Fitzpatrick	2019-20	89.0
4. Ryan Tannehill	2012-18	87.0
5. Dan Marino	1983-99	86.4

Tagovailoa's efficiency is also highlighted by his 66.8 completion percentage. **That mark is the second-highest in Dolphins history:**

HIGHEST COMPLETION PCT. IN DOLPHINS HISTORY (min. 150 comp.)

PLAYER	YEARS	ATT	CMP	PCT
1. Chad Pennington	2008-10	552	373	67.6
2. TUA TAGOVAILOA	2020-22	761	508	66.8
3. Ryan Fitzpatrick	2019-20	769	494	64.2
4. Ryan Tannehill	2012-18	2,911	1,829	62.8
5. Jay Cutler	2017	429	266	62.0

Most importantly, Tagovailoa has led the Dolphins to 15 wins in 23 starts, good for a .636 winning percentage. **In the past five years, only two NFL quarterbacks have a higher winning percentage than Tagovailoa in their first 23 career starts:**

BEST QB WIN PCT. IN FIRST 23 CAREER STARTS (SINCE 2017)

PLAYER (TEAM)	W	L	%
1. Lamar Jackson (Bal.)	20	3	.870
2. Patrick Mahomes (KC)	17	6	.739
3. TUA TAGOVAILOA (MIA.)	15	8	.652
4. Deshaun Watson (Hou.)	14	9	.609
Josh Allen (Buf.)	14	9	.609



OFFENSE NOTES

THE CHEETAH – MIAMI DOLPHINS EDITION

One of the most exciting players in the NFL, **WR Tyreek Hill** joined the Dolphins this year following an offseason trade from Kansas City.

Hill has an impressive resume. **He is one of just two receivers in NFL history (A.J. Green) to earn Pro Bowl selections in each of the first six seasons of his career.** He's been named to three All-Pro teams. Hill also has five AFC Player of the Week honors to his name (three special teams and two offense).

Known for his electrifying big plays, **Hill leads the NFL in receptions of 50+ yards since he entered the league in 2016:**

MOST RECEPTIONS OF 50+ YARDS (SINCE 2016)				
PLAYER	TEAMS	REC	YDS	50+
1. TYREEK HILL	KC/MIA.	498	6,914	15
2. DeSean Jackson	Was./TB/PHI/LAR/LV	190	3,296	13
3. Tyler Lockett	Sea.	410	5,538	12
Stefon Diggs	Min./Buf.	563	6,933	12
5. Cooper Kupp	LAR	457	5,753	11
A.J. Brown	Ten./Phi.	200	3,219	11
Brandin Cooks	NO/NE/LAR/Hou.	447	6,365	11

Those big plays were on display in Miami's Week 2 comeback win at Baltimore on touchdown receptions of 48 and 60 yards. He totaled 11 receptions for 190 yards (17.3 avg.) and the two scores in the game. **It was the seventh-most receiving yards in a game in Dolphins history and most since Sept. 30, 2012,** when WR Brian Hartline set the franchise record with 253 receiving yards at Arizona.

That Week 2 win at Baltimore marked the fourth time in Hill's career that he had at least 10 receptions, 150 receiving yards and two touchdown receptions in a game. **According to NFL Research, only Hall of Fame WR Jerry Rice has done that previously.**

Hill hasn't been just a big-play specialist though as **his reception, yardage and touchdown totals are all in the top 10 of the league since 2016.** He's third in TD receptions (56) since 2016, seventh in receiving yards (6,914) and eighth in receptions (498).

MOST TO RECEPTIONS (SINCE 2016)				
PLAYER	TEAMS	REC	YDS	TDs
1. Davante Adams	GB/LV	593	7,345	71
2. Mike Evans	TB	472	7,176	61
3. TYREEK HILL	KC/MIA.	498	6,914	58
4. DeAndre Hopkins	Hou./Ari.	550	7,048	49
5. Adam Thielen	Min.	451	5,773	48
Travis Kelce	KC	578	7,441	48
Stefon Diggs	Min./Buf.	563	6,933	48

WADDLE STARTS 2022 STRONG AFTER RECORD-BREAKING ROOKIE SEASON

As a rookie in 2021, **WR Jaylen Waddle caught more passes than any rookie in NFL history.** Now a second-year pro, Waddle already has 15 receptions for 240 yards (16.0 avg.) and three touchdowns in the first two weeks of the 2022 season.

Waddle has made some of the team's biggest plays in each of Miami's two victories.

In Week 1, facing a fourth-and-7 from the New England 42-yard line with 24 seconds left of the first half, the Dolphins elected to go for it. **QB Tua Tagovailoa found Waddle over the middle, who split three defenders and raced to the end zone to give Miami a 17-0 halftime lead.** Waddle finished the game with four receptions for 69 yards (17.3 avg.) and the score.

Then in Week 2 at Baltimore, **Waddle leaped over a defender to catch the game-winning 7-yard score with 14 seconds remaining** and cap off Miami's 21-point fourth-quarter comeback victory.

MOST RECEPTIONS BY A ROOKIE IN NFL HISTORY					
PLAYER	TEAM	YEAR	REC	YDS	TDs
1. JAYLEN WADDLE	MIA.	2021	104	1,015	6
2. Anquan Boldin	Ari.	2003	101	1,377	8
3. Michael Thomas	NO	2016	92	1,137	9
4. Odell Beckham Jr.	NYG	2014	91	1,305	12
Saquon Barkley	NYG	2018	91	721	4
Eddie Royal	Den.	2008	91	980	5

Waddle's 104 receptions in 2021 were the third-most in a season in Dolphins history:

DOLPHINS SINGLE-SEASON RECEPTIONS LEADERS				
PLAYER	YEAR	REC	YDS	TDs
1. Jarvis Landry	2017	112	987	9
2. Jarvis Landry	2015	110	1,157	4
3. JAYLEN WADDLE	2021	104	1,015	6
4. Jarvis Landry	2016	94	1,136	4
5. O.J. McDuffie	1998	90	1,050	7

Since entering the NFL in 2021, Waddle ranks eighth in the league in total receptions (119), joining new teammate **WR Tyreek Hill** in the top 10:

NFL RECEPTIONS LEADERS (SINCE 2021)				
PLAYER	TEAM	REC	YDS	TDs
1. Cooper Kupp	LAR	169	2,183	19
2. Davante Adams	GB/LV	135	1,706	13
3. TYREEK HILL	KC/MIA.	130	1,523	11
4. Justin Jefferson	Min.	123	1,848	12
Stefon Diggs	Buf.	123	1,495	14
6. Mark Andrews	Bal.	121	1,517	10
7. Diontae Johnson	Pit.	120	1,273	8
8. JAYLEN WADDLE	MIA.	119	1,255	9
9. Hunter Renfrow	LV	113	1,118	9
10. Keenan Allen	LAC	110	1,204	6



OFFENSE NOTES

Last year, Waddle also broke the team's rookie receiving yards record set by Chris Chambers in 2001:

DOLPHINS ALL-TIME ROOKIE RECEIVING YARDS LEADERS

PLAYER	YEAR	REC	YDS	TDs
1. JAYLEN WADDLE	2021	104	1,015	6
2. Chris Chambers	2001	48	883	7
3. Terry Kirby	1993	75	874	3
4. Jack Clancy	1967	67	868	2
5. Jarvis Landry	2014	84	758	5

Waddle has caught double-digit passes in four of his 18 career games and has five touchdown receptions in his past five games.

MIAMI'S RECEIVING DUO BREAKS OUT IN BALTIMORE

As part of Miami's 42-point output in the Week 2 win at Baltimore, WR Tyreek Hill and WR Jaylen Waddle combined to catch 22 passes for 361 yards (16.4 avg.) and four touchdowns.

Hill had 11 receptions for 190 yards (17.3 avg.) and two touchdowns while Waddle tallied 11 catches for 171 yards (15.5 avg.) and two touchdowns. Hill caught touchdowns of 60 and 48 yards while Waddle had gains of 59 and 33 yards.

Per the Elias Sports Bureau, it was the fourth time in NFL history a team has had two players with at least 170 receiving yards in the same game and the first time a pair of teammates did that while also catching multiple touchdowns. The last time two teammates each had 170+ receiving yards in the same game was Sept. 16, 2012 when the N.Y. Giants had WR Victor Cruz (179) and WR Hakeem Nicks (199) do so in a win vs. Tampa Bay.

Hill had five receptions for 142 yards (28.4 avg.) and two touchdowns in the fourth quarter of that game. It was the most receiving yards in the fourth quarter of any NFL game since Dolphins WR Albert Wilson had 150 receiving yards in the fourth quarter of the Oct. 14, 2018 win vs. Chicago.

DOLPHINS ADD TALENT, EXPERIENCE AND LEADERSHIP TO THE OFFENSE THIS OFFSEASON

Miami was very active in acquiring new players this offseason. On offense alone, the Dolphins added three players that have been selected to a Pro Bowl – T Terron Armstead, WR Tyreek Hill and QB Teddy Bridgewater. Three of their offensive additions have served as team captains for previous teams – Armstead, Bridgewater and FB Alec Ingold. Hill has won a Super Bowl. And two have won conference championships – Hill and RB Raheem Mostert.

GESICKI RANKS THIRD IN DOLPHINS HISTORY IN TIGHT END RECEIVING

TE Mike Gesicki is among the most decorated tight ends in Dolphins history and caught his first touchdown of the 2022 season in the Week 2 win at Baltimore. He ranks third in receptions (204) and yardage (2,297) and is tied for seventh in touchdowns (14) among Dolphins tight ends all-time.

DOLPHINS ALL-TIME TIGHT END RECEIVING LEADERS

PLAYER	YEARS	REC	YDS	TDs
1. Randy McMichael	2002-06	283	3,096	18
2. Bruce Hardy	1978-89	256	2,455	25
3. MIKE GESICKI	2018-22	204	2,297	14
4. Anthony Fasano	2008-12, '17	189	2,211	24
5. Charles Clay	2011-14	161	1,809	14

Gesicki was the team's second-leading receiver in both yardage and receptions in 2021, totaling 780 receiving yards on 73 receptions (10.7 avg.). His reception and yardage totals have increased in each of his four previous NFL seasons.

Gesicki's 73 receptions last year matched the Dolphins' single-season tight end receptions record. He was just 11 yards shy of the single-season tight end receiving yards mark:

DOLPHINS TIGHT END RECEIVING YARDS LEADERS (SINGLE SEASON)

PLAYER	YEAR	REC	YDS	TDs
1. Randy McMichael	2004	73	791	4
2. MIKE GESICKI	2021	73	780	2
3. Charles Clay	2013	69	759	6
4. MIKE GESICKI	2020	53	703	6
5. Keith Jackson	1994	59	673	7

His 73 receptions were fifth and his 780 receiving yards were eighth among all NFL tight ends in 2021:

NFL TIGHT END RECEPTIONS LEADERS (2021)

PLAYER	TEAM	REC	YDS	TDs
1. Mark Andrews	Bal.	107	1,361	9
2. Travis Kelce	KC	92	1,125	9
3. Dalton Schultz	Dal.	78	808	8
4. Zach Ertz	Ari.	74	763	5
5. MIKE GESICKI	MIA.	73	780	2

NEW LOOK RUNNING BACK ROOM

The Dolphins return their leading rusher from each of the past two seasons in RB Myles Gaskin but have added a lot of competition to the room. RB Chase Edmonds has averaged 4.6 yards per carry in 59 career games and led Miami with 12 carries in Week 1. And RB Raheem Mostert has the highest career rushing average by a running back in NFL history at 5.59 yards per carry (minimum 250 attempts). Miami also added FB Alec Ingold, who has three receiving TDs in 43 career games and has converted on a third-down carry in each of Miami's first two games.



DEFENSE NOTES

DOLPHINS DEFENSE STARTS FAST IN 2022

The Dolphins defense picked up where it left off in the Week 1 win vs. New England. Miami limited the Patriots to just seven points and 271 total yards. **It was the first time the Patriots were held to seven points or less since Dec. 10, 2020 at the L.A. Rams.** In Week 2, the Miami defense had two big fourth-down stops to force turnover on downs in the team's comeback win at Baltimore.

Miami's defense had several accomplishments during the 2021 season. **The team's 48.0 sacks were one shy of the team record. During the final nine games, Miami was second in scoring defense (15.6), third in total defense (275.9), fourth in passing defense (171.3), 10th in rushing defense (104.6).**

Miami returned all 13 defensive players that started at least five games last season. Of the 187 possible starts from a year, 178 of them (95.2 pct.) returned in 2022. The Dolphins also return defensive coordinator **Josh Boyer**, defensive line coach **Austin Clark**, linebackers coach **Anthony Campanile** and safeties coach **Steve Gregory** (who served as a coaching assistant last year) from the 2021 season.

HOWARD LEADS THE NFL IN INTERCEPTIONS SINCE 2016

CB Xavien Howard was selected to start in his third Pro Bowl (2018, 2020-21) last year and **leads the NFL in interceptions since he entered the league as a second-round pick in 2016:**

MOST INTERCEPTIONS (SINCE 2016)	
NAME	INT
1. XAVIEN HOWARD (MIA.)	27
2. J.C. Jackson (NE/LAC)	25
3. Kevin Byard (Ten.)	23
4. Marcus Peters (KC/LAR/Bal.)	23
5. Justin Simmons (Den.)	21

Howard contributed to an interception in Miami's Week 1 win over New England by deflecting a pass in the end zone that popped up and was picked off by **S Jevon Holland**.

In 2021, **he recorded seven takeaways including three in the fourth quarter, two touchdowns and a takeaway in four of the final eight games.** He also tied for sixth in the NFL with 16 passes defended.

Howard's 27 career interceptions are sixth in Dolphins history and within striking distance of the team record:

MOST INTERCEPTIONS IN DOLPHINS HISTORY		
NAME	TEAMS	INTs
1. Jake Scott	1970-75	35
2. Dick Anderson	1968-77	34
3. Sam Madison	1997-2005	31
4. Glenn Blackwood	1979-87	29
Patrick Surtain	1998-2004	29
6. XAVIEN HOWARD	2016-22	27

OGBAH'S KNACK FOR KNOCKING DOWN PASSES

DE Emmanuel Ogbah has led the Dolphins in sacks two consecutive seasons and started strong with a sack in the Week 1 win vs. New England. **He's one of just three AFC players (Myles Garrett and T.J. Watt) record at least three sacks in each of the previous two seasons (2020-21).**

But Ogbah also has a knack for batting down balls at the line of scrimmage. He had a career-high 12 passes defended in 2021. **It was the most by an NFL defensive lineman since 2016 (Carlos Dunlap).**

NFL SINGLE-SEASON PASSES DEFENSED LEADERS (SINCE 2012; DL ONLY)			
NAME	TEAM	YEAR	PDs
1. J.J. Watt	Hou.	2012	16
2. Carlos Dunlap	Cin.	2016	15
3. EMMANUEL OGBAH	MIA.	2021	12
4. Julius Peppers	GB	2014	11
Cameron Jordan	NO	2017	11

During the 2021 campaign, Ogbah had a streak of seven straight games with a batted pass, which was **the longest streak by an NFL defensive lineman in more than 20 years according to FOX.**

Since entering the NFL in 2016, **Ogbah's 37 passes defended are second among all NFL defensive linemen:**

MOST PASSES DEFENSED BY A DEFENSIVE LINEMAN (SINCE 2016)		
NAME	TEAMS	PDs
1. Carlos Dunlap	Cin./Sea./KC	49
2. EMMANUEL OGBAH	CLE./KC/MIA.	37
3. Cameron Jordan	NO	35
4. Chris Jones	KC	31
5. Cameron Heyward	Pit.	29

PHILLIPS' RECORD-BREAKING SACK TOTAL

LB Jaelan Phillips was the 18th overall pick of the 2021 NFL Draft and **broke the team's rookie sacks record last year:**

MOST SACKS BY A DOLPHINS ROOKIE		
NAME	YEAR	SACKS
1. JAELAN PHILLIPS	2021	8.5
2. Bill Stanfill	1969	8.0
Lorenzo Bromell	1998	8.0
4. A.J. Duhe	1977	7.0
5. Marco Coleman	1992	6.0

His 8.5 sacks ranked second among all NFL rookies in 2021:

NFL ROOKIE SACKS LEADERS (2021)		
NAME	TEAM	SACKS
1. Micah Parsons	Dal.	13.0
2. JAELAN PHILLIPS	MIA.	8.5
3. Azeem Ojulari	NYG	8.0
4. Odafe Oweh	Bal.	5.0
5. Several players tied		4.0



DEFENSE NOTES

WILKINS TIES NFL D-LINEMEN MARK FOR TACKLES

DT **Christian Wilkins** was a first-round pick (13th overall) by Miami in the 2019 NFL Draft and had the most productive season of his career in 2021.

In just his third NFL season, **Wilkins tied for the most tackles by a defensive lineman (89) since 2013:**

MOST TACKLES IN A SEASON BY A D-LINEMAN (SINCE 2013)

PLAYER	TM	YR	TKLS
1. CHRISTIAN WILKINS	MIA.	2021	89
Cameron Heyward	Pit.	2021	89
3. Damon Harrison	NYG	2016	86
4. Aaron Donald	LAR	2021	84
5. Cameron Heyward	Pit.	2019	83

His 89 tackles were the most by a Dolphins defensive lineman since 1993 and the most by any Dolphins defensive tackle since full tackle records began in 1986:



MOST TACKLES IN A SEASON BY A DOLPHINS D-LINEMAN (SINCE 1986)

PLAYER	POS	YR	TKLS
1. Jeff Cross	DE	1993	93
2. CHRISTIAN WILKINS	DT	2021	89
3. Marco Coleman	DE	1992	84
4. Larry Jackson	DE	1997	78
5. Davon Godchaux	DT	2019	75
T.J. Turner	DE	1988	75
Tim Bowens	DT	1996	75

Since entering the NFL in 2019, **Wilkins ranks third among all defensive linemen in tackles:**

NFL DEFENSIVE LINEMEN TACKLES LEADERS (SINCE 2019)

PLAYER	TMS	TOT	SOLO	ASST
1. Cameron Heyward	Pit.	233	139	94
2. Sam Hubbard	Cin.	207	116	91
3. CHRISTIAN WILKINS	MIA.	205	116	89
4. Jonathan Allen	Was.	198	116	82
5. DeForest Buckner	SF/Ind.	195	114	81

DOLPHINS ADD THREE-TIME PRO BOWL SELECTION

Although Miami returns most of its defense from a year ago, the team did make a key offseason addition in signing **LB Melvin Ingram**. The 10-year veteran has earned three Pro Bowl nods (2017-19) and was a five-time captain (2016-20) for the Chargers.

It didn't take long for Ingram's impact to be felt. In the Week 1 win vs. New England, **Ingram scooped up a fumble forced by S Brandon Jones and returned it two yards for a touchdown to give Miami a 10-0 lead in the first half.**

DOLPHINS' PAIR OF YOUNG SAFETIES

The Dolphins selected **S Brandon Jones** in the third round (70th overall) of the 2020 NFL Draft and **S Jevon Holland** in the second round (36th overall) of the 2021 NFL Draft. The duo has played a key role in Miami's defensive success.

Jones had five sacks in 2021, which led all NFL defensive backs and were the most by a Dolphins defensive back since sacks became an official NFL statistic in 1982. He picked up his first sack of 2022 in the Week 1 win vs. New England, when he strip-sacked **QB Mac Jones**. Teammate **LB Melvin Ingram** returned it two yards for Miami's first touchdown of the season.

Holland's 68 tackles in 2021 were ninth among NFL rookies while his 10 passes defended were tied for fourth. **He also started 2022 strong by intercepting QB Mac Jones in the end zone on New England's first offensive possession in the Week 1 victory.**

BAKER CONTINUES TO RACK UP TACKLES

LB Jerome Baker has been one of Miami's most productive players since he was selected by the Dolphins in the third round of the 2018 NFL Draft (73rd overall).

Baker's 409 tackles and his 17.0 sacks are sixth among all players in his 2018 draft class.

MOST CAREER TACKLES (2018 DRAFT CLASS)

PLAYER	TM	TOT	SOLO	ASST
1. Roquan Smith	Chi.	543	359	184
2. Shaquille Leonard	Ind.	538	343	195
3. Fred Warner	SF	514	336	176
4. Tremaine Edmunds	Buf.	475	302	173
5. Foye Oluokun	Atl./Jax.	468	276	192
6. Jessie Bates	Cin.	411	291	120
7. JEROME BAKER	MIA.	410	265	145
8. Minkah Fitzpatrick	Pit.	370	249	121
9. Leighton Vander Esch	Dal.	363	235	128
10. Terrell Edmunds	Pit.	345	240	105

DOLPHINS DEFENSIVE SCORES

Miami had five defensive touchdowns during the 2021 season, **which was tied for the second-most in franchise history behind the team record of six in 2001.**

The Dolphins are already off to a good start in that category in 2022. Miami was the only team with two defensive TDs in the preseason and **is one of seven teams with a defensive touchdown through the first two weeks of the regular season.**



SPECIAL TEAMS NOTES

SANDERS IS MOST ACCURATE KICKER IN TEAM HISTORY

K Jason Sanders' 83.6 career field goal percentage (102-of-122) is the best in Dolphins history (min. 50 att.) and he's one of only six players in team history to kick 100+ career field goals.

DOLPHINS ALL-TIME FG% LEADERS (min. 50 att.)

PLAYER	YRS	FGM	FGA	PCT.
1. J. SANDERS	2018-22	102	122	83.6
2. Dan Carpenter	2008-12	127	155	81.9
3. Olindo Mare	1997-2006	245	303	80.1
4. Pete Stoyanovich	1989-95	176	222	79.3
5. Caleb Sturgis	2013-14	55	71	77.5

Sanders recently had the longest active PAT streak in the NFL, making 69 consecutive extra points. **The streak began on Dec. 15, 2019 and ended on Nov. 28, 2021, covering 31 games without a miss.**

SANDERS' CLUTCH KICKS

Sanders has made several clutch kicks in his career.

As a rookie in 2018, he kicked a 47-yard field goal on the final play of overtime to defeat Chicago. It was the second-longest game-winning field goal in overtime by a rookie since 1974.

Sanders made two game-winning kicks in 2019. At Indianapolis, Sanders kicked two 48-yard field goals in the final six minutes to give Miami a 16-12 victory. Then vs. Cincinnati, he made a 37-yard field goal on the final play of overtime.

He also hit two game-winners in 2020. The first was a 50-yard field goal with 3:30 remaining to beat Arizona. He also made a 44-yard field goal with 0:01 left to beat Las Vegas.



DOLPHINS NEW PRO BOWL PUNTER

Miami added several Pro Bowl players this offseason including one at punter in **Thomas Morstead**. The 14-year pro was a seven-time captain in New Orleans, earned a Pro Bowl selection in 2012 and helped the Saints win Super Bowl XLIV. He's earned seven Special Teams Player of the Week honors and was named **NFC Special Teams Player of the Month in December 2021** when he played for Atlanta.

Morstead has played in 206 career games, which is tied for the 14th-most of all active NFL players. He ranks in the top seven of nearly every major punting statistic among active punters. His 41.6 career net average ranks fifth, his 46.5 gross average is seventh, his 273 punts inside the 20 ranks fourth and his 34,578 career punt yards is third.

His 41.6 career net average is fifth in NFL history:

NFL CAREER NET PUNT AVG. LEADERS (min. 250 punts)

NAME (TEAMS)	YEARS	NET
1. Logan Cooke (Jax.)	2018-22	43.0
2. Johnny Hekker (STL/LAR/Car.)	2012-22	42.9
3. Michael Dickson (Sea.)	2018-22	42.4
4. Cameron Johnston (Phi./Hou.)	2018-22	41.8
5. T. MORSTEAD (NO/NYJ/ATL/MIA.)	2009-22	41.6

MIAMI HAS BLOCKED PUNTS IN EACH OF PAST TWO SEASONS

The Dolphins have blocked punts in back-to-back years (2020-21). **Miami and Indianapolis are the only two teams to block a punt in each of the previous two seasons.**

LB Duke Riley notched a blocked punt in the 2021 season in **Week 12 vs. Carolina**. He came off the right side of Miami's punt block formation and nearly took the ball directly off **P Lachlan Edwards'** foot.

After bouncing off the turf, the ball was caught by **CB Justin Coleman** at the 2-yard line. **Coleman and his teammates moved the pile into the end zone, giving Miami an early 7-0 lead.** It was Miami's first blocked punt returned for a touchdown since Dec. 17, 2016.

In Week 10 of the 2020 season, **LB Andrew Van Ginkel** got into the backfield of the L.A. Chargers' first punt of the game, blocking a kick that was recovered by **CB Jamal Perry** at the 1-yard line. The Dolphins scored on the next play on a 1-yard run by **RB Salvon Ahmed**.



WHAT TO LOOK FOR THIS WEEK

- **T Terron Armstead** is expected to play in his 100th NFL game this week.
- **WR Tyreek Hill** needs just 2 receptions to reach 500 in his career and 86 receiving yards to reach 7,000 in his career.
- **CB Xavien Howard** is expected to play in his 75th NFL game this week and needs just 3 tackles to reach 250 in his career.
- **LB Melvin Ingram** needs just 1 forced fumble to total 15 in his career.
- **CB Nik Needham** needs just 2 passes defended to reach 25 in his career.
- **DT Christian Wilkins** is expected to play in his 50th NFL game this week.

WHAT TO LOOK FOR IN 2022

T TERRON ARMSTEAD...

- Has 95 starts. Needs 5 starts to reach 100 in his career.

LB JEROME BAKER...

- Has 66 games played. Needs 9 games played to reach 75 in his career.
- Has 17.0 sacks. Needs 8.0 sacks to reach 25.0 in his career.
- Has 410 total tackles. Needs 90 total tackles to become the first Dolphins player since at least 2000 to record 500+ tackles in his first 5 NFL seasons.
- If he leads the team in tackles in 2022, he can become the 1st Dolphins player since Jeremiah Bell in 2008-11 to lead the team in tackles for 4 straight seasons.

CB JUSTIN BETHEL...

- Has 161 games played. Needs 14 games played to reach 175 in his career.
- Has 136 special teams tackles. Needs 14 special teams tackles to reach 150 in his career.

QB TEDDY BRIDGEWATER...

- Has 73 games played. Needs 2 games played to reach 75 in his career.
- Has 63 starts. Needs 12 starts to reach 75 in his career.
- Has 1,988 pass attempts. Needs 12 pass attempts to reach 2,000 in his career.
- Has 1,323 completions. Needs 177 completions to reach 1,500 in his career.
- Has 14,437 passing yards. Needs 563 passing yards to reach 15,000 in his career.
- Has started games for 4 different NFL teams. Needs 1 start to become the 22nd QB in NFL history to start a game for 5 different teams and first since QB Nick Foles in 2020 (Chicago).

TE CETHAN CARTER...

- Has 63 games played. Needs 12 games played to reach 75 in his career.

DB KEION CROSSEN...

- Has 61 games played. Needs 14 games played to reach 75 in his career.

OL MICHAEL DEITER...

- Has 42 games played. Needs 8 games played to reach 50 in his career.

RB CHASE EDMONDS...

- Has 350 carries. Needs 150 carries to reach 500 in his career.

- Has 1,609 rushing yards. Needs 391 rushing yards to reach 2,000 in his career.

S CLAYTON FEJEDELEM...

- Has 94 games played. Needs 6 games played to reach 100 in his career.

LS BLAKE FERGUSON...

- Has 35 games played. Needs 15 games played to reach 50 in his career.

LB TREY FLOWERS...

- Has 64 starts. Needs 11 starts to reach 75 in his career.
- Has 262 total tackles. Needs 38 total tackles to reach 300 in his career.

RB MYLES GASKIN...

- Has 35 games played. Needs 15 games played to reach 50 in his career.
- Has 351 carries. Needs 149 carries to reach 500 in his career.
- Has 1,329 rushing yards. Needs 671 rushing yards to become the 15th player in franchise history to rush for 2,000 yards.

TE MIKE GESICKI...

- Has 66 games played. Needs 9 games played to reach 75 in his career.
- Has 204 receptions. Needs 53 to reach 257 and move into 2nd place among tight ends in team history and 80 to reach 284 and break the team's tight ends record.
- Has 2,297 receiving yards. Needs 159 yards to reach 2,456 and move into 2nd place among tight ends in team history, 703 to reach 3,000 in his career and 800 to reach 3,097 and break the team's tight ends record.
- Has 14 receiving touchdowns. Needs 6 touchdowns to reach 20 in his career.

WR TYREEK HILL...

- Has 6 Pro Bowl selections. Needs 1 Pro Bowl selection to join A.J. Green as the wide receivers in NFL history to earn seven consecutive Pro Bowl bids (Hill's 2016 and 2017 selections were as a return specialist).
- Has 93 games played. Need 7 games played to reach 100 in his career.
- Has 725 rushing yards. Needs 275 rushing yards to reach 1,000 in his career.
- Has 86 punt returns. Needs 14 punt returns to reach 100 in his career.



WHAT TO LOOK FOR IN 2022

CB XAVIEN HOWARD...

- Has 73 starts. Needs 2 starts to reach 75 in his career.
- Has 73 passes defended. Needs 5 passes defended to surpass Terrell Buckley (77) and move into 4th place in team history (since 1991).
- Has 27 interceptions. Needs 3 interceptions to reach 30 in his career and 9 to reach 36 and break the team's all-time record.

OL ROBERT HUNT...

- Has 35 games played. Needs 15 games played to reach 50 in his career.

FB ALEC INGOLD...

- Has 43 games played. Needs 7 games played to reach 50 in his career.

LB MELVIN INGRAM...

- Has 377 tackles. Needs 23 tackles to reach 400 in his career.

CB BYRON JONES...

- Has 109 games played. Needs 16 games played to reach 125 in his career.

P THOMAS MORSTEAD...

- Has 34,578 gross punt yards. Needs 422 gross punt yards to reach 35,000 in his career.
- Has 273 punts inside the 20. Needs 27 punts inside the 20 to reach 300 in his career.

RB RAHEEM MOSTERT...

- Has 61 games played. Needs 14 games played to reach 75 in his career.
- Has 1,677 rushing yards. Needs 323 rushing yards to reach 2,000 in his career.
- Has 648 kickoff return yards. Needs 352 kickoff return yards to reach 1,000 in his career.

CB NIK NEEDHAM...

- Has 47 games played. Needs 3 games played to reach 50 in his career.

DE EMMANUEL OGBAH...

- Has 85 games played. Needs 15 games played to reach 100 in his career.
- Has 68 starts. Needs 7 starts to reach 75 in his career.
- Has 37.0 sacks. Needs 13.0 sacks to reach 50.0 in his career.
- Has 37 passes defended. Needs 13 passes defended to reach 50 in his career.
- Has 7 forced fumbles. Needs 3 forced fumbles to reach 10 in his career.

LB ELANDON ROBERTS...

- Has 92 games played. Needs 8 games played to reach 100 in his career.
- Has 61 starts. Needs 14 starts to reach 75 in his career.
- Has 354 total tackles. Needs 46 total tackles to reach 400 in his career.

S ERIC ROWE...

- Has 87 games played. Needs 13 games played to reach 100 in his career.
- Has 330 total tackles. Needs 70 total tackles to reach 400 in his career.
- Has 39 passes defended. Needs 11 passes defended to reach 50 in his career.

K JASON SANDERS...

- Has 67 games played. Needs 8 games played to reach 75 in his career.
- Has 102 field goals. Needs 23 field goals to reach 125 in his career.
- Has 454 points. Needs 82 points to move into the top five in franchise history.

WR TRENT SHERFIELD...

- Has 63 games played. Needs 12 games played to reach 75 in his career.

DT ZACH SIELER...

- Has 44 games played. Needs 6 games played to reach 50 in his career.

TE DURHAM SMYTHE...

- Has 65 games played. Needs 10 games played to reach 75 in his career.
- Has 75 receptions. Needs 25 receptions to reach 100 in his career.

QB TUA TAGOVAILOA...

- Has 761 pass attempts. Needs 239 pass attempts to reach 1,000 in his career.
- Has 5,206 passing yards. Needs 794 more passing yards to reach 6,000 in his career.
- Has 34 passing touchdowns. Needs 16 passing touchdowns to reach 50 in his career.

LB ANDREW VAN GINKEL...

- Has 41 games played. Needs 9 games played to reach 50 in his career.

WR JAYLEN WADDLE...

- Has 119 receptions. Needs 78 receptions to reach 197 and break the NFL's record for most receptions in the first 2 years of an NFL career and 81 to reach 200 in his career.
- Has 1,255 receiving yards. Needs 661 receiving yards to reach 1,916 and break the franchise record for most receiving yards in the first 2 seasons of an NFL career and 745 to reach 2,000 in his career.

DT CHRISTIAN WILKINS...

- Has 45 starts. Needs 5 starts to reach 50 in his career.

WR CEDRICK WILSON JR....

- Has 40 games played. Needs 10 games played to reach 50 in his career.



DOLPHINS-BILLS MATCHUP

SOUTH FLORIDA CONNECTIONS

BILLS	SCHOOL/HOMETOWN
RB James Cook	Miami Central HS/Miami, Fla.
CB Kairi Elam	Benjamin HS/Riviera Beach, Fla.
T/G Bobby Hart	Aquinas HS/Fort Lauderdale, Fla.
RB Duke Johnson	Miami Norland HS/Miami, Fla. University of Miami
S Jaquan Johnson	Miami Killian Senior HS/Miami, Fla. University of Miami
WR Isaiah McKenzie	American Heritage HS/Miami, Fla.
RB Zack Moss	Hallandale HS/ Hallandale, Fla.
DE Greg Rousseau	Champagnat Catholic HS/Hialeah, Fla. University of Miami

FORMER BILLS

DOLPHINS COACH/STAFF	ROLE WITH BILLS
Special Teams Coordinator Danny Crossman	Special Teams Coordinator (2013-18)
Associate Head Coach/Running Backs Eric Stutesville	Running Backs (2004-07) Run Game Coordinator/ Running Backs (2008-09)
Assistant GM Marvin Allen	National Scout (2017-18)

FORMER DOLPHINS

BILLS PLAYER	NOTES
RB Duke Johnson (2021)	5 GP, 4 GS; 71 carries for 330 yards, (4.6 avg.) 3 TDs; 4 rec. for 41 yards, (10.3 avg.)
DE Shaq Lawson (2020)	13 GP, 5 GS; 32 tkls (17 solo), 4.0 sacks, 1 PD, 1 FF, 1 FR, 1 defensive TD
C/G Greg Mancz (2021)	5 GP, 4 GS
DT Jordan Phillips (2015-18)	48 GP, 26 GS; 58 tkls (37 solo), 5.5 sacks, 1 INT, 17 PDs

BILLS COACH/STAFF	NOTES
Asst. GM Brian Gaine (2008-12)	Asst. General Manager (2012-13), Director of Player Personnel (2011), Asst. Director of Player Personnel (2008-10)

OTHER CONNECTIONS

DOLPHINS PLAYER/STAFF	NOTE
LS Blake Ferguson	Brother of Bills LS Reid Ferguson

COLLEGE CONNECTIONS

BILLS	DOLPHINS
TE Tommy Sweeney (2015-18)	TE Hunter Long (2018-20)
DE Shaq Lawson (2013-15) LB Baylon Spector (2018-21)	DT Christian Wilkins (2015-18)
RB James Cook (2018-21)	LB Channing Tindall (2018-21)
DE Greg Rousseau (2018-20)	LB Jaelan Phillips (2020)
TE Dawson Knox (2015-18)	T Greg Little (2016-18)
OL Spencer Brown (2016-18)	DB Elijah Campbell (2016-17)
OL Ryan Bates (2015-18)	TE Mike Gesicki (2014-17)

PRO CONNECTIONS

BILLS	DOLPHINS
DT Jordan Phillips (2020-21)	WR Trent Sherfield (2018-20) RB Chase Edmonds (2018-21)
LB Andre Smith (2018-19) QB Matt Barkley (2021) DT DaQuan Jones (2021)	T Greg Little (2019-21) QB Teddy Bridgewater (2020)
QB Matt Barkley (2016)	RB Raheem Mostert (2016)
S Jordan Poyer (2013-16) RB Duke Johnson (2015-18)	RB Raheem Mostert (2015) DE Emmanuel Ogbah (2016-18) DB Elijah Campbell (2018)
WR Tavon Austin (2018-19)	CB Byron Jones (2015-19) OL Connor Williams (2018-21) WR Cedrick Wilson Jr. (2018-21)
LB Von Miller (2011-21)	QB Teddy Bridgewater (2021)
RB Taiwan Jones (2019) RB Duke Johnson (2019-20)	DB Keion Crossen (2019-20)
WR Stefan Diggs (2015-19) QB Case Keenum (2017)	QB Teddy Bridgewater (2014-17)
DT Brandin Bryant (2016-17)	RB Raheem Mostert (2016)



DOLPHINS-BILLS MATCHUP

SERIES SUPERLATIVES

DOLPHINS

RUSHING YARDS:
228, Ricky Williams, at Buffalo, 12/1/02

PASSING YARDS:
422, Dan Marino, at Buffalo, 12/30/95 (AFC Wild Card game)

RECEPTIONS:
15, Chris Chambers, at Miami, 12/4/05

RECEIVING YARDS:
238, Chris Chambers, at Miami, 12/4/05

BILLS

RUSHING YARDS:
203, O.J. Simpson, at Miami, 12/5/76

PASSING YARDS:
419, Joe Ferguson, at Miami, 10/9/83

RECEPTIONS:
11, Andre Reed, at Buffalo, 9/1/91

RECEIVING YARDS:
240, Eric Moulds, at Miami, 1/2/99 (AFC Wild Card game)

SERIES HISTORY

REGULAR SEASON: MIAMI LEADS 60-51-1
POSTSEASON: BUFFALO LEADS 3-1

LAST 5 MEETINGS

DATE	GAME
11/17/19	Buffalo 37, at Miami 20
9/20/20	Buffalo 31, at Miami 28
1/3/21	at Buffalo 56, Miami 26
9/19/21	Buffalo 35, at Miami 0
10/31/21	at Buffalo 26, Miami 11

SERIES FACTS (TEAM)

MIAMI'S LARGEST MARGIN OF VICTORY:
38 (at Miami 45, Buffalo 7, 12/20/70)

BUFFALO'S LARGEST MARGIN OF VICTORY:
35 (at Buffalo 35, Miami 0, 9/19/21)

CURRENT SERIES STREAK:
Buffalo 7 (12/30/18 - 10/31/21)

MIAMI'S LARGEST WIN STREAK:
20 (10/18/70 - 10/14/79)

BUFFALO'S LARGEST WIN STREAK:
7, (12/30/18 - 10/31/21)

MOST POINTS BY MIAMI:
45 (twice, last: at Miami 45, Buffalo 27, 12/5/76)

MOST POINTS BY BUFFALO:
58 (at Buffalo 58, Miami 24, 9/18/66)

MOST POINTS, BOTH TEAMS:
82 (twice, last at Buffalo 56, Miami 15, 1/3/21)

FEWEST POINTS BY MIAMI:
0 (five times, last: Buffalo 35, at Miami 0, 9/19/21)

FEWEST POINTS BY BUFFALO:
0 (five times, last: at Miami 28, Buffalo 0, 12/22/85)

FEWEST POINTS, BOTH TEAMS:
12 (at Buffalo 12, Miami 0, 9/4/83)



DOLPHINS-BILLS MATCHUP

HOW THEY COMPARE

DOLPHINS		CATEGORY	BILLS	
STAT	RNK		RNK	STAT
427.0	2	Total Offense	3	413.5
351.5	1	Passing Offense	4t	302.5
75.5	28	Rushing Offense	14t	111.0
31.0	4t	Scoring Offense	1	36.0
13.0	4t	Sacks Allowed	7t	3.0
52.0	6	Third Down Offense	1	60.9
372.0	15	Total Defense	2	215.0
255.5	23	Passing Defense	2	149.0
116.5	17	Rushing Defense	1	66.0
22.5	18t	Scoring Defense	2	8.5
2.0	28t	Sacks	2	9.0
36.8	16	Third Down Defense	19	40.0
3	10t	Takeaways	1t	7
2	10t	Giveaways	22t	4

STATISTICAL LEADERS

CATEGORY	DOLPHINS		BILLS	
	PLAYER	STAT	PLAYER	STAT
Completion Pct.	T. Tagovailoa	71.1	J. Allen	75.4
Passing Yards	T. Tagovailoa	739	J. Allen	614
Passer Rating	T. Tagovailoa	116.5	J. Allen	123.7
Rushing Yards	R. Mostert	67	D. Singletary	67
Yards Per Carry	R. Mostert	4.2	D. Singletary	4.8
Rushing TDs	-	-	J. Allen	1
Receptions	T. Hill	19	S. Diggs	20
Receiving Yards	T. Hill	284	S. Diggs	270
Receiving TDs	J. Waddle	3	S. Diggs	4
Tackles	Br. Jones	15	T. Johnson	14
Sacks	E. Ogbah Br. Jones	1.0	V. Miller G. Rousseau	2.0
Interceptions	J. Holland	1	J. Poyer	2
Forced Fumbles	Br. Jones K. Kohou	1	-	-
Special Tms Tkls	A. Van Ginkel	2	D. Hamlin	3

DOLPHINS PLAYERS VS. BILLS

PLAYER	GP	PASSING				
		A-C-I	YDS	PCT	TD	RTG
T. Tagovailoa	3	101-57-4	579	56.4	1	59.8
T. Bridgewater	1	26-15-2	157	57.7	1	56.1
TOTALS	4	127-72-6	736	56.7	2	59.0

PLAYER	GP	RUSHING				
		ATT	YDS	AVG	LG	TD
M. Gaskin	5	32	127	4.0	18	1
S. Ahmed	3	19	68	3.6	16	1
C. Edmonds	1	8	56	7.0	25	0
R. Mostert	1	9	42	4.7	16	0
T. Tagovailoa	3	10	38	3.8	16	1
T. Hill	3	4	33	8.3	16	0
T. Bridgewater	1	1	7	7.0	7	0
A. Ingold	1	1	-1	-1.0	-1	0
TOTALS	18	84	370	4.7	25	3

PLAYER	GP	RECEIVING				
		NO	YDS	AVG	LG	TD
M. Gesicki	8	28	343	12.3	40	1
M. Gaskin	5	17	133	7.8	32	0
T. Hill	3	17	124	7.3	17	0
J. Waddle	2	10	77	7.7	14	0
D. Smythe	8	6	37	6.2	11	0
A. Ingold	1	2	29	14.5	17	0
S. Ahmed	3	4	25	6.3	13	0
C. Edmonds	1	3	21	7.0	11	0
C. Carter	4	1	8	8.0	8	0
R. Mostert	1	1	1	1.0	1	0
TOTALS	36	89	798	7.8	40	1

PLAYER	GP	DEFENSE						
		TOT	SK	INT	PD	FF	FR	
J. Baker	7	35	1.0	0	1	1	0	
E. Roberts	9	31	0.0	0	1	1	0	
X. Howard	8	29	1.0	4	9	0	0	
E. Rowe	10	28	0.0	0	3	0	0	
N. Needham	6	28	0.0	0	2	1	0	
T. Flowers	5	28	2.0	0	1	0	0	
C. Wilkins	6	21	0.0	0	2	0	0	
A. Van Ginkel	4	13	2.0	0	1	1	0	
Br. Jones	4	13	0.0	0	0	0	1	
Z. Sieler	4	12	0.0	0	0	0	0	
J. Jenkins	4	8	0.0	0	0	0	0	
J. Holland	2	8	0.0	0	0	0	1	
E. Ogbah	5	7	2.0	0	2	0	0	
S. Eguavoen	6	7	0.0	0	0	0	0	
R. Davis	3	7	0.0	0	0	0	0	
D. Riley	4	7	0.0	0	0	0	0	
J. Phillips	2	7	0.0	0	0	0	0	
M. Ingram	3	6	1.5	0	1	0	1	
N. Igbinioghene	2	4	0.0	0	1	0	1	
K. Crossen	2	2	0.0	0	0	0	0	
TOTALS	102	305	9.5	4	24	4	4	

PLAYER	GP	KICKING						
		FGM	FGA	LG	XPM	XPA	KO	TB
J. Sanders	8	6	7	52	14	15	32	18
TOTALS	8	6	7	52	14	15	32	18

PLAYER	GP	PUNTING						
		NO	YDS	AVG	LG	TB	I20	NET
T. Morstead	4	13	559	43.0	55	2	4	39.0
TOTALS	4	13	559	43.0	55	2	4	39.0



THE LAST MEETING

2021 - WEEK 8

OCT. 31, 2021 | ORCHARD PARK, N.Y.
HIGHMARK STADIUM
ATTENDANCE: 69,355 | TV: CBS

SCORING SUMMARY

	1	2	3	4	F
Miami	0	3	0	8	11
Buffalo	3	0	7	16	26

MIAMI 11

BUFFALO 26

SCORING DRIVES

TEAM	QTR	TIME	PLAY (EXTRA POINT) (DRIVE INFO)	MIA	BUF
Bills	1	3:48	T.Bass 57 yd. Field Goal (7-35, 4:18)	0	3
Dolphins	2	8:10	J.Sanders 51 yd. Field Goal (7-32, 3:51)	3	3
Bills	3	3:49	G.Davis 8 yd. pass from J.Allen (T.Bass kick) (13-80, 7:06)	3	10
Bills	4	13:23	S.Diggs 19 yd. pass from J.Allen (T.Bass kick) (9-69, 3:49)	3	17
Dolphins	4	9:39	T.Tagovailoa 1 yd. run (T.Tagovailoa-M.Gesicki pass) (11-75, 3:44)	11	17
Bills	4	3:29	T.Bass 39 yd. Field Goal (14-59, 6:10)	11	20
Bills	4	1:07	J.Allen 7 yd. run (run failed) (3-11, 1:14)	11	26

The Miami Dolphins traveled to Highmark Stadium to face the Buffalo Bills, falling 26-11 in a Week 8 matchup.

Miami started off the game on defense and forced Buffalo to punt on their first possession.

On the Dolphins' first offensive drive, the team was able to drive the ball down field but failed to score points on a missed 36-yard field goal attempt by kicker Jason Sanders.

The Bills capitalized on the missed opportunity and scored the first points of the game on a 57-yard field goal from kicker Tyler Bass to go up 3-0 at the end of the first quarter.

The Dolphins tied things up in the second quarter with a 51-yard field goal from Sanders.

Unfortunately, a costly mistake came in the closing minutes of the second quarter when tight end Mike Gesicki went in motion and the snap hit him, resulting in a fumble and ending a potential scoring drive.

In the third quarter, the Dolphins deficit grew to 10-3 after an 8-yard touchdown pass from quarterback Josh Allen to wide receiver Gabriel Davis.

In the final frame, Allen connected on a nine-yard touchdown to wide receiver Stefan Diggs, extending Buffalo's lead to 17-3.

After the score, the Dolphins rebounded and put together a 11-play 70-yard touchdown drive which was capped off by a 1-yard touchdown run by quarterback Tua Tagovailoa. On that drive, Tagovailoa connected with Gesicki on a 40-yard-deep pass on fourth-and-6, which extended the drive prior to the touchdown. Tagovailoa and Gesicki connected again on a two-point conversion following the touchdown, closing the deficit to 17-11.

The Bills scored an additional nine points with a field goal and a 7-yard touchdown run by Allen, as the Dolphins lost 26-11.

On the day, Tagovailoa completed 21-of-39 passes for 205 yards and one interception. He also rushed for one touchdown.

Wide receiver DeVante Parker returned from injury and led all Dolphins receivers with eight catches for 85 yards. His performance moved him into sixth place on the team's all-time receiving yards chart and eighth place on the team's all-time receptions list.

GAME STATISTICS

RUSHING (Att-Yds-TD):

Miami: M. Gaskin 12-36, S. Ahmed 7-22, T. Tagovailoa 4-10-1.
Buffalo: J. Allen 8-55-1, D. Singletary 7-28, Z. Moss 8-19.

PASSING (A-C-Y-TD-I):

Miami: T. Tagovailoa 39-21-205-0-1.
Buffalo: J. Allen 42-29-249-2-0, C. Beasley 1-0-0-0-0.

RECEIVING (Rec-Yds-TD):

Miami: D. Parker 8-85, J. Waddle 4-29, M. Gesicki 3-48, M. Gaskin 3-19, P. Laird 1-10, A. Shaheen 1-8, S. Ahmed 1-6.
Buffalo: C. Beasley 10-110, Z. Moss 6-39, S. Diggs 5-40-1, G. Davis 4-29-1, T. Sweeney 3-30, D. Singletary 1-1.

SACKS (Sk-Yds):

Miami: None.
Buffalo: J. Hughes 1-6, M. Addison 1-5.

INTERCEPTIONS (Int-Yds):

Miami: None.
Buffalo: J. Poyer 1-26.

FORCED FUMBLES:

Miami: E. Roberts 1.
Buffalo: J. Hughes 1.

FUMBLE RECOVERIES (No-Yds):

Miami: None.
Buffalo: M. Hyde 1-16.

TEAM STAT	MIA	BUF
TOTAL FIRST DOWNS	16	24
By Rushing	4	5
By Passing	10	15
By Penalty	2	4
THIRD DOWN EFFICIENCY	4-14-28.6%	6-13-46.2%
FOURTH DOWN EFFICIENCY	1-1-100.0%	0-1-0.0%
TOTAL NET YARDS	262	351
Total Offensive Plays	64	66
Average gain per offensive play	4.1	5.3
NET YARDS RUSHING	68	102
Total Rushing Plays	23	23
Average gain per rushing play	3.0	4.4
NET YARDS PASSING	194	249
Sacks-Yards	2-11	0-0
Gross yards passing	205	249
ATTEMPTS-COMPLETIONS-INTS	39-21-1	43-29-0
Avg. gain per pass play	4.7	5.8
PUNTS NUMBER AND AVG.	5-51.8	4-40.8
Net Punting Average	38.8	37.8
TOTAL RETURN YARDAGE	12	51
No. and Yards Punt Returns	3-12	2-25
No. and Yards Kickoff Returns	2-25	2-37
No. and Yards Int. Returns	0-0	1-26
PENALTIES Number and Yards	9-58	9-80
FUMBLES Number and Lost	2-1	1-0
RED ZONE EFFICIENCY	1-3-33%	3-4-75%
GOAL TO GO EFFICIENCY	1-1-100%	1-1-100%
TIME OF POSSESSION	29:13	30:47



FREE AGENCY TRACKER

The Dolphins were active in the 2022 free agency market. The team tagged, re-signed or tendered 10 players and also added 14 veterans to the roster this year. Below tracks the players the team has signed, as well as those who ended the 2021 season on Miami's 53-man roster and their current status.

PLAYERS RETAINED OR ADDED

FRANCHISE TAG (1)

Mike Gesicki TE

TENDERED (3)

Salvon Ahmed RB

Elijah Campbell DB

Nik Needham CB

RE-SIGNED (6)

Sam Eguavoen LB

John Jenkins DT

Emmanuel Ogbah DE

Duke Riley LB

Elandon Roberts LB

Durham Smythe TE

UNRESTRICTED FREE AGENTS SIGNED (10)

Terron Armstead T New Orleans

Teddy Bridgewater QB Denver

Keion Crossen DB N.Y. Giants

Chase Edmonds RB Arizona

Melvin Ingram LB Kansas City

Thomas Morstead P Atlanta

Raheem Mostert RB San Francisco

Trent Sherfield WR San Francisco

Connor Williams OL Dallas

Cedrick Wilson Jr. WR Dallas

FREE AGENTS SIGNED (3)

Justin Bethel CB New England

Trey Flowers LB Detroit

Alec Ingold FB Las Vegas

ACQUIRED VIA TRADE (1)

Tyreek Hill WR Kansas City

PLAYERS FROM 2021 ROSTER NOT CURRENTLY WITH THE DOLPHINS

FREE AGENTS (10)

Vince Biegel LB Baltimore

Jacoby Brissett QB Cleveland

Justin Coleman CB Seattle

Isaiah Ford WR

Mack Hollins WR Las Vegas

Duke Johnson RB Buffalo

Phillip Lindsay RB Indianapolis

Greg Mancz OL Buffalo

Michael Palardy P

Albert Wilson WR

TRADED (1)

DeVante Parker WR New England

RELEASED (3)

Jesse Davis G/T Pittsburgh

Adam Butler DL

Allen Hurns WR



Terron Armstead



Justin Bethel



Teddy Bridgewater



Keion Crossen



Chase Edmonds



Trey Flowers



Tyreek Hill



Alec Ingold



Melvin Ingram



Thomas Morstead



Raheem Mostert



Trent Sherfield



Connor Williams



Cedrick Wilson Jr.


as of Sept. 19, 2022



MIAMI DOLPHINS 2022 ROOKIE CLASS

ACTIVE ROSTER


Undrafted Free Agent



**Tanner
CONNER**

Idaho State // TE
6-3 // 232


Rd 4 // Pick 125



**Erik
EZUKANMA**

Texas Tech // WR
6-2 // 206


Undrafted Free Agent



**Kader
KOHOU**

TAMU-Commerce // CB
5-10 // 195


Rd 7 // Pick 247



**Skylar
THOMPSON**

Kansas State // QB
6-2 // 219

Rd 3 // Pick 102



**Channing
TINDALL**

Georgia // LB
6-2 // 232

PRACTICE SQUAD


Signed as FA



**Kalon
BARNES**

Baylor // CB
6-0 // 186

Signed as FA



**Big Kat
BRYANT**

UCF // DE
6-4 // 260


Signed as FA



**James
EMPEY**

BYU // OL
6-3 // 297


Rd 7 // Pick 224



**Cameron
GOODE**

California // LB
6-3 // 238


Undrafted Free Agent



**Verone
McKINLEY III**

Oregon // S
5-10 // 195

Undrafted Free Agent



**Braylon
SANDERS**

Mississippi // WR
6-1 // 194


Undrafted Free Agent



**Chris
STEELE**

USC // CB
6-1 // 190


Undrafted Free Agent



**Ben
STILLE**

Nebraska // DL
6-4 // 296

Undrafted Free Agent



**ZaQuandre
WHITE**

South Carolina // RB
6-1 // 215



DOLPHINS RADIO NETWORK



AM 560 Sports WQAM is the official English flagship radio partner of the franchise. In addition, all Dolphins games are simulcast on Kiss Country 99.9 “South Florida’s Original Country Station” and feature expanded pre-, halftime and postgame shows. The games also can be heard on Dolphins.com and throughout South and Central Florida on a variety of stations that make up the Miami Dolphins Radio Network.

The English radio broadcast team on AM 560 Sports WQAM consists of former wide receiver Jimmy Cefalo handling the play-by-play duties with former tight end Joe Rose providing the game analysis. Fellow alumnus Kim Bokamper will join the broadcast team giving perspective on the on-field action.

Univision Deportes Radio 1140 AM is the Dolphins official Spanish radio broadcast partner for all preseason, regular season and playoff games, with Roly Martin handling the play-by-play and Eduardo Martell providing the game analysis. WQBA 1140 AM additionally airs a pregame show and postgame show.



JIMMY CEFALO



JOE ROSE



KIM BOKAMPER



Roly Martin (L) and Eduardo Martell (R)

2022 MIAMI DOLPHINS RADIO NETWORK AFFILIATES

LOCATION	NETWORK	LOCATION	NETWORK
Fort Lauderdale	WQAM 560 AM	Miami	WQBA 1140 AM (Spanish)
Fort Lauderdale	KISS 99.9 FM	Port St. Lucie	WPSL 1590 AM
Key West	WAVK 97.7 FM	West Palm Beach	ESPN 106.3 FM
Miami	WQAM 560 AM	West Palm Beach	Deportes Radio 760 AM (Spanish)
Miami	KISS 99.9 FM		



50TH ANNIVERSARY OF THE PERFECT SEASON



Fifty years ago, the 1972 Miami Dolphins, led by Hall of Fame Coach Don Shula, went 17-0 and won Super Bowl VII over Washington. It was the first Super Bowl for a franchise that was in just its seventh season of existence and to this day, remains the only unbeaten and untied team in league history.

The Dolphins will honor the 1972 perfect season this year when they host the Pittsburgh Steelers in Week 7 on NBC's Sunday Night Football. The current team will wear throwback uniforms with a special 1972 patch for the nationally-televised game and many events honoring the perfect season will take place that weekend.

1972 DOLPHINS PLAYERS AND COACHES

Quarterbacks

11 Jim Del Gaizo
12 Bob Griese*
15 Earl Morrall

Running Backs

21 Jim Kiick
22 Mercury Morris
23 Charles Leigh FB
28 Ed Jenkins
32 Hubert Ginn
39 Larry Csonka FB

Wide Receivers

42 Paul Warfield
81 Howard Twilley
82 Otto Stowe
86 Marlin Briscoe

Tight Ends

80 Marv Fleming
88 Jim Mandich

Offensive Linemen

54 Howard Kindig T/C/LS
60 Al Jenkins G
62 Jim Langer C
66 Larry Little G*
67 Bob Kuechenberg G
73 Norm Evans T
77 Doug Crusan T
79 Wayne Moore T

Special Teams

1 Garo Yepremian K
7 Billy Lothridge P
20 Larry Seiple P

Defensive Linemen

65 Maully Moore DT
72 Bob Heinz DT
75 Manny Fernandez DT
78 Jim Dunaway DT
83 Vern Den Herder DE
84 Bill Stanfill DE

Linebackers

51 Larry Ball
53 Bob Matheson
56 Jesse Powell
57 Mike Kolen
59 Doug Swift
85 Nick Buoniconti*

Defensive Backs

13 Jake Scott FS
25 Tim Foley CB
26 Lloyd Mumphord CB*
40 Dick Anderson SS
43 Mike Howell FS
45 Curtis Johnson CB
49 Charlie Babb SS

Reserve Lists

44 Tom Curtis FS (IR)
70 Jim Riley DE (IR)
89 Karl Noonan WR (IR)

Taxi Squad

Mike Kadish DT
Henry Stuckey DB

* Captains

THE 1972 DOLPHINS BY THE NUMBERS

1 Miami was No. 1 in the NFL in total offense, total defense, scoring offense and scoring defense that season. They're the only team in NFL history to lead all four categories in the same season.

2 Thousand-yard rushers by Miami as Larry Csonka rushed for 1,117 yards and Mercury Morris rushed for 1,000 yards that season. That makes them one of only seven teams in NFL history to have two 1,000-yard rushers in the same season and the first to do so in a 14-game season.

3 Only three other teams in NFL history have entered the NFL's championship game undefeated. But all lost the title game. They were the 1934 Bears, 1942 Bears and 2007 Patriots.

8 Members of that team were inducted into the Pro Football Hall of Fame – Buoniconti, Csonka, Griese, Langer, Little, Warfield, Coach Shula and director of player personnel Bobby Beathard.

9 Dolphins selected to the Pro Bowl that season – Anderson, Buoniconti, Csonka, Evans, Little, Morris, Scott, Stanfill and Warfield.

12.2 Points allowed per game by the 1972 Dolphins, which led the NFL that season.

27.5 Points scored per game by the 1972 Dolphins, which led the NFL that season.

211.4 Rushing yards per game by the 1972 Dolphins, which led the NFL that season.

Coaching Staff

Don Shula (Head Coach)
Bill Arnsparger (Head Defensive Coach/Linebackers)
Howard Schnellenberger (Head Offensive Coach/Receivers)
Monte Clark (Offensive Line)

Tom Keane (Defensive Backfield)
Mike Scarry (Defensive Line)
Carl Taseff (Offensive Backfield)



MIAMI DOLPHINS ANNOUNCE PLANS FOR THE 50TH ANNIVERSARY CELEBRATION OF THE 1972 PERFECT SEASON PRESENTED BY PEPSI



PRESENTED BY



The Miami Dolphins have announced a series of events as part of the team's 50th Anniversary Celebration of the 1972 Perfect Season Presented by Pepsi. Launched on Saturday, July 30 at the team's Alumni BBQ, the yearlong celebration will feature a series of events honoring 1972 team members, their families, and fans.

The initial slate of events will include:

- **Alumni Captains** – The Dolphins will recognize members of the 1972 team as alumni captains at every home game by position groups.
- **Perfect Season Podcast: 50th Anniversary Edition** – Breaking down the Super Bowl championship season game-by-game, podcast host Josh Lewin offers a unique perspective on the Perfect Season. Fans will get a chance to hear from the players to get a peek inside the locker room, field, and team meetings to learn more about what made the season perfect.
- **The Perfect Season Museum presented by Pepsi** – Fans will have the opportunity to explore the Perfect Season Museum presented by Pepsi on the campus of Hard Rock Stadium with a unique display of Dolphins and 1972 cultural memorabilia.
- **Sunday Night Football Celebration** – Members of the 1972 team will be honored as part of the team's Sunday Night primetime game against the Pittsburgh Steelers during pregame and halftime ceremonies. The team will also wear throwback jerseys with a commemorative patch honoring the 1972 team. Fans will also receive a PepsiCo-branded promotional giveaway.
- **Exclusive Merchandise Line** – The Miami Dolphins will release exclusive merchandise featuring the 50th Anniversary commemorative logo for the Sunday Night Football Celebration as the Dolphins take on the Steelers at Hard Rock Stadium on October 23.
- **Miami Dolphins Fan Cruise** – The Miami Dolphins and First Class Cruises, in conjunction with [Royal Caribbean Cruise Lines](#), are inviting Dolphins fans to sail the open seas with some of their favorite Dolphins team legends including many members of the 1972 undefeated team. from March 12-19, 2023. [The Inaugural Miami Dolphins Fan Cruise](#) is a seven-night Caribbean excursion aboard the Oasis of the Seas cruise vessel that will depart from Miami, FL, and will stop at several Caribbean islands including, CocoCay, Cozumel, Roatan and Costa Maya. For more information, please visit www.DolphinsFanCruise.com.

Additional interactive events will be announced at a later date.



BAPTIST HEALTH TRAINING COMPLEX



The state-of-the-art Baptist Health Training Complex opened in 2021 and houses the Miami Dolphins football operations. Completed by Moss Construction with interior design by Rockwell Group and architecture by ROSSETTI, the best-in-class venue was meticulously planned to create a contemporary, welcoming training environment for coaches, players, and staff.

Located in Miami Gardens, the 217,200 square feet complex (125,000 sq. feet training facility and 92,200 sq. feet indoor field) features:

- Outdoor practice area with two full natural grass fields and full indoor practice facility
- Two-story weight room with a cardio deck
- Locker Rooms and a Players Lounge with multiple lounge areas and a barber shop
- A state-of-the-art hydrotherapy area
- Dedicated recovery area including cryotherapy and isolation tanks
- Athletic training room with expansive rehabilitation space
- A dining hall and fuel bar
- Shaded spectator seating holding up to 2,200 people
- Lush landscaping, including close to 16,000 flowers and shrubs, 210 palms and 128 total trees

The Baptist Health Training Complex is equipped with state-of-the-art technology and football systems. The audio-visual systems in the Auditorium, position classrooms, conference rooms, weight room, Field House, and outdoor fields were designed and built by industry leading integrator Diversified. 8K Solutions designed and integrated a fully robotic camera system for acquiring practice video and two immersive walls for interactive team and individual training. The facility also features Verizon 5G Ultra Wideband and an Extreme Networks Wi-Fi 6 deployment throughout.


The partnership with Baptist Health was an extension of a decades-long relationship with the Miami Dolphins, with the entity serving as the Official Medical Team of the Miami Dolphins as well as the Official Wellness and Sports Medicine Provider of the Miami Dolphins and the Training Complex. Baptist Health also is a proud partner of the Miami Dolphins Foundation working together on a series of initiatives around the health and safety of South Florida students, coaches, and parents to grow youth football participation in South Florida.





HARD ROCK STADIUM

A Global Entertainment Destination




HISTORY & TRADITION

Hard Rock Stadium is a global entertainment destination that serves as home to the Miami Dolphins, the Formula 1® Crypto.com Miami Grand Prix, the Miami Open presented by Itaú, University of Miami college football, the Capital One Orange Bowl game, Rolling Loud, Jazz in the Gardens, major concerts, boxing, international soccer and is a host of world-class events. The multi-purpose, open-air complex completed a multi-year renovation fine-tuned to enhance the fan experience and transforming the venue to an epicenter of culture, innovation and spectacle. The stadium has hosted six Super Bowls (XXIII, XXIX, XXXIII, XLI, XLIV and LIV), the 2010 NFL Pro Bowl, four BCS National Championship Games (2001, 2005, 2009 and 2013) and one College Football Playoff National Championship game (2021).

DESIGN

Hard Rock Stadium is a global entertainment destination that recently completed a \$755 million, multi-year renovation privately funded by Managing General Partner & Chairman of the Board Stephen Ross to transform the iconic venue into the best Miami has to offer in world-class fare, art, culture and an elevated guest experience. Every aspect of the facility was touched during the renovation. New seating experiences were introduced within the bowl as well as five new premium clubs. The renovation brought four high-definition video boards and the installation of a state-of-the-art canopy that keeps as many as 91 percent of guests in the shade. Remodeled, modernized suites throughout the stadium offer a more intimate club space with improved amenities and food, as well as the addition of theatre boxes and four new corner clubs. The venue boasts remodeled suites with improved amenities and food as well as new landscaping bringing nearly 58,000 new trees and shrubs to the exterior of the stadium.





ART

Hard Rock Stadium partnered with Goldman Global Arts (GGA) for one of the world's largest indoor street art galleries. Stephen Ross, inspired by the murals that adorn Wynwood Arts District, tapped GGA for the curation of 19 murals by 18 artists from 10 different countries to transform the facility into a vibrant, monumental public art experience. The landmark #ArtUnexpected project looks to create an artistic legacy and cement Hard Rock Stadium as an iconic, world-class venue that reflects Miami's cultural significance in music, sports, entertainment and the arts.

SUSTAINABILITY

Hard Rock Stadium phased out 99.4% of single-use plastics, including for Super Bowl LIV. On December 22, 2019 the venue was the NFL's first to feature 20oz sustainable draft cups by Ball Corporation, eliminating more than 500,000 plastic cups annually. This will eliminate more than 2.8 million pieces of plastic annually including more than 600,000 plastic bottles. The effort is in collaboration with partners Sodexo Live! and PepsiCo. The venue sustains a high diverted waste percentage annually through innovative sustainability efforts. This includes bio digesters and composting through liquid food digesters. Furthermore, kitchen oil is recovered into biofuel, creating renewable energy. The facility sources products from local farms and donates its excess food to local missions. Additionally, the stadium has a no plastic straw policy, waterless urinals and touchless sensor faucets, sorting and recycling as well as energy efficient LED lighting, and a reduction on paper from mobile tickets and payments. Hard Rock Stadium is a proud member of the Green Sports Alliance



TECHNOLOGY

Hard Rock Stadium maintains a commitment to providing its guests with the most innovative technology. With the recent 5G Ultra Wideband installation in partnership with Verizon, Hard Rock Stadium sits at the forefront of technological advancements and strives to make each experience for its guests as seamless and user-friendly as possible.

WORLD-CLASS FARE

Hard Rock Stadium embarked on a journey of listening to guests and asking what they prefer for their palate on game day. Years later, this commitment to bring fresh, diverse flavor to guests remains strong. An emphasis is placed on innovative, local cuisine, and together with hospitality provider Sodexo Live! the venue curates an unparalleled food and beverage experience throughout the facility to all guests.





MIAMI DOLPHINS IN THE COMMUNITY

The Miami Dolphins are committed to leveraging the power of sports and entertainment to inspire a healthier, more educated and united South Florida community. Together our players, cheerleaders, alumni, staff and partners are dedicated to being difference-makers in our community.



DOLPHINS CHALLENGE CANCER

Founded in 2010 as the signature initiative of the Miami Dolphins Foundation's health impact area, the Dolphins Challenge Cancer has contributed more than \$53 million for cancer research at Sylvester Comprehensive Cancer Center. Ranked among the top 50 of U.S. News & World Report's Best Hospitals in 2022, Sylvester is South Florida's only National Cancer Institute (NCI) designated cancer center. In continuation of the \$75 million gift commitment made in 2020, the DCC XIII is scheduled for Saturday, Feb. 25, 2023, and will feature a cycling, run and walk event led by its iconic 100-mile ride. The DCC stands as the largest fundraising event in the NFL and represents the largest known philanthropic pledge in all of professional sports.



FOOTBALL UNITES™ presented by Baptist Health

Miami Dolphins Football UNITES™ presented by Baptist Health strives to connect the intersections of the community to create a more inclusive South Florida.

With a network of community partners and allies, Football UNITES™ presented by Baptist Health works as a collective to focus on improving relationships, fostering understanding and experiencing culture in ways that will ignite positive change. Partner organizations value inclusivity and believe in the power of diversity while representing the following categories:

- Education and Mentorship
- Health and Wellness
- Culture and Religion
- Human Services
- Law Enforcement and Public Safety
- Military and Veterans Services
- Social Justice and Empowerment



MIAMI DOLPHINS IN THE COMMUNITY



JUNIOR DOLPHINS

The Junior Dolphins program encourages youth players and coaches to teach, learn and play football in a fun and safe environment. As stewards of the game, Junior Dolphins strives to grow participation in the game, impact the football community and build the next generation of Dolphins fans. Through strong community partnership and strategic resource distribution, all aspects of the Junior Dolphins program work to emphasize character building to increase the overall experience in youth football.



SALUTE TO SERVICE

The Miami Dolphins are committed to better serving our nation's veterans, active duty service members and their families. Through year-round programming which is tied to the Dolphins' community mission and aligns with the NFL's Salute to Service platform and its partners, these efforts assist veterans transition to civilian life by facilitating events focused on uniting and appreciating.



NAT MOORE SCHOLARSHIP & GRANT ENDOWMENT PROGRAM

The Nat Moore Scholarship & Grant Endowment Program's mission is to provide the youth of Miami-Dade, Broward, Palm Beach and Monroe counties with the financial resources needed to pursue avenues of education and training for employment readiness. In its fifth year under the Miami Dolphins Foundation, both the scholarship and the vocational grant are designed to bolster efforts in bridging the gap between receiving financial assistance and obtaining a degree or vocational diploma. Since its inception, the Nat Moore Scholarship & Grant Endowment Program has awarded over \$2M to more than 100 students in South Florida.



MIAMI DOLPHINS IN THE COMMUNITY



DOLPHINS CHALLENGE CANCER ANNOUNCES OPEN REGISTRATION FOR DCC XIII FOLLOWING RECORD-BREAKING \$8.4M RAISED FOR DCC 12 IN SUPPORT OF LIFE-SAVING CANCER RESEARCH AT SYLVESTER COMPREHENSIVE CANCER CENTER

Record-Breaking 4.4K Participants Gathered to Raise Funds for DCC 12 Bringing the Event's 12-Year Total to \$53M

The Miami Dolphins announced the open registration for Dolphins Challenge Cancer XIII (DCC XIII). This signature event, scheduled to take place on Saturday, February 25, 2023, marks the 13th edition of the commitment and support of funding innovative cancer research at Sylvester Comprehensive Cancer Center, a part of UHealth – the University of Miami Health System. Registration for DCC XIII will kick off on Tuesday, August 2, 2022.

This past February, DCC 12 united a record-breaking 4,484 participants raising more than \$8.4M under a “one team, one fight” mentality to challenge cancer and unite the community in South Florida. Following a \$75M commitment to Sylvester in November 2020, the largest known philanthropic pledge in the NFL, the DCC's 12-year total contribution now stands at \$53M which funds the advancement of cancer care through breakthrough science, leading-edge technology and personalized patient care. With 100 percent of participant raised funds donated to Sylvester, the DCC's contributions have gone on to directly impact the South Florida community.

“This is a big win for everyone in the community and we are grateful to the numerous supporters of DCC 12 who came together to raise this incredible contribution. These \$8.4M will directly affect Sylvester's efforts to thrive as a lifesaving cancer center,” Miami Dolphins Challenge Cancer Executive Director Javier Sanchez said. “Hosting another successful and record-breaking DCC is an honor for the Miami Dolphins, and we are eager to see the South Florida community for DCC XIII at Hard Rock Stadium on February 25, 2023.”

“We are incredibly grateful for the amazing partnership we have with the Miami Dolphins,” said Stephen D. Nimer, M.D., Director of Sylvester Comprehensive Cancer Center and holder of the Oscar de la Renta Endowed Chair in Cancer Research. “The extraordinary vision of the Dolphins organization to come alongside Sylvester and raise millions of dollars annually for impactful cancer research has allowed us to discover and provide innovative, life-saving treatments for so many in our community. We all look forward to continuing the fight at DCC XIII on February 25, 2023.”

Leading into preparations to host the organization's 13th edition of the prominent community event, Miami Dolphins Senior Vice President of Communications & Community Affairs Jason Jenkins will continue to serve as the Board of Directors Chair for the second consecutive year after a successful DCC 12.

The continued success of DCC XIII would not be possible without the efforts of many organizations and partners most notably Lennar Corporation, University of Miami's Team Hurricanes, Miami Dolphins' Team Dolphins, Berkowitz Pollack Brant and Provenance Wealth Advisors, Keyes Family of Companies, Team Gene and Ali – Peck Family, Break The Cycle Team Letendre and Miami Dolphins Fan Clubs which have individually supported DCC 12 by raising more than \$100K.

Dolphins Challenge Cancer was founded in 2010 by the Miami Dolphins organization as the signature initiative of the Foundation's health impact area and has become the largest fundraising event in the NFL. The DCC's purpose is to improve people's lives through financial support for innovative cancer research at Sylvester. Ranked among the top 50 of U.S. News & World Report's Best Hospitals in 2022, Sylvester is South Florida's only National Cancer Institute (NCI) designated cancer center. For more information, visit www.DolphinsChallengeCancer.com.



MIAMI DOLPHINS IN THE COMMUNITY



CALL FOR NOMINATIONS FOR THE CBS4 NAT MOORE TROPHY PRESENTED BY FPL

The Miami Dolphins and CBS4 Miami invites South Florida high school football fans to nominate a local player for the CBS4 Nat Moore Trophy now through November 15.

In honor of Miami Dolphins Senior Vice President of Special Projects and Alumni Relations Nat Moore, a former Dolphins wide receiver, Pro Bowl select and South Florida native, the CBS4 Nat Moore Trophy honors the top high school football player at any school in any division in the Broward, Miami-Dade, or Monroe County area. Players at any position and any high school grade level are eligible for the award. The recipient will be chosen by a voting panel of former players, members of the media and local leaders.

Four finalists will be announced for the CBS4 Nat Moore Trophy in November and the public will be encouraged to vote for their nominee at NatMooreTrophy.com.

The CBS4 Nat Moore Trophy features a cast-bronze image of Nat Moore which will be presented on Tuesday, December 13th. The ceremony will be televised on CBS4 on Wednesday, December 14th.

Voted as the NFL's "Man of the Year" in 1984 for his outstanding service to his community, Moore was also the recipient of the Byron White Humanitarian Award in 1986. His post-retirement career is filled with humanitarian work and philanthropy. In 1998, he created the Nat Moore Foundation in support of educational empowerment towards underserved youth in Miami-Dade County. Moore attended and played football at Miami Edison Senior High School before going on to become a star running back at the University of Florida. He was inducted into the UF Athletic Hall of Fame as a "Gator Great" in 1978.

More information and complete contest rules are available at NatMooreTrophy.com.



HARD ROCK STADIUM UNVEILS THE FOUNTAIN PLAZA TAILGATE PRESENTED BY LIVE NATION



Hard Rock Stadium unveiled its latest innovation in fan experience showcasing the Fountain Plaza Tailgate presented by Live Nation on Thursday, Sept. 8. Available to fans ahead of Miami Dolphins home games, the reimagined tailgate experience will provide fans with elevated pre and in-game engagement opportunities.

“The excitement for the 2022-23 Miami Dolphins has driven an incredible demand from our fans this season and through the vision of Tom Garfinkel, we’ve developed a brand-new experience that visitors can enjoy with their family and friends either pre-game or in-game,” said Miami Dolphins Senior Vice President and Chief Revenue Officer Jeremy Walls. “As a global entertainment destination, we look to create unique experiences that caters to everyone, surpasses expectations and elevates the standard across all Hard Rock Stadium events.”

Located all within 270,000 square feet on the South Plaza of Hard Rock Stadium, activations include brunch provided by South Florida’s American Social, a Food Hall with diverse dining options, gondola rides on the Heineken Highline, Dolphins and 1972 cultural memorabilia at The Perfect Season Museum presented by Pepsi and more.

The Fountain Plaza Tailgate is accessible to all ticketed fans during pre-game and provides supplementary hospitality spaces including the Publix Patio for season-ticket members and group ticket holders.

Fans may also purchase individual “Tailgate Tickets” as a day pass option to experience game-day from an exclusive viewing deck and includes a complimentary ride on the Heineken Highline available to purchase at \$20.



MIAMI DOLPHINS CELEBRATE HISPANIC HERITAGE MONTH



In celebration of Hispanic Heritage Month, the Miami Dolphins are participating in a series of initiatives on and off the field to embrace, promote and support South Florida's diverse cultural background.

Throughout September and October, the Miami Dolphins will highlight its Latino employees showcasing their favorite characteristics about their culture and heritage on the organization's social media platforms.

The organization will continue the month engaging its employees in dance lessons led by the Miami Dolphins Cheerleaders, organize a "Sabor Latino" food sampling of traditional Hispanic foods and provide cafecito from Del Origen to immerse its staff in cultural experiences.

As the Miami Dolphins take on the Buffalo Bills presented by Hard Rock Hotel and the NFL's designated Hispanic Heritage Month game of the season, the Dolphins will host a series of pre-game activations on its south plaza including live music and performances by Ball & Chain, a historic Little Havana live music venue in Miami, at Hard Rock Stadium on Sunday, September 25. In game, the Miami Dolphins will highlight Hispanic Unity of Florida as its Football Unites Partner of the Game in addition to a halftime performance by Latin music artists.

These initiatives are in continuation of the organization's year-round efforts to embrace, celebrate and empower cultural diversity as the as the Miami Dolphins seek continue to support diversity and its communities in the upcoming future.

These initiatives are part of the Miami Dolphins Football UNITES™ program's year-round efforts towards embracing, celebrating and empowering the cultural intersections of the community to create a more inclusive South Florida. By working with over 50 community partners and allies the program focuses on improving relationships, fostering understanding and experience culture throughout South Florida.



ROSTER, DEPTH CHART & TRANSACTIONS



DEPTH CHART

OFFENSE

POS	NO	NO NAME	NO NAME	NO NAME	NO NAME	NO NAME
WR	17	Jaylen Waddle	14 Trent Sherfield	<u>18 Erik Ezukanma</u>		
LT	72	Terron Armstead				
LG	74	Liam Eichenberg	65 Robert Jones			
C	58	Connor Williams	63 Michael Deiter			
RG	68	Robert Hunt	65 Robert Jones			
RT	75	Greg Little				
TE	88	Mike Gesicki	81 Durham Smythe	84 Hunter Long	82 Cethan Carter	<u>80 Tanner Conner</u>
FB	30	Alec Ingold				
RB	2	Chase Edmonds	3 Myles Gaskin			
RB	31	Raheem Mostert	26 Salvon Ahmed			
QB	1	Tua Tagovailoa	5 Teddy Bridgewater	<u>19 Skylar Thompson</u>		
WR	10	Tyreek Hill	11 Cedrick Wilson Jr.			

DEFENSE

POS	NO	NO NAME	NO NAME	NO NAME	NO NAME
DE	94	Christian Wilkins	92 Zach Sieler		
NT	98	Raekwon Davis	77 John Jenkins		
DE	91	Emmanuel Ogbah			
LB	15	Jaelan Phillips	93 Trey Flowers		
LB	52	Elandon Roberts	49 Sam Eguavoen		
LB	55	Jerome Baker	45 Duke Riley	<u>41 Channing Tindall</u>	
LB	6	Melvin Ingram	43 Andrew Van Ginkel		
CB	25	Xavien Howard	27 Keion Crossen	<u>28 Kader Kohou</u>	
CB	40	Nik Needham	9 Noah Igbinoghene	20 Justin Bethel	
S	29	Brandon Jones	21 Eric Rowe		
S	8	Jevon Holland	22 Elijah Campbell		

SPECIAL TEAMS

POS	NO	NO NAME	NO NAME	NO NAME	NO NAME
K	7	Jason Sanders			
P	4	Thomas Morstead			
H	4	Thomas Morstead			
LS	44	Blake Ferguson			
KR	31	Raheem Mostert	17 Jaylen Waddle	2 Chase Edmonds	9 Noah Igbinoghene
PR	10	Tyreek Hill	17 Jaylen Waddle	8 Jevon Holland	

Underlined players are rookies
 * unofficial, as of Sept. 19, 2022



2022 MIAMI DOLPHINS TRANSACTIONS

*as of Sept. 19, 2022

DATE	POS.	PLAYER/COACH	TRANSACTION	DATE	POS.	PLAYER/COACH	TRANSACTION
Jan. 11	WR	Cody Core	Signed to futures contract	July 26	WR	Cody Core	Released/Non-Football Injury
Jan. 11	CB	Javaris Davis	Signed to futures contract	July 26	WR	Mohamed Sanu Sr.	Signed as FA
Jan. 11	OL	Adam Pankey	Signed to futures contract	July 27	CB	Tino Ellis	Signed as FA
Jan. 11	T	Kion Smith	Signed to futures contract	Aug. 2	DL	Adam Butler	Released/Failed Physical
Jan. 14	RB	Gerrid Doaks	Signed to futures contract	Aug. 3	DB	Elijah Campbell	Activated off the Non-Football Injury List
Jan. 19	DB	Quincy Wilson	Signed to futures contract	Aug. 5	P	Tommy Heatherly	Waived
Jan. 25	DB	D'Angelo Ross	Signed to futures contract	Aug. 5	P	Sterling Hofrichter	Signed as FA
Jan. 27	WR	DeVonte Dedmon	Signed to futures contract	Aug. 9	TE	Adam Shaheen	Traded (Hou.)
Feb. 17	WR	River Cracraft	Signed as FA	Aug. 11	TE	Adam Shaheen	Trade with Hou. reverted
Feb. 18	DE	Daeshon Hall	Signed as FA	Aug. 15	CB	Mackensie Alexander	Signed as FA
Feb. 18	FB	John Lovett	Signed as FA	Aug. 15	DT	Niles Scott	Signed as FA
Feb. 22	QB	Chris Streveler	Signed as FA	Aug. 15	CB	Trill Williams	Placed on Injured Reserve
March 8	TE	Mike Gesicki	Placed Franchise Tag	Aug. 16	OL	Cole Banwart	Waived
March 8	RB	Salvon Ahmed	Placed Exclusive Rights Tender	Aug. 16	WR	DeVonte Dedmon	Waived
March 8	DB	Elijah Campbell	Placed Exclusive Rights Tender	Aug. 16	DL	Jordan Williams	Waived
March 11	DB	Elijah Campbell	Signed Exclusive Rights Tender	Aug. 16	CB	Tino Ellis	Waived/Injured
March 11	CB	Nik Needham	Placed Second Round Restricted Free Agent Tender	Aug. 16	TE	Adam Shaheen	Placed on Injured Reserve
March 14	TE	Mike Gesicki	Signed Franchise Tag	Aug. 23	P	Sterling Hofrichter	Waived
March 15	WR	Preston Williams	Re-signed	Aug. 23	LB	Deandre Johnson	Waived
March 15	DE	Emmanuel Ogbah	Re-signed	Aug. 23	S	Sheldrick Redwine	Waived
March 15	LB	Duke Riley	Re-signed	Aug. 23	CB	Mackensie Alexander	Placed on Injured Reserve
March 16	LB	Sam Eguavoen	Re-signed	Aug. 23	FB	John Lovett	Placed on Injured Reserve
March 17	FB	Alec Ingold	Signed as FA	Aug. 29	LB	Trey Flowers	Signed as FA
March 17	OL	Connor Williams	Signed as UFA (Dal.)	Aug. 29	RB	Sony Michel	Released
March 17	RB	Chase Edmonds	Signed as UFA (Ari.)	Aug. 29	OL	Adam Pankey	Released
March 17	QB	Teddy Bridgewater	Signed as UFA (Den.)	Aug. 29	WR	Mohamed Sanu Sr.	Released
March 17	WR	Cedrick Wilson Jr.	Signed as UFA (Dal.)	Aug. 29	DB	Quincy Wilson	Released
March 17	DB	Keion Crossen	Signed as UFA (NYG)	Aug. 29	OL	Blaise Andries	Waived
March 17	RB	Raheem Mostert	Signed as UFA (SF)	Aug. 29	DL	Owen Carney Jr.	Waived
March 18	LB	Elandon Roberts	Re-signed	Aug. 29	RB	Gerrid Doaks	Waived
March 18	WR	Trent Sherfield	Signed as UFA (SF)	Aug. 29	CB	Elijah Hamilton	Waived
March 21	S	Sheldrick Redwine	Re-signed	Aug. 29	DT	Niles Scott	Waived
March 22	TE	Durham Smythe	Re-signed	Aug. 29	RB	ZaQuandre White	Waived
March 22	LB	Brennan Scarlett	Re-signed	Aug. 29	LB	Calvin Munson	Placed on Injured Reserve
March 23	WR	Tyreek Hill	Acquired by Miami in trade (KC)	Aug. 29	LB	Darius Hodge	Waived/Injured
March 24	G/T	Jesse Davis	Released	Aug. 29	DB	D'Angelo Ross	Waived/Injured
March 24	WR	Allen Hurns	Released/Failed Physical	Aug. 30	WR	Lynn Bowden Jr.	Waived
March 24	T	Terron Armstead	Signed as UFA (NO)	Aug. 30	OL	Larnel Coleman	Waived
March 24	RB	Salvon Ahmed	Signed Exclusive Rights Tender	Aug. 30	WR	River Cracraft	Waived
April 4	CB	Nik Needham	Signed Restricted Free Agent Tender	Aug. 30	OL	Kellen Diesch	Waived
April 5	WR	DeVante Parker	Traded (NE)	Aug. 30	LB	Cameron Goode	Waived
April 6	CB	Xavier Howard	Signed Contract Extension	Aug. 30	LB	Porter Gustin	Waived
April 7	DT	John Jenkins	Re-signed	Aug. 30	DT	Benito Jones	Waived
April 8	P	Thomas Mostert	Signed as UFA (Atl.)	Aug. 30	OL	Solomon Kindley	Waived
April 19	DT	Benito Jones	Re-signed	Aug. 30	S	Verone McKinley III	Waived
April 28	DT	Christian Wilkins	Team exercises fifth-year option	Aug. 30	WR	Braylon Sanders	Waived
April 29	LB	Channing Tindall	Selected in NFL Draft – D3, '22	Aug. 30	DT	Ben Stille	Waived
April 30	WR	Erik Ezukanma	Selected in NFL Draft – D4, '22	Aug. 30	WR	Preston Williams	Waived
April 30	LB	Cameron Goode	Selected in NFL Draft – D7a, '22	Aug. 30	CB	Byron Jones	Placed on the Reserve/Physically Unable to Perform List
April 30	QB	Skyлар Thompson	Selected in NFL Draft – D7b, '22	Aug. 30	LB	Brennan Scarlett	Placed on Injured Reserve
May 10	RB	Sony Michel	Signed as FA	Sept. 1	CB	Justin Bethel	Signed as FA
May 13	LB	Cameron Goode	Signed (D7a, '22)	Sept. 1	S	Clayton Fejedelem	Placed on Injured Reserve
May 13	QB	Skyлар Thompson	Signed (D7b, '22)	Sept. 1	CB	Kalon Barnes	Signed to practice squad
May 13	OL	Blaise Andries	Signed as undrafted college FA	Sept. 1	T	Larnel Coleman	Signed to practice squad
May 13	DL	Owen Carney Jr.	Signed as undrafted college FA	Sept. 1	WR	River Cracraft	Signed to practice squad
May 13	OL	Ty Clary	Signed as undrafted college FA	Sept. 1	OL	James Empey	Signed to practice squad
May 13	TE	Tanner Conner	Signed as undrafted college FA	Sept. 1	LB	Cameron Goode	Signed to practice squad
May 13	OL	Kellen Diesch	Signed as undrafted college FA	Sept. 1	LB	Porter Gustin	Signed to practice squad
May 13	CB	Elijah Hamilton	Signed as undrafted college FA	Sept. 1	S	Verone McKinley III	Signed to practice squad
May 13	P	Tommy Heatherly	Signed as undrafted college FA	Sept. 1	WR	Braylon Sanders	Signed to practice squad
May 13	LB	Deandre Johnson	Signed as undrafted college FA	Sept. 1	DT	Niles Scott	Signed to practice squad
May 13	CB	Kader Kohou	Signed as undrafted college FA	Sept. 1	DL	Ben Stille	Signed to practice squad
May 13	S	Verone McKinley III	Signed as undrafted college FA	Sept. 1	RB	ZaQuandre White	Signed to practice squad
May 13	WR	Braylon Sanders	Signed as undrafted college FA	Sept. 2	WR	Freddie Swain	Signed to practice squad
May 13	DL	Ben Stille	Signed as undrafted college FA	Sept. 6	DT	Niles Scott	Released from practice squad
May 13	RB	ZaQuandre White	Signed as undrafted college FA	Sept. 6	DT	Josiah Bronson	Signed to practice squad
May 13	DL	Jordan Williams	Signed as undrafted college FA	Sept. 6	DE	Big Kat Bryant	Signed to practice squad
May 14	OL	Ty Clary	Waived/Failed Physical	Sept. 6	DT	Christopher Hinton	Signed to practice squad
May 14	OL	Cole Banwart	Signed as FA	Sept. 6	T	Kion Smith	Signed to practice squad
May 18	LB	Melvin Ingram	Signed as UFA (KC)	Sept. 6	CB	Chris Steele	Signed to practice squad
May 18	QB	Chris Streveler	Waived	Sept. 10	WR	River Cracraft	Elevated to active roster
May 25	LB	Channing Tindall	Signed (D3, '22)	Sept. 10	S	Verone McKinley III	Elevated to active roster
June 8	CB	Javaris Davis	Waived	Sept. 16	OL	Austin Jackson	Placed on Injured Reserve
June 8	DE	Daeshon Hall	Released	Sept. 17	T	Larnel Coleman	Elevated to active roster
June 8	LB	Porter Gustin	Signed as FA	Sept. 17	WR	River Cracraft	Elevated to active roster
June 10	WR	Erik Ezukanma	Signed (D4, '22)	Sept. 19	DT	Christopher Hinton	Released from practice squad
July 22	CB	Byron Jones	Placed on Active/Physically Unable to Perform List	Sept. 19	OL	Brandon Shell	Signed to practice squad
July 22	DB	Elijah Campbell	Placed on Active/Non-Football Injury List				



2022 MIAMI DOLPHINS NUMERICAL ROSTER

*as of Sept. 19, 2022

NO.	NAME	POS.	HT.	WT.	BIRTHDATE	EXP.	COLLEGE	HOMETOWN	HOW ACQ.
1	Tua Tagovailoa	QB	6-1	217	3/2/98	3	Alabama '20	Ewa Beach, Hawaii	D1a, '20
2	Chase Edmonds	RB	5-9	201	4/13/96	5	Fordham '18	Harrisburg, Pa.	UFA, '22 (Ari.)
3	Myles Gaskin	RB	5-10	194	2/15/97	4	Washington '19	Lynnwood, Wash.	D7b, '19
4	Thomas Morstead	P	6-4	225	3/8/86	14	SMU '09	Pearland, Texas	UFA, '22 (Atl.)
5	Teddy Bridgewater	QB	6-2	212	11/10/92	9	Louisville '14	Miami, Fla.	UFA, '22 (Den.)
6	Melvin Ingram	LB	6-2	250	4/28/89	11	South Carolina '12	Hamlet, N.C.	UFA, '22 (KC)
7	Jason Sanders	K	5-11	190	11/16/95	5	New Mexico '18	Orange, Calif.	D7b, '18
8	Jevon Holland	S	6-1	210	3/3/00	2	Oregon '21	Coquitlam, Canada	D4b, '21
9	Noah Igbingehene	CB	5-11	197	11/27/99	3	Auburn '20	Trussville, Ala.	D1c, '20
10	Tyreek Hill	WR	5-10	191	3/1/94	7	West Alabama '16	Douglas, Ga.	T, '22 (KC)
11	Cedrick Wilson Jr.	WR	6-2	197	11/20/95	5	Boise State '18	Memphis, Tenn.	UFA, '22 (Dal.)
12	Trent Sherfield	WR	6-1	206	2/26/96	5	Vanderbilt '18	Danville, Ill.	UFA, '22 (SF)
15	Jaelan Phillips	LB	6-5	263	5/28/99	2	Miami (FL) '21	Redlands, Calif.	D1b, '21
17	Jaylen Waddle	WR	5-10	182	11/25/98	2	Alabama '21	Houston, Texas	D7a, '21
18	Erik Ezukanma	WR	6-2	206	1/25/00	R	Texas Tech '22	Fort Worth, Texas	D4, '22
19	Skylar Thompson	QB	6-2	219	6/4/97	R	Kansas State '22	Independence, Mo.	D7b, '22
20	Justin Bethel	CB	6-0	200	6/17/90	11	Presbyterian '12	Blythewood, S.C.	FA, '22
21	Eric Rowe	S	6-1	210	10/3/92	8	Utah '15	Spring, Texas	UFA, '19 (NE)
22	Elijah Campbell	DB	5-11	195	8/24/95	3	Northern Iowa '18	St. Paul, Minn.	Wai., '21 (NYJ)
25	Xavier Howard	CB	6-1	203	7/4/93	7	Baylor '16	Houston, Texas	D2, '16
26	Salvon Ahmed	RB	5-11	197	12/30/98	3	Washington '20	Kirkland, Wash.	Wai., '20 (SF)
27	Blake Crossen	DB	5-11	176	4/14/99	5	Western Carolina '18	Garysburg, N.C.	UFA, '22 (NYG)
28	Kader Kohou	CB	5-10	199	11/28/98	R	TAMU Commerce '22	Abricjan, Iowa Coast	FA, '22
29	Brandon Jones	S	6-1	191	4/2/98	3	Texas '20	Nacogdoches, Texas	D3, '20
30	Alec Ingold	FB	6-1	235	7/9/96	4	Wisconsin '19	Green Bay, Wis.	FA, '22
31	Raheem Mostert	RB	5-10	205	4/9/92	8	Purdue '15	New Smyrna Beach, Fla.	UFA, '22 (SF)
40	Nik Needham	CB	6-1	196	11/4/96	4	UTEP '19	Buena Park, Calif.	FA, '19
41	Channing Tindall	LB	6-2	322	3/28/00	R	Georgia '22	Columbia, S.C.	D3, '22
43	Andrew Van Ginkel	LB	6-4	242	7/1/95	4	Wisconsin '19	Rock Valley, Iowa	D5, '19
44	Blake Ferguson	LS	6-3	240	4/21/97	3	LSU '20	Smyrna, Ga.	D6, '20
45	Duke Riley	LB	6-1	227	8/9/94	6	LSU '17	Buras, La.	UFA, '21 (Phi.)
49	Sam Eguavoen	LB	6-1	236	2/22/93	4	Texas Tech '15	Garland, Texas	FA, '19
52	Elandon Roberts	LB	6-1	238	4/22/94	7	Houston '16	Port Arthur, Texas	UFA, '20 (NE)
55	Jerome Baker	LB	6-2	225	12/25/96	5	Ohio State '18	Cleveland, Ohio	D3, '18
58	Connor Williams	OL	6-5	317	5/12/97	5	Texas '18	Coppell, Texas	UFA, '22 (Dal.)
63	Michael Deiter	OL	6-6	315	9/3/96	4	Wisconsin '19	Curtice, Ohio	D3, '19
65	Robert Jones	OL	6-4	334	1/28/99	2	Middle Tennessee St. '21	Chicago, Ill.	FA, '21
68	Robert Hunt	OL	6-4	335	8/25/96	3	Louisiana-Lafayette '20	Burkeville, Texas	D2a, '20
72	Terron Armstead	T	6-5	305	7/23/91	10	Arkansas Pine-Bluff '13	Cahokia, Ill.	UFA, '22 (NO)
74	Liam Eichenberg	OL	6-6	306	1/19/98	2	Notre Dame '21	Cleveland, Ohio	D2b, '21
75	Greg Little	T	6-5	322	11/4/97	4	Mississippi '19	Allen, Texas	T, '21 (Car.)
77	John Jenkins	DT	6-3	340	7/11/89	10	Georgia '13	Meriden, Conn.	UFA, '21 (Chi.)
80	Tanner Conner	TE	6-3	232	3/20/98	R	Idaho State '22	Kent, Wash.	FA, '22
81	Durham Smythe	TE	6-6	246	8/9/95	5	Notre Dame '18	Belton, Texas	D4a, '18
82	Cethan Carter	TE	6-3	243	9/9/95	5	Nebraska '17	New Orleans, La.	UFA, '21 (Cin.)
84	Hunter Long	TE	6-5	254	8/19/98	2	Boston College '21	Exeter, N.H.	D3, '21
88	Mike Gesicki	TE	6-6	250	10/3/95	5	Penn State '18	Manahawkin, N.J.	D2, '18
91	Emmanuel Ogbah	DE	6-4	278	11/6/93	7	Oklahoma State '16	Houston, Texas	UFA, '20 (KC)
92	Zach Sieler	DT	6-6	305	9/7/95	5	Ferris State '18	Pinckney, Mich.	Wai., '19 (Bal.)
93	Trey Flowers	LB	6-2	265	8/16/93	8	Arkansas '15	Huntsville, Ala.	FA, '22
94	Christian Wilkins	DT	6-4	310	12/20/95	4	Clemson '19	Springfield, Mass.	D1, '19
98	Raekwon Davis	DT	6-7	335	6/10/97	3	Alabama '20	Meridian, Miss.	D2b, '20
RESERVE/PHYSICALLY UNABLE TO PERFORM									
24	Byron Jones	CB	6-1	194	9/26/92	8	Connecticut '15	New Britain, Conn.	UFA, '20 (Dal.)
RESERVE/INJURED									
6	Trill Williams	CB	6-1	202	12/29/99	2	Syracuse '21	Yonkers, N.Y.	Wai., '21 (NO)
42	Clayton Fejedelem	S	6-1	202	6/2/93	7	Illinois '16	Lemont, Ill.	UFA, '20 (Cin.)
46	John Lovett	FB	6-2	236	4/25/96	2	Princeton '19	Wantagh, N.Y.	FA, '22
50	Calvin Munson	LB	6-1	235	12/27/94	4	San Diego State '17	St. Charles, Mo.	Wai., '21 (NE)
73	Austin Jackson	OL	6-5	320	8/11/99	3	USC '20	Phoenix, Ariz.	D1b, '20
80	Adam Shaheen	TE	6-7	248	10/24/94	6	Ashland '17	Sanbury, Ohio	T, '20 (Chi.)
PRACTICE SQUAD									
32	Verone McKinley III	S	5-10	195	6/29/99	R	Oregon '22	Carrollton, Texas	FA, '22
35	Kalon Barnes	CB	6-0	186	12/16/98	R	Baylor '22	Silsbee, Texas	FA, '22
36	Chris Steele	CB	6-1	190	9/27/00	R	USC '22	Beellflower, Calif.	FA, '22
47	ZaQuandre White	RB	6-1	215	12/21/98	R	South Carolina '22	Cape Coral, Fla.	FA, '22
53	Cameron Goode	LB	6-3	238	4/15/98	R	California '22	Spring, Texas	D7a, '22
56	Big Kat Bryant	DE	6-4	260	1/4/99	R	UCF '22	Cordele, Ga.	FA, '22
62	James Empey	OL	6-3	297	10/27/96	R	BYU '22	American Fork, Utah	FA, '22
71	Brandon Shell	OL	6-5	324	2/6/92	7	South Carolina '16	Goose Creek, S.C.	FA, '22
76	Kion Smith	T	6-5	311	10/7/98	1	Fayetteville St. '21	Lumberton, N.C.	FA, '21
79	Larnel Coleman	T	6-6	307	6/22/98	2	Massachusetts '21	Malden, Mass.	D7a, '21
83	Freddie Swain	WR	6-0	197	8/4/98	3	Florida '20	Ocala, Fla.	FA, '22
85	River Cracraft	WR	6-0	198	11/1/94	4	Washington St. '17	Rancho Santa Margarita, Calif.	FA, '22
86	Braylon Sanders	WR	6-1	194	1/21/99	R	Mississippi '22	Hogansville, Ga.	FA, '22
90	Ben Stille	DE	6-4	296	11/12/97	R	Nebraska '22	Ashland, Neb.	FA, '22
95	Josiah Bronson	DT	6-3	300	7/3/97	2	Washington '21	Kent, Wash.	FA, '22
96	Porter Gustin	LB	6-5	257	2/8/97	4	USC '19	Elk Ridge, Utah	FA, '22



2022 MIAMI DOLPHINS ALPHABETICAL ROSTER

*as of Sept. 19, 2022

NO.	NAME	POS.	HT.	WT.	BIRTHDATE	EXP.	COLLEGE	HOMETOWN	HOW ACQ.
26	Ahmed, Salvon	RB	5-11	197	12/30/98	3	Washington '20	Kirkland, Wash.	Wai., '20 (SF)
72	Armstead, Terron	T	6-5	305	7/23/91	10	Arkansas Pine-Bluff '13	Cahokia, Ill.	UFA, '22 (NO)
55	Baker, Jerome	LB	6-2	225	12/25/96	5	Ohio State '18	Cleveland, Ohio	D3, '18
20	Bethel, Justin	CB	6-0	200	6/17/90	11	Presbyterian '12	Blythewood, S.C.	FA, '22
5	Bridgewater, Teddy	QB	6-2	212	11/10/92	9	Louisville '14	Miami, Fla.	UFA, '22 (Den.)
22	Campbell, Elijah	DB	5-11	195	8/24/95	3	Northern Iowa '18	St. Paul, Minn.	Wai., '21 (NYJ)
82	Carter, Cethan	TE	6-3	243	9/5/95	6	Nebraska '17	New Orleans, La.	UFA, '21 (Cin.)
80	Conner, Tanner	TE	6-3	232	3/20/98	R	Idaho State '22	Kent, Wash.	FA, '22
27	Crossen, Keion	DB	5-10	176	4/17/96	5	Western Carolina '18	Garysburg, N.C.	UFA, '22 (NYG)
98	Davis, Raekwon	DT	6-7	335	6/10/97	3	Alabama '20	Meridian, Miss.	D2b, '20
63	Deiter, Michael	OL	6-6	315	9/3/96	4	Wisconsin '19	Curtice, Ohio	D3, '19
2	Edmonds, Chase	RB	5-9	201	4/13/96	5	Fordham '18	Harrisburg, Pa.	UFA, '22 (Ari.)
49	Eguavoen, Sam	LB	6-1	236	2/22/93	4	Texas Tech '15	Garland, Texas	FA, '19
74	Eichenberg, Liam	OL	6-6	306	1/19/98	2	Notre Dame '21	Cleveland, Ohio	D2b, '21
18	Ezukanma, Erik	WR	6-2	206	1/25/00	R	Texas Tech '22	Fort Worth, Texas	D4, '22
44	Ferguson, Blake	LS	6-3	240	4/21/97	3	LSU '20	Smyrna, Ga.	D6, '20
93	Flowers, Trey	LB	6-2	265	8/16/93	8	Arkansas '15	Huntsville, Ala.	FA, '22
3	Gaskin, Myles	RB	5-10	194	2/15/97	4	Washington '19	Lynnwood, Wash.	D7b, '19
88	Gesicki, Mike	TE	6-6	250	10/3/95	5	Penn State '18	Manahawkin, N.J.	D2, '18
10	Hill, Tyreek	WR	5-10	191	3/1/94	7	West Alabama '16	Douglas, Ga.	T, '22 (KC)
8	Holland, Jevon	S	6-1	210	3/3/00	2	Oregon '21	Cocquittam, Canada	D2a, '21
25	Howard, Jevien	CB	6-1	203	6/1/99	7	Baylor '16	Houston, Texas	D3b, '16
68	Justin, Robert	OL	6-6	335	8/25/96	3	Louisiana-Lafayette '20	Burkeville, Texas	D2b, '20
9	Igbingohene, Noah	CB	5-11	197	11/27/99	3	Auburn '20	Trussville, Ala.	D1c, '20
30	Ingold, Alec	FB	6-1	235	7/9/96	4	Wisconsin '19	Green Bay, Wis.	FA, '22
6	Ingram, Melvin	LB	6-2	250	4/26/89	11	South Carolina '12	Hamlet, N.C.	UFA, '22 (KC)
77	Jenkins, John	DT	6-3	340	7/11/89	10	Georgia '13	Meriden, Conn.	UFA, '21 (Chi.)
29	Jones, Brandon	S	6-1	191	4/2/98	3	Texas '20	Nacogdoches, Texas	D3, '20
65	Jones, Robert	OL	6-4	334	1/28/99	2	Middle Tennessee St. '21	Chicago, Ill.	FA, '21
28	Kohou, Kader	CB	5-10	195	11/28/98	6	TAMU-Commerce '22	Abidjan, Ivory Coast	FA, '22
75	Little, Greg	T	6-5	322	11/4/97	4	Mississippi '19	Allen, Texas	T, '21 (Car.)
84	Long, Hunter	TE	6-5	254	8/19/98	2	Boston College '22	Exeter, N.H.	D3, '21
4	Morstead, Thomas	P	6-4	225	3/8/86	14	SMU '09	Pearland, Texas	UFA, '22 (Atl.)
31	Mostert, Raheem	RB	5-10	205	4/9/92	8	Purdue '15	New Smyrna Beach, Fla.	UFA, '22 (SF)
40	Needham, Nik	CB	6-1	196	11/4/96	4	UTEP '19	Buena Park, Calif.	FA, '19
91	Ogban, Emmanuel	DE	6-4	278	11/6/93	7	Oklahoma State '16	Houston, Texas	UFA, '20 (KC)
15	Phillips, Jaelan	LB	6-5	263	5/1/99	2	Miami (Fl.) '21	D1b, '21	
45	Riley, Duke	LB	6-1	227	8/9/94	6	LSU '17	Buras, La.	UFA, '21 (Phi.)
52	Roberts, Elandon	LB	6-1	238	4/22/94	7	Houston '16	Port Arthur, Texas	UFA, '20 (NE)
21	Rowe, Eric	S	6-1	210	10/3/92	8	Utah '15	Spring, Texas	UFA, '19 (NE)
7	Sanders, Jason	K	5-11	190	11/16/95	5	New Mexico '18	Orange, Calif.	D7b, '18
14	Sherfield, Trent	WR	6-1	206	2/26/96	5	Vanderbilt '18	Danville, Ill.	UFA, '22 (SF)
92	Sieler, Zach	DT	6-6	305	9/7/95	5	Ferris State '18	Pinkney, Mich.	Wai., '19 (Bal.)
81	Smythe, Durham	TE	6-6	246	8/9/95	5	Notre Dame '18	Belton, Texas	D7a, '18
83	Tagovailoa, Tua	QB	6-1	217	3/2/98	3	Alabama '20	Ewa Beach, Hawaii	D2, '20
19	Thompson, Skylar	QB	6-2	219	6/4/97	8	Kansas State '22	Independence, Mo.	D7b, '22
41	Tindall, Channing	LB	6-2	232	3/28/00	R	Georgia '22	Columbia, S.C.	D3, '22
43	Van Ginkel, Andrew	LB	6-4	242	7/1/95	4	Wisconsin '19	Rock Valley, Iowa	D5, '19
17	Waddle, Jaylen	WR	5-10	182	11/25/98	2	Alabama '21	Houston, Texas	D1a, '21
94	Wilkins, Christian	DT	6-4	310	12/20/95	4	Clemson '19	Springfield, Mass.	D1, '19
58	Williams, Connor	OL	6-5	317	5/12/97	5	Texas '18	Coppell, Texas	UFA, '22 (Dal.)
11	Wilson Jr., Cedrick	WR	6-2	197	11/2/95	5	Boise State '18	Memphis, Tenn.	UFA, '22 (Dal.)
RESERVE/PHYSICALLY UNABLE TO PERFORM									
24	Jones, Byron	CB	6-1	194	9/26/92	8	Connecticut '15	New Britain, Conn.	UFA, '20 (Dal.)
RESERVE/INJURED									
42	Fejedelem, Clayton	S	6-1	202	6/2/93	7	Illinois '16	Lemont, Ill.	D1b, '20 (Cin.)
73	Jackson, Austin	OL	6-5	320	8/11/99	3	USC '20	Phoenix, Ariz.	UFA, '20
46	Lovett, John	FB	6-2	236	4/25/96	2	Princeton '19	Wantagh, N.Y.	FA, '22
50	Munson, Calvin	LB	6-1	235	12/27/94	4	San Diego State '17	St. Charles, Mo.	Wai., '21 (NE)
80	Shaheen, Adam	TE	6-7	248	10/24/94	6	Ashland '17	Sanbury, Ohio	T, '20 (Chi.)
6	Williams, Trill	CB	6-1	202	12/29/99	2	Syracuse '21	Yonkers, N.Y.	Wai., '21 (NO)
PRACTICE SQUAD									
35	Barnes, Kalon	CB	6-0	186	12/16/98	R	Baylor '22	Silsbee, Texas	FA, '22
95	Bronson, Josiah	DT	6-3	300	7/3/97	2	Washington '21	Kent, Wash.	FA, '22
56	Bryant, Big Kat	DE	6-4	260	11/4/99	R	UCF '22	Cordele, Ga.	FA, '22
79	Coleman, Larnel	T	6-6	307	6/22/98	2	Massachusetts '21	Malden, Mass.	D7a, '21
85	Cracraft, River	WR	6-0	198	11/1/94	4	Washington St. '17	Rancho Santa Margarita, Calif.	FA, '22
62	Empey, James	OL	6-3	297	10/27/99	R	BYU '22	American Fork, Utah	FA, '22
53	Goode, Jameron	LB	6-3	238	4/13/99	R	California '22	Spring, Texas	FA, '22
96	Gustin, Porter	LB	6-5	257	2/8/97	4	USC '19	Elk Ridge, Utah	FA, '22
32	McKinley III, Verone	S	5-10	195	6/29/99	R	Oregon '22	Carrollton, Texas	FA, '22
86	Sanders, Braylon	WR	6-1	194	1/21/99	R	Mississippi '21	Hogansville, Ga.	FA, '22
71	Shell, Brandon	OL	6-5	324	2/6/92	7	South Carolina '16	Goose Creek, S.C.	FA, '22
76	Smith, Kion	T	6-5	311	10/7/98	1	Fayetteville St. '21	Lumberton, N.C.	FA, '21
6	Steele, Chris	CB	6-1	190	9/27/00	R	USC '22	Bellflower, Calif.	FA, '22
90	Stille, Ben	LB	6-3	286	4/13/97	R	Nebraska '22	Ashland, Neb.	FA, '22
83	Swain, Freddie	WR	6-0	197	8/4/98	3	Florida '20	Ocala, Fla.	FA, '22
47	White, ZaQuandre	RB	6-1	215	12/21/98	R	South Carolina '22	Cape Coral, Fla.	FA, '22



2022 MIAMI DOLPHINS POSITIONAL ROSTER

*as of Sept. 19, 2022

OFFENSE (25)

QUARTERBACKS (3)

NO	NAME	POS	HT	WT	EXP	COLLEGE
1	Tagovailoa, Tua	QB	6-1	217	3	Alabama '20
5	Bridgewater, Teddy	QB	6-2	212	9	Louisville '14
19	Thompson, Skylar	QB	6-2	219	R	Kansas State '22

RUNNING BACKS (5)

NO	NAME	POS	HT	WT	EXP	COLLEGE
2	Edmonds, Chase	RB	5-9	201	5	Fordham '18
3	Gaskin, Myles	RB	5-10	194	4	Washington '19
26	Ahmed, Salvon	RB	5-11	197	3	Washington '20
30	Ingold, Alec	FB	6-1	235	4	Wisconsin '19
31	Mostert, Raheem	RB	5-10	205	8	Purdue '15

WIDE RECEIVERS (5)

NO	NAME	POS	HT	WT	EXP	COLLEGE
10	Hill, Tyreek	WR	5-10	191	7	West Alabama '16
11	Wilson Jr., Cedrick	WR	6-2	197	5	Boise State '18
14	Sherfield, Trent	WR	6-1	206	5	Vanderbilt '18
17	Waddle, Jaylen	WR	5-10	182	2	Alabama '21
18	Ezukanma, Erik	WR	6-2	206	R	Texas Tech '22

TIGHT ENDS (5)

NO	NAME	POS	HT	WT	EXP	COLLEGE
80	Conner, Tanner	TE	6-3	232	R	Idaho State '22
81	Smythe, Durham	TE	6-6	246	5	Notre Dame '18
82	Carter, Cethan	TE	6-3	243	6	Nebraska '17
84	Long, Hunter	TE	6-5	254	2	Boston College '21
88	Gesicki, Mike	TE	6-6	250	5	Penn State '18

OFFENSIVE LINEMEN (7)

NO	NAME	POS	HT	WT	EXP	COLLEGE
58	Williams, Connor	OL	6-5	317	5	Texas '18
63	Deiter, Michael	OL	6-6	315	4	Wisconsin '19
65	Jones, Robert	OL	6-4	334	2	Middle Tenn. St. '21
68	Hunt, Robert	OL	6-6	335	3	Louisiana-Lafayette '20
72	Armstead, Terron	T	6-5	305	10	Arkansas Pine-Bluff '13
74	Eichenberg, Liam	OL	6-6	306	2	Notre Dame '21
75	Little, Greg	T	6-5	322	4	Mississippi '19

PRACTICE SQUAD (16)

NO	NAME	POS	HT	WT	EXP	COLLEGE
32	McKinley III, Verone	S	5-10	195	R	Oregon '22
35	Barnes, Kalon	CB	6-0	186	R	Baylor '22
36	Steele, Chris	CB	6-1	190	R	USC '22
47	White, ZaQuandre	RB	6-1	215	R	South Carolina '22
53	Goode, Cameron	LB	6-3	238	R	California '22
56	Bryant, Big Kat	DE	6-4	260	R	UCF '22
62	Empey, James	OL	6-3	297	R	BYU '22
71	Shell, Brandon	OL	6-5	324	7	South Carolina '16
76	Smith, Kion	T	6-5	311	1	Fayetteville St. '21
79	Coleman, Larnel	T	6-6	307	2	Massachusetts '21
83	Swain, Freddie	WR	6-0	197	3	Florida '20
85	Cracraft, River	WR	6-0	198	4	Washington St. '17
86	Sanders, Braylon	WR	6-1	194	R	Mississippi '22
90	Stille, Ben	DL	6-4	296	R	Nebraska '22
95	Bronson, Josiah	DT	6-3	300	2	Washington '21
96	Gustin, Porter	LB	6-5	257	4	USC '19

DEFENSE (24)

DEFENSIVE LINEMEN (5)

NO	NAME	POS	HT	WT	EXP	COLLEGE
77	Jenkins, John	DT	6-3	340	10	Georgia '13
91	Ogbah, Emmanuel	DE	6-4	278	7	Oklahoma State '15
92	Steler, Zach	DT	6-6	305	5	Ferris State '18
94	Wilkins, Christian	DT	6-4	310	4	Clemson '19
98	Davis, Raekwon	DT	6-7	335	3	Alabama '20

LINEBACKERS (9)

NO	NAME	POS	HT	WT	EXP	COLLEGE
6	Ingram, Melvin	LB	6-2	250	11	South Carolina '12
15	Phillips, Jaelan	LB	6-5	263	2	Miami (FL) '21
41	Tindall, Channing	LB	6-2	232	R	Georgia '22
43	Van Ginkel, Andrew	LB	6-4	242	4	Wisconsin '19
45	Riley, Duke	LB	6-1	227	6	LSU '17
49	Eguavoen, Sam	LB	6-1	236	4	Texas Tech '15
52	Roberts, Elandon	LB	6-1	238	7	Houston '16
55	Baker, Jerome	LB	6-2	225	5	Ohio State '18
93	Flowers, Trey	LB	6-2	265	8	Arkansas '15

DEFENSIVE BACKS (10)

NO	NAME	POS	HT	WT	EXP	COLLEGE
8	Holland, Jevon	S	6-1	210	2	Oregon '21
9	Igbigoghene, Noah	CB	5-11	197	3	Auburn '20
20	Bethel, Justin	CB	6-0	200	11	Presbyterian '15
21	Rowe, Eric	S	6-1	210	8	Utah '22
22	Campbell, Elijah	DB	5-11	195	3	Northern Iowa '18
25	Howard, Xavier	CB	6-1	203	7	Baylor '16
27	Crossen, Keion	DB	5-10	176	5	W. Carolina '18
28	Kohou, Kader	CB	5-10	195	R	TAMU-Commerce '22
29	Jones, Brandon	S	6-1	191	3	Texas '20
40	Needham, Nik	CB	6-1	196	4	UTEP '19

SPECIALISTS (3)

NO	NAME	POS	HT	WT	EXP	COLLEGE
4	Morstead, Thomas	P	6-4	225	14	SMU '09
7	Sanders, Jason	K	5-11	190	5	New Mexico '18
44	Ferguson, Blake	LS	6-3	240	3	LSU '20

RESERVE/PHYSICALLY UNABLE TO PERFORM (1)

NO	NAME	POS	HT	WT	EXP	COLLEGE
24	Jones, Byron	CB	6-1	194	8	Connecticut '15

RESERVE/INJURED (6)

NO	NAME	POS	HT	WT	EXP	COLLEGE
6	Williams, Trill	CB	6-1	202	2	Syracuse '21
42	Fejedelem, Clayton	S	6-1	202	7	Illinois '16
46	Lovett, John	FB	6-2	236	2	Princeton '19
50	Munson, Calvin	LB	6-1	235	4	San Diego St. '17
73	Jackson, Austin	OL	6-5	320	3	USC '20
80	Shaheen, Adam	TE	6-7	248	6	Ashland '17



2022 MIAMI DOLPHINS – HOW THEY WERE ACQUIRED

*as of Sept. 19, 2022

	DRAFT (23)	TRADES (2)	WAIVERS (3)	FREE AGENTS (24)
2016	CB Xavien Howard (2)			
2018	TE Mike Gesicki (2) LB Jerome Baker (3) TE Durham Smythe (4a) K Jason Sanders (7b)			
2019	DT Christian Wilkins (1) OL Michael Deiter (3) LB Andrew Van Ginkel (5) RB Myles Gaskin (7b)		DT Zach Sieler (Bal.)	LB Sam Eguavoen CB Nik Needham S Eric Rowe (NE)
2020	QB Tua Tagovailoa (1a) CB Noah Igbinoghene (1c) OL Robert Hunt (2a) DT Raekwon Davis (2b) S Brandon Jones (3) LS Blake Ferguson (6)		RB Salvon Ahmed (SF)	DE Emmanuel Ogbah (KC) LB Elandon Roberts (NE)
2021	WR Jaylen Waddle (1a) DE Jaelan Phillips (1b) S Jevon Holland (2a) OL Liam Eichenberg (2b) TE Hunter Long (3)	T Greg Little (Car.)	DB Elijah Campbell (NYJ)	TE Cethan Carter (Cin.) DT John Jenkins (Chi.) OL Robert Jones LB Duke Riley (Phi.)
2022	LB Channing Tindall (3) WR Erik Ezukanma (4) QB Skylar Thompson (7b)	WR Tyreek Hill (KC)		T Terron Armstead (NO) CB Justin Bethel QB Teddy Bridgewater (Den.) TE Tanner Gonsler DB Keion Crossen (NYG) RB Chase Edmonds (Ari.) LB Trey Flowers FB Alec Ingold LB Melvin Ingram (KC) CB Kader Kohou P Thomas Morstead (Atl.) RB Raheem Mostert (SF) WR Trent Sherfield (SF) OL Connor Williams (Dal.) WR Cedrick Wilson Jr. (Dal.)

PRONUNCIATION GUIDE

PLAYER	PHONETICALLY	PLAYER	PHONETICALLY	COACH	PHONETICALLY
RB Salvon Ahmed	suh-VON OCK-med	CB Xavien Howard	EX-ay-vee-n	Mathieu Araujo	uh-ROO-joh
T Terron Armstead	tuh-RON	CB Noah Igbinoghene	IGG-bin-AWG-guh-nee	Anthony Campanile	CAMP-uh-nee-ee
TE Cethan Carter	SEE-thin	FB Alec Ingold	INN-gold	Lemuel Jeanpierre	leh-mew-ELL zhon-pee-AIR
DT Raekwon Davis	RAY-kwon	CB Kader Kohou	KAY-der KOH-hoo	Derrick LeBlanc	luh-BLON
OL Michael Deiter	DEE-ter	RB Raheem Mostert	MOZE-tert	Dave Puloka	puh-LOH-kuh
LB Sam Eguavoen	eh-gwahv-ON	DE Emmanuel Ogbah	AWG-buh	Aldrick Robinson	AL-drick
OL Liam Eichenberg	IKE-en-burg	LB Jaelan Phillips	JAY-len	Eric Studesville	STOO-des-vill
WR Erik Ezukanma	ez-oo-kah-muh	DT Zach Sieler	SEE-ler	Patrick Surtain	sir-TAN
TE Mike Gesicki	guh-SICK-ee	TE Durham Smythe	sm-eye-th		
S Jevon Holland	juh-VAWN	QB Tua Tagovailoa	TOO-uh TUNG-oh-vai-LOA		



MIAMI DOLPHINS CONTRACT STATUS

*as of Sept. 19, 2022

		CONTRACT STATUS						CONTRACT DETAILS
	NAME	2022	2023	2024	2025	2026	2027	
QB	Bridgewater, Teddy		UFA					Signed 1-year contract as UFA in 2022
	Tagovailoa, Tua			5YO	UFA			Signed 5-year rookie contract in 2020
	Thompson, Skylar					UFA		Signed 4-year rookie contract in 2022
RB	Ahmed, Salvon		RFA					Signed 1-year contract as ERFA in 2022
	Edmonds, Chase			UFA				Signed 2-year contract as UFA in 2022
	Ingold, Alec			UFA				Signed 2-year contract as FA in 2022
	Gaskin, Myles		UFA					Signed 4-year rookie contract in 2019
	Mostert, Raheem		UFA					Signed 1-year contract as UFA in 2022
WR	Ezukanma, Erik					UFA		Signed 4-year rookie contract in 2022
	Hill, Tyreek						UFA	Signed 4-year contract extension in 2022
	Sherfield, Trent		UFA					Signed 1-year contract as UFA in 2022
	Waddle, Jaylen				5YO	UFA		Signed 5-year rookie contract in 2021
	Wilson, Cedrick				UFA			Signed 3-year contract as UFA in 2022
TE	Carter, Cethan			UFA				Signed 3-year contract as UFA in 2021
	Conner, Tanner				RFA			Signed 3-year contract as UDFA in 2022
	Gesicki, Mike		UFA					Signed 1-year Franchise Tag in 2022
	Long, Hunter				UFA			Signed 4-year rookie contract in 2021
	Smythe, Durham			UFA				Signed 2-year contract as UFA in 2022
OL	Armstead, Terron						UFA	Signed 5-year contract as UFA in 2022
	Deiter, Michael		UFA					Signed 4-year rookie contract in 2019
	Eichenberg, Liam				UFA			Signed 4-year rookie contract in 2021
	Hunt, Robert			UFA				Signed 4-year rookie contract in 2020
	Little, Greg		UFA					Signed 4-year rookie contract with CAR in 2019
	Jones, Robert			RFA				Signed 3-year contract as UDFA in 2021
	Williams, Connor			UFA	UFA			Signed 2-year contract as UFA in 2022
DL	Davis, Raekwon							Signed 4-year rookie contract in 2020
	Flowers, Trey		UFA					Signed 1-year contract as FA in 2022
	Jenkins, John		UFA					Signed 1-year contract as UFA in 2022
	Ogbah, Emmanuel					UFA		Signed 4-year contract as UFA in 2022
	Sieler, Zach			UFA				Signed 3-year contract extension in 2020
LB	Wilkins, Christian			UFA				Signed 5-year rookie contract in 2019
	Baker, Jerome				UFA			Signed 3-year contract extension in 2021
	Eguavoen, Sam		UFA					Signed 1-year contract as FA in 2022
	Ingram, Melvin		UFA					Signed 1-year contract as UFA in 2022
	Phillips, Jaelan				5YO	UFA		Signed 5-year rookie contract in 2021
	Riley, Duke		UFA					Signed 1-year contract as UFA in 2022
	Roberts, Elandon		UFA					Signed 1-year contract as UFA in 2022
	Tindall, Channing						UFA	Signed 4-year rookie contract in 2022
DB	Van Ginkel, Andrew		UFA					Signed 4-year rookie contract in 2019
	Bethel, Justin		UFA					Signed 1-year contract as FA in 2022
	Campbell, Elijah		ERFA					Signed 1-year contract as ERFA in 2022
	Holland, Jevon					UFA		Signed 4-year rookie contract in 2021
	Howard, Xavien						UFA	Signed 2-year contract extension in 2022
	Igbinghene, Noah			5YO	UFA			Signed 5-year rookie contract in 2020
	Jones, Brandon			UFA				Signed 4-year rookie contract in 2020
	Kohou, Kader				RFA			Signed 3-year contract as UDFA in 2022
	Crossen, Keion				UFA			Signed 3-year contract as UFA in 2022
	Needham, Nik		UFA					Signed 1-year contract as RFA in 2022
ST	Rowe, Eric		UFA					Signed 3-year contract extension in 2019
	Ferguson, Blake			UFA				Signed 4-year rookie contract in 2020
	Morstead, Thomas		UFA					Signed 1-year contract as UFA in 2022
	Sanders, Jason						UFA	Signed 5-year contract extension in 2021



SUPPLEMENTAL STATS



2022 STATISTICS

REGULAR SEASON RESULTS (2-0)

DATE	OPPONENT	SCORE	W/L	ATTENDANCE
Sept. 11	NEW ENGLAND	20-7	W	65,786
Sept. 18	at Baltimore	42-38	W	70,582
Sept. 25	BUFFALO			
Sept. 29	at Cincinnati			
Oct. 9	at N.Y. Jets			
Oct. 16	MINNESOTA			
Oct. 23	PITTSBURGH			
Oct. 30	at Detroit			
Nov. 6	at Chicago			
Nov. 13	CLEVELAND			
Nov. 27	HOUSTON			
Dec. 6	at San Francisco			
Dec. 11	at L.A. Chargers			
Dec. 17/18	at Buffalo			
Dec. 25	GREEN BAY			
Jan. 1	at New England			
Jan. 7/8	N.Y. JETS			

TEAM STATISTICS

	DOLPHINS	OPPONENTS				
TOTAL FIRST DOWNS	45	40				
Rushing	8	11				
Passing	35	23				
Penalty	2	6				
3rd Down: Made/Att	13/25	7/19				
3rd Down Pct.	52.0%	36.8%				
4th Down: Made/Att	3/3	1/4				
4th Down Pct.	100.0%	25.0%				
POSSESSION AVG.	33:39	26:22				
TOTAL NET YARDS	854	744				
Avg. Per Game	427.0	372.0				
Total Plays	128	108				
Avg. Per Play	6.7	6.9				
NET YARDS RUSHING	151	233				
Avg. Per Game	75.5	116.5				
Total Rushes	41	47				
NET YARDS PASSING	703	511				
Avg. Per Game	351.5	255.5				
Sacked/Yards Lost	4/36	2/20				
Gross Yards	739	531				
Attempts/Completions	83/59	59/42				
Completion Pct.	71.1%	71.2%				
Had Intercepted	2	1				
PUNTS/AVERAGE	6/44.2	5/39.8				
NET PUNTING AVG.	41.3	38.2				
PENALTIES/YARDS	12/71	4/20				
FUMBLES/BALL LOST	2/0	3/2				
TOUCHDOWNS	8	6				
Rushing	0	1				
Passing	7	4				
Returns	1	1				
SCORE BY QUARTERS	Q1	Q2	Q3	Q4	OT	TOTAL
Dolphins	3	21	10	28	0	62
Opponents	7	21	14	3	0	45



2022 STATISTICS

PASSING

	ATT	CMP	YDS	CMP%	YDS/ATT	TD	TD%	INT	INT%	LONG	SACK	LOST	RATING
T. Tagovailoa	83	59	739	71.1%	8.9	7	8.4%	2	2.4%	60t	4/	36	116.5
DOLPHINS	83	59	739	71.1%	8.9	7	8.4%	2	2.4%	60t	4/	36	116.5
OPPONENTS	59	42	531	71.2%	9.0	4	6.8%	1	1.7%	75t	2/	20	114.4

RUSHING

	NO.	YDS.	AVG.	LG	TD
R. Mostert	16	67	4.2	11	0
C. Edmonds	17	58	3.4	28	0
C. Wilson Jr.	1	8	8.0	8	0
J. Waddle	1	8	8.0	8	0
T. Hill	1	6	6.0	6	0
A. Ingold	2	3	1.5	2	0
T. Tagovailoa	3	1	0.3	1	0
DOLPHINS	41	151	3.7	28	0
OPPONENTS	47	233	5.0	79t	1

RECEIVING

	NO.	YDS.	AVG.	LG	TD
T. Hill	19	284	14.9	60t	2
J. Waddle	15	240	16.0	59	3
C. Edmonds	5	48	9.6	15	0
M. Gesicki	5	42	8.4	14t	1
R. Mostert	4	44	11.0	16	0
A. Ingold	3	23	7.7	13	0
T. Sherfield	3	17	5.7	12	0
C. Wilson Jr.	2	20	10.0	12	0
D. Smythe	2	19	9.5	14	0
R. Cracraft	1	2	2.0	2t	1
DOLPHINS	59	739	12.5	60t	7
OPPONENTS	42	531	12.6	75t	4

INTERCEPTIONS

	NO.	YDS.	AVG.	LG	TD
J. Holland	1	31	31	31	0
DOLPHINS	1	31	31	31	0
OPPONENTS	2	0	0.0	0	0

PUNTING

	NO.	YDS.	AVG.	NET	TB	IN 20	LG	BLK
T. Morstead	6	265	44.2	41.3	0	3	58	0
DOLPHINS	6	265	44.2	41.3	0	3	58	0
OPPONENTS	5	199	39.8	38.2	0	3	48	0

PUNT RETURNS

	RET.	FC	YDS.	AVG.	LG	TD
J. Holland	1	2	8	8.0	8	0
DOLPHINS	1	2	8	8.0	8	0
OPPONENTS	3	1	17	5.7	12	0

KICKOFF RETURNS

	NO.	YDS.	AVG.	LG	TD
D.Smythe	1	18	18.0	18	0
R.Mostert	1	16	16.0	16	0
A.Ingold	1	12	12.0	12	0
DOLPHINS	3	46	15.3	18	0
OPPONENTS	2	131	65.5	103t	1



2022 STATISTICS

FIELD GOALS

	1-19	20-29	30-39	40-49	50+
J. Sanders	0/0	0/0	0/0	2/2	0/0
DOLPHINS	0/0	0/0	0/0	2/2	0/0
OPPONENTS	0/0	0/0	0/0	0/0	1/1

SCORING

	TOTAL	TDR	TDP	TDRT	PAT	FG	2-PT	PTS
J. Waddle	3	0	3	0	0/0	0/0	0	18
J. Sanders	0	0	0	0	8/8	2/2	0	14
T. Hill	2	0	2	0	0/0	0/0	0	12
R. Cracraft	1	0	1	0	0/0	0/0	0	6
M. Gesicki	1	0	1	0	0/0	0/0	0	6
M. Ingram	1	0	0	1	0/0	0/0	0	6
DOLPHINS	8	0	7	1	8/8	2/2	0	62
OPPONENTS	6	1	4	1	6/6	1/1	0	45

TWO-POINT CONVERSIONS

None

DOLPHINS: 0/0, OPPONENTS: 0/0

SACKS

Br. Jones 1.0, E. Ogbah 1.0

DOLPHINS: 2.0, OPPONENTS: 4.0

DEFENSE

PLAYER	SOLO	ASST	TOT	SACKS	YDS	TFL	QBH	INT	PD	FF	FR
Br. Jones	8	7	15	1	13	-	1	-	1	1	-
C. Wilkins	9	4	13	-	-	3	-	-	-	-	-
E. Roberts	5	4	9	-	-	1	-	-	-	-	-
D. Riley	5	2	7	-	-	-	-	-	1	-	-
J. Baker	4	3	7	-	-	-	-	-	-	-	-
R. Davis	0	7	7	-	-	-	-	-	-	-	-
E. Rowe	6	0	6	-	-	-	-	-	-	-	-
N. Needham	5	1	6	-	-	-	-	-	-	-	-
E. Ogbah	4	2	6	1	7	1	2	-	-	-	-
X. Howard	4	2	6	-	-	-	-	-	2	-	-
J. Holland	5	0	5	-	-	-	-	1	1	-	-
K. Kohou	5	0	5	-	-	1	-	-	1	1	-
Z. Sieler	2	3	5	-	-	-	-	-	1	-	-
M. Ingram	3	1	4	-	-	2	-	-	1	-	1
S. Eguavoen	2	1	3	-	-	-	-	-	-	-	-
J. Phillips	1	1	2	-	-	-	-	-	-	-	1
K. Crossen	1	1	2	-	-	-	-	-	-	-	-
E. Campbell	1	1	2	-	-	-	-	-	-	-	-
T. Flowers	0	1	1	-	-	-	-	-	-	-	-
J. Jenkins	0	1	1	-	-	-	-	-	-	-	-

NOTE: Special teams and miscellaneous tackles not included above.

MISCELLANEOUS TACKLES: None.

MISCELLANEOUS FUMBLE RECOVERIES: Williams 1.

SACKS: Br. Jones (1.0) - 1.0 vs. New England (9/11)

E. Ogbah (1.0) - 1.0 vs. New England (9/11)

SPECIAL TEAMS

	SOLO	ASST	TOTAL	FF	FR	BFG	BPAT	BPNT
A. Van Ginkel	1	1	1	-	-	-	-	-
D. Riley	1	-	1	-	-	-	-	-
J. Bethel	1	-	1	-	-	-	-	-
K. Crossen	-	1	1	-	-	-	-	-



2022 STATISTICS

STATISTICAL BESTS

DOLPHINS – INDIVIDUAL

RUSHING

Attempts	12	Chase Edmonds vs. New England, 9/11
Yards	51	Raheem Mostert at Baltimore, 9/18
Touchdowns	-	Has not happened yet
Yards by Quarterback	1	Tua Tagovailoa at Baltimore, 9/18
Longest Run from Scrimmage	28	Chase Edmonds at Baltimore, 9/18
Longest Run from Scrimmage for TD	-	Has not happened yet

PASSING

Attempts	50	Tua Tagovailoa at Baltimore, 9/18
Completions	36	Tua Tagovailoa at Baltimore, 9/18
Yards	469	Tua Tagovailoa at Baltimore, 9/18
Touchdowns	6	Tua Tagovailoa at Baltimore, 9/18
Completion Percentage (min. 20 att.)	72.0	Tua Tagovailoa at Baltimore, 9/18
Longest Completion	60t	Tua Tagovailoa to Tyreek Hill at Baltimore, 9/18
Longest Completion for TD	60t	Tua Tagovailoa to Tyreek Hill at Baltimore, 9/18
Passer Rating (min. 20 att.)	124.1	Tua Tagovailoa at Baltimore, 9/18

RECEIVING

Receptions	11	Tyreek Hill at Baltimore, 9/18 Jaylen Waddle at Baltimore, 9/18
Yards	190	Tyreek Hill at Baltimore, 9/18
Touchdowns	2	Tyreek Hill at Baltimore, 9/18 Jaylen Waddle at Baltimore, 9/18
Longest Reception	60t	Tyreek Hill at Baltimore, 9/18
Longest Reception by Running Back	16	Raheem Mostert vs. New England, 9/11
Yards by Running Back	40	Chase Edmonds vs. New England, 9/11

TOTAL YARDS FROM SCRIMMAGE

190	Tyreek Hill at Baltimore, 9/18
-----	--------------------------------

TACKLES

Total	11	Brandon Jones vs. New England, 9/11
Solo	6	Brandon Jones vs. New England, 9/11 Christian Wilkins at Baltimore, 9/18 Eric Rowe at Baltimore, 9/18

INTERCEPTIONS

Total	1	Jevon Holland vs. New England, 9/11
Longest Return	31	Jevon Holland vs. New England, 9/11
Longest Return for TD	-	Has not happened yet

FUMBLES

Total Forced	1	Brandon Jones vs. New England, 9/11 Kader Kohou vs. New England, 9/11
Total Recovered	1	Melvin Ingram vs. New England, 9/11 Jaelan Phillips vs. New England, 9/11
Longest Return for TD	2t	Melvin Ingram vs. New England, 9/11

SACKS

Total	1.0	Brandon Jones vs. New England, 9/11 Emmanuel Ogbah vs. New England, 9/11
Yards Lost	13	Brandon Jones vs. New England, 9/11

SPECIAL TEAMS

Field Goals Made	2	Jason Sanders vs. New England, 9/11
Field Goal Attempts	2	Jason Sanders vs. New England, 9/11
Longest Field Goal Made	49	Jason Sanders vs. New England, 9/11
Longest Field Goal Attempt	49	Jason Sanders vs. New England, 9/11
Punts	4	Thomas Morstead vs. New England, 9/11
Longest Punt, yards	58	Thomas Morstead vs. New England, 9/11
Highest Gross Punting Average (min. 4 punts)	45.8	Thomas Morstead vs. New England, 9/11
Highest Net Punting Average (min. 4 punts)	42.8	Thomas Morstead vs. New England, 9/11



2022 STATISTICS

Most Punt Returns	1	Jevon Holland at Baltimore, 9/18
Most Punt Return Yards	8	Jevon Holland at Baltimore, 9/18
Highest Punt Return Average (min. 3 returns)	-	Has not happened yet
Longest Punt Return	8	Jevon Holland at Baltimore, 9/18
Most Kickoff Returns	1	Raheem Mostert vs. New England, 9/11 Alec Ingold vs. New England, 9/11 Durham Smythe at Baltimore, 9/18
Most Kickoff Return Yards	18	Durham Smythe at Baltimore, 9/18
Highest Kickoff Return Average (min. 3 returns)	-	Has not happened yet
Longest Kickoff Return	18	Durham Smythe at Baltimore, 9/18

OPPONENTS – INDIVIDUAL

RUSHING

Attempts	9	Damien Harris vs. New England, 9/11 Lamar Jackson at Baltimore, 9/18
Yards	119	Lamar Jackson at Baltimore, 9/18
Touchdowns	1	Lamar Jackson at Baltimore, 9/18
Yards by Quarterback	119	Lamar Jackson at Baltimore, 9/18
Longest Run from Scrimmage	79t	Lamar Jackson at Baltimore, 9/18
Longest Run from Scrimmage for TD	79t	Lamar Jackson at Baltimore, 9/18

PASSING

Attempts	30	Mac Jones vs. New England, 9/11
Completions	21	Mac Jones vs. New England, 9/11 Lamar Jackson at Baltimore, 9/18
Yards	318	Lamar Jackson at Baltimore, 9/18
Touchdowns	3	Lamar Jackson at Baltimore, 9/18
Completion Percentage (min. 20 att.)	72.4	Lamar Jackson at Baltimore, 9/18
Longest Completion	75t	Lamar Jackson to Rashod Bateman at Baltimore, 9/18
Longest Completion for TD	75t	Lamar Jackson to Rashod Bateman at Baltimore, 9/18
Passer Rating (min. 20 att.)	142.6	Lamar Jackson at Baltimore, 9/18

RECEIVING

Receptions	9	Mark Andrews at Baltimore, 9/18
Yards	108	Rashod Bateman at Baltimore, 9/18
Touchdowns	1	Ty Montgomery vs. New England, 9/11 Mark Andrews at Baltimore, 9/18 Rashod Bateman at Baltimore, 9/18 Demarcus Robinson at Baltimore, 9/18
Longest Reception	75	Rashod Bateman at Baltimore, 9/18
Longest Reception by Running Back	8	Damien Harris vs. New England, 9/11
Yards by Running Back	15	Ty Montgomery vs. New England, 9/11

TOTAL YARDS FROM SCRIMMAGE

119 Lamar Jackson at Baltimore, 9/18

TACKLES

Total	10	Marcus Williams at Baltimore, 9/18
Solo	7	Marcus Williams at Baltimore, 9/18

INTERCEPTIONS

Total	2	Marcus Williams at Baltimore, 9/18
Longest Return	0	Marcus Williams at Baltimore, 9/18
Longest Return for TD	-	Has not happened yet

FUMBLES

Total Forced	1	Jonathan Jones vs. New England, 9/11 Deatrich Wise Jr. vs. New England, 9/11
Total Recovered	-	Has not happened yet

SACKS

Total	1.0	Ja'Whaun Bentley vs. New England, 9/11 Matthew Judon vs. New England, 9/11 Deatrich Wise Jr. vs. New England, 9/11 Justin Houston at Baltimore, 9/18
Yards Lost	12	Ja'Whaun Bentley vs. New England, 9/11



2022 STATISTICS

SPECIAL TEAMS

Field Goals Made	1	Justin Tucker at Baltimore, 9/18
Field Goal Attempts	1	Justin Tucker at Baltimore, 9/18
Longest Field Goal Made	51	Justin Tucker at Baltimore, 9/18
Longest Field Goal Attempt	51	Justin Tucker at Baltimore, 9/18
Punts	3	Jake Bailey vs. New England, 9/11
Longest Punt, yards	48	Jake Bailey vs. New England, 9/11
Highest Gross Punting Average (min. 4 punts)	-	Has not happened yet
Highest Net Punting Average (min. 4 punts)	-	Has not happened yet
Most Punt Returns	2	Myles Bryant vs. New England, 9/11
Most Punt Return Yards	12	Myles Bryant vs. New England, 9/11
Highest Punt Return Average (min. 3 returns)	-	Has not happened yet
Longest Punt Return	12	Myles Bryant vs. New England, 9/11
Most Kickoff Returns	1	Ty Montgomery vs. New England, 9/11 Devin Duvernay at Baltimore, 9/18
Most Kickoff Return Yards	103t	Devin Duvernay at Baltimore, 9/18
Highest Kickoff Return Average (min. 3 returns)	-	Has not happened yet
Longest Kickoff Return	103t	Devin Duvernay at Baltimore, 9/18

IN 2022 MIAMI WAS...

1-0	when leading after the 1st quarter	1-0	in road games
1-0	when leading after the 2nd quarter	0-0	when playing indoors
1-0	when leading after the 3rd quarter	2-0	when playing outdoors
1-0	when behind after the 1st quarter	0-0	when playing on artificial turf
1-0	when behind after the 2nd quarter	2-0	when playing on grass
1-0	when behind after the 3rd quarter	2-0	after winning the coin toss
1-0	when Miami scores first	1-0	when scoring 21 points or more
1-0	when opponent scores first	1-0	when yielding 20 points or fewer
0-0	when tied at halftime	0-0	in overtime contests
1-0	in home games		

DRIVE PRODUCTION

	POSS	TD	FGM	FGA	PUNT	INT	FUM	DOWNNS	TIME	SAF
DOLPHINS	19	7	2	2	6	2	0	0	2	0
OPPONENTS	19	5	1	1	5	1	2	3	2	0

RED ZONE PRODUCTION

	POSS	TD	FGM	FGA	INT	FUM	DOWNNS	TIME	RZ PLAYS	RZ RUSH	RZ PASS
DOLPHINS	6	4	1	1	0	0	0	1	15	3	12
OPPONENTS	4	3	0	0	0	0	1	0	12	6	6

TURNOVERS

GAME	TAKEAWAYS			GIVEAWAYS			DIFF	W/L
	INT	FUM	TOTAL	INT	FUM	TOTAL		
NEW ENGLAND	1	2	3	0	0	0	+3	W
at Baltimore	0	0	0	2	0	2	-2	W
BUFFALO								
at Cincinnati								
at N.Y. Jets								
MINNESOTA								
PITTSBURGH								
at Detroit								
at Chicago								
CLEVELAND								
HOUSTON								
at San Francisco								
at L.A. Chargers								
at Buffalo								
GREEN BAY								
at New England								
N.Y. JETS								
TOTAL	1	2	3	2	0	2	+1	2-0



2022 STATISTICS

BLOCKS

	FGs	PATs	PUNTS	TOTAL
BY DOLPHINS	0	0	0	0
BY OPPONENTS	0	0	0	0

DOLPHINS BIG PLAYS

PASSING (25+ yards)		RUSHING (15+ yards)	
60t	T. Tagovailoa to T. Hill at Bal., 9/18	28	C. Edmonds at Bal., 9/18
59	T. Tagovailoa to J. Waddle at Bal., 9/18		
48t	T. Tagovailoa to T. Hill at Bal., 9/18		
42t	T. Tagovailoa to J. Waddle vs. NE, 9/11		
33	T. Tagovailoa to J. Waddle at Bal., 9/18		
26	T. Tagovailoa to T. Hill vs. NE, 9/11		

OPPONENTS BIG PLAYS

PASSING (25+ yards)		RUSHING (15+ yards)	
75t	L. Jackson to R. Bateman at Bal., 9/18	79t	L. Jackson at Bal., 9/18
41	M. Jones to K. Bourne vs. NE, 9/11	19	L. Jackson at Bal., 9/18
34	L. Jackson to I. Likely at Bal., 9/18		
27	M. Jones to J. Meyers vs. NE, 9/11		
26	L. Jackson to D. Duvernay at Bal., 9/18		
25	L. Jackson to M. Andrews at Bal., 9/18		

DOLPHINS BIG GAMES

100-YARD RUSHERS	100-YARD RECEIVERS	300-YARD PASSERS
- Has not happened yet	190 T. Hill at Bal., 9/18	469 T. Tagovailoa at Bal., 9/18
	171 J. Waddle at Bal., 9/18	

OPPONENTS BIG GAMES

100-YARD RUSHERS	100-YARD RECEIVERS	300-YARD PASSERS
119 L. Jackson at Bal., 9/18	108 R. Bateman at Bal., 9/18	318 L. Jackson at Bal., 9/18
	104 M. Andrews at Bal., 9/18	





2022 STATISTICS

GAME-BY-GAME STARTERS (OFFENSE)

GAME	WR	LT	LG	C	RG	RT	TE	WR	QB	RB	FB
NE	Waddle	Armstead	Eichenberg	Williams	Hunt	Jackson	Smythe	Hill	Tagovailoa	Edmonds	Ingold
at Bal.	Waddle	Armstead	Eichenberg	Williams	Hunt	Little	Smythe	Hill	Tagovailoa	Mostert	Ingold
BUF											
at Cin.											
at NYJ											
MIN											
PIT											
at Det.											
at Chi.											
CLE											
HOU											
at SF											
at LAC											
at Buf.											
GB											
at NE											
NYJ											

GAME-BY-GAME STARTERS (DEFENSE)

GAME	DE	NT	DE	LB	LB	LB	LB	CB	CB	S	S
NE	Wilkins	Davis	Sieler	Phillips	Roberts	Baker	Ingram	Howard	Needham	Br. Jones	Holland
at Bal.	Wilkins	Davis	Sieler	Phillips	Roberts	Baker	Riley	Howard	Needham	Br. Jones	Holland
BUF											
at Cin.											
at NYJ											
MIN											
PIT											
at Det.											
at Chi.											
CLE											
HOU											
at SF											
at LAC											
at Buf.											
GB											
at NE											
NYJ											

GAME-BY-GAME INACTIVES

NE	Igbinoghene	Ezukanma	Thompson	Rowe	Ahmed	Conner	Flowers
at Bal.	Gaskin	Ezukanma	Thompson	Tindall	Carter	Long	
BUF							
at Cin.							
at NYJ							
MIN							
PIT							
at Det.							
at Chi.							
CLE							
HOU							
at SF							
at LAC							
at Buf.							
GB							
at NE							
NYJ							



2022 STATISTICS

GAME-BY-GAME OFFENSE

	SCORE				1ST DOWNS			3RD DOWN		4TH DOWN		NET YARDS			TO	PEN	PEN YDS	TOP	
	PTS	OPP PTS	DIFF	OT	TOTAL	RUSH	PASS	PEN	CONV	ATT	CONV	ATT	TOTAL	RUSH					PASS
NE	20	7	13	-	18	3	13	2	6	14	1	1	307	65	242	0	4	20	32:30
at Bal.	42	38	4	-	27	5	22	0	7	11	2	2	547	86	461	2	8	51	34:47
BUF																			
at Cin.																			
at NYJ																			
MIN																			
PIT																			
at Det.																			
at Chi.																			
CLE																			
HOU																			
at SF																			
at LAC																			
at Buf.																			
GB																			
at NE																			
NYJ																			
TOTALS	62	45	17	-	45	8	35	2	13	25	3	3	854	151	703	2	12	71	33:39

GAME-BY-GAME DEFENSE

	SCORE				1ST DOWNS			3RD DOWN		4TH DOWN		NET YARDS			TO	PEN	PEN YDS	TOP	
	PTS	OPP PTS	DIFF	OT	TOTAL	RUSH	PASS	PEN	CONV	ATT	CONV	ATT	TOTAL	RUSH					PASS
NE	7	20	13	-	17	5	10	2	4	9	0	1	271	78	193	3	3	15	27:30
at Bal.	38	42	4	-	22	6	13	3	3	10	1	3	473	155	318	0	1	5	25:13
BUF																			
at Cin.																			
at NYJ																			
MIN																			
PIT																			
at Det.																			
at Chi.																			
CLE																			
HOU																			
at SF																			
at LAC																			
at Buf.																			
GB																			
at NE																			
NYJ																			
TOTALS	45	62	17	-	39	11	23	5	7	19	1	4	744	233	511	3	4	20	26:21



2022 STATISTICS

GAME-BY-GAME RUSHING

(CARRIES-YARDS GAINED-LONGEST-TOUCHDOWNS)

	EDMONDS	MOSTERT	INGOLD	TAGOVAILOA	WILSON	WADDLE	HILL	GASKIN	AHMED
NE	12-25-7-0	5-16-11-0	1-2-2-0	2-0-0-0	1-8-8-0	1-8-8-0	1-6-6-0	0-0-0-0	0-0-0-0
at Bal.	5-33-28-0	11-51-11-0	1-1-1-0	1-1-1-0	0-0-0-0	0-0-0-0	0-0-0-0	0-0-0-0	0-0-0-0
BUF									
at Cin.									
at NYJ									
MIN									
PIT									
at Det.									
at Chi.									
CLE									
HOU									
at SF									
at LAC									
at Buf.									
GB									
at NE									
NYJ									

OTHERS:

GAME-BY-GAME RECEIVING

(RECEPTIONS-YARDS GAINED-LONGEST-TOUCHDOWNS)

	HILL	WADDLE	GESICKI	SMYTHE	WILSON JR.	SHERFIELD	EDMONDS	MOSTERT	INGOLD
NE	8-94-26-0	4-69-42t-1	1-1-1-0	1-14-14-0	2-20-12-0	1-8-8-0	4-40-15-0	1-16-16-0	1-8-8-0
at Bal.	11-190-60t-2	11-171-59-2	4-41-14t-1	1-5-5-0	0-0-0-0	2-9-12-0	1-8-8-0	3-28-13-0	2-15-13-0
BUF									
at Cin.									
at NYJ									
MIN									
PIT									
at Det.									
at Chi.									
CLE									
HOU									
at SF									
at LAC									
at Buf.									
GB									
at NE									
NYJ									

OTHERS: CRACRAFT: 1-2-2t-1 at Baltimore (9/18).



2022 STATISTICS

GAME-BY-GAME PASSING

	TUA TAGOVAILOA								
	ATT	COM	YDS	PCT	TD	INT	LG	SKD/YDS	RATING
NE	33	23	270	69.7	1	0	42t	3/28	104.4
at Bal.	50	36	469	72.0	6	2	60t	1/8	124.1
BUF									
at Cin.									
at NYJ									
MIN									
PIT									
at Det.									
at Chi.									
CLE									
HOU									
at SF									
at LAC									
at Buf.									
GB									
at NE									
NYJ									

	TEDDY BRIDGEWATER								
	ATT	COM	YDS	PCT	TD	INT	LG	SKD/YDS	RATING
NE					DID NOT PLAY				
at Bal.					DID NOT PLAY				
BUF									
at Cin.									
at NYJ									
MIN									
PIT									
at Det.									
at Chi.									
CLE									
HOU									
at SF									
at LAC									
at Buf.									
GB									
at NE									
NYJ									

	SKYLAR THOMPSON								
	ATT	COM	YDS	PCT	TD	INT	LG	SKD/YDS	RATING
NE					INACTIVE				
at Bal.					INACTIVE				
BUF									
at Cin.									
at NYJ									
MIN									
PIT									
at Det.									
at Chi.									
CLE									
HOU									
at SF									
at LAC									
at Buf.									
GB									
at NE									
NYJ									

OTHERS:



2022 STATISTICS

PLAYER PARTICIPATION

NAME	NE	BAL	BUF	CIN	NYJ	MIN	PIT	DET	CHI	CLE	HOU	SF	LAC	BUF	GB	NE	NYJ	GP	GS	DNP	INA
Ahmed, Salvon	INA	X																1	0	0	1
Armstead, Terron	LT	LT																2	2	0	0
Baker, Jerome	LB	LB																2	2	0	0
Barnes, Kalon	PS	PS																0	0	0	0
Bethel, Justin	X	X																2	0	0	0
Bridgewater, Teddy	DNP	DNP																0	0	2	0
Bronson, Josiah	PS	PS																0	0	0	0
Bryant, Big Kat	PS	PS																0	0	0	0
Campbell, Elijah	X	X																2	0	0	0
Carter, Cethan	X	INA																1	0	0	1
Coleman, Larnel	PS	DNP																0	0	1	0
Conner, Tanner	INA	X																1	0	0	1
Cracraft, River	X	X																2	0	0	0
Crossen, Keion	X	X																2	0	0	0
Davis, Raekwon	NT	NT																2	2	0	0
Deiter, Michael	X	X																2	0	0	0
Edmonds, Chase	RB	X																2	1	0	0
Eguavoen, Sam	X	X																2	0	0	0
Eichenberg, Liam	LG	LG																2	2	0	0
Empey, James	PS	PS																0	0	0	0
Ezukanma, Erik	INA	INA																0	0	0	2
Fejedelem, Clayton	IR	IR																0	0	0	0
Ferguson, Blake	X	X																2	0	0	0
Flowers, Trey	INA	X																1	0	0	1
Gaskin, Myles	X	INA																1	0	0	1
Gesicki, Mike	X	X																2	0	0	0
Goode, Cameron	PS	PS																0	0	0	0
Gustin, Porter	PS	PS																0	0	0	0
Hill, Tyreek	WR	WR																2	2	0	0
Hinton, Christopher	PS	PS																0	0	0	0
Holland, Jevon	S	S																2	2	0	0
Howard, Xavien	CB	CB																2	2	0	0
Hunt, Robert	RG	RG																2	2	0	0
Igbinoghene, Noah	INA	X																1	0	0	1
Ingold, Alec	FB	FB																2	2	0	0
Ingram, Melvin	LB	X																2	1	0	0
Jackson, Austin	RT	IR																1	1	0	0
Jenkins, John	X	X																2	0	0	0
Jones, Brandon	S	S																2	2	0	0
Jones, Byron	PUP	PUP																0	0	0	0
Jones, Robert	X	X																2	0	0	0
Kohou, Kader	X	X																2	0	0	0
Little, Greg	X	RT																2	1	0	0
Long, Hunter	X	INA																1	0	0	1
Lovett, John	IR	IR																0	0	0	0
McKinley III, Verone	DNP	PS																0	0	1	0
Morstead, Thomas	X	X																2	0	0	0
Mostert, Raheem	X	RB																2	1	0	0
Munson, Calvin	IR	IR																0	0	0	0
Needham, Nik	CB	CB																2	2	0	0
Ogbah, Emmanuel	X	X																2	0	0	0
Phillips, Jaelan	LB	LB																2	2	0	0
Riley, Duke	X	LB																2	1	0	0
Roberts, Elandon	LB	LB																2	2	0	0
Rowe, Eric	INA	X																1	0	0	1
Sanders, Braylon	PS	PS																0	0	0	0
Sanders, Jason	X	X																2	0	0	0
Shaheen, Adam	IR	IR																0	0	0	0
Shell, Brandon	NOR	NOR																0	0	0	0
Sherfield, Trent	X	X																2	0	0	0
Sieler, Zach	DE	DE																2	2	0	0
Smith, Kion	PS	PS																0	0	0	0
Smythe, Durham	TE	TE																2	2	0	0
Steele, Chris	PS	PS																0	0	0	0
Stille, Ben	PS	PS																0	0	0	0
Swain, Freddie	PS	PS																0	0	0	0
Tagovailoa, Tua	QB	QB																2	2	0	0
Thompson, Skylar	INA	INA																0	0	0	2
Tindall, Channing	X	INA																1	0	0	1
Van Ginkel, Andrew	X	X																2	0	0	0
Waddle, Jaylen	WR	WR																2	2	0	0
White, ZaQuandre	PS	PS																0	0	0	0
Wilkins, Christian	DE	DE																2	2	0	0
Williams, Connor	C	C																2	2	0	0
Williams, Trill	IR	IR																0	0	0	0
Wilson Jr., Cedrick	X	X																2	0	0	0

POSITION IN CAPS = STARTER
 X = PLAYED/SUBSTITUTED
 NI - NON-FOOTBALL ILLNESS/INJURY
 R/C-19 = RESERVE/COVID-19

INA = INACTIVE
 IR = INJURED RESERVE
 PUP = PHYSICALLY UNABLE TO PERFORM
 R/SUS = RESERVE/SUSPENDED

SUS = SUSPENDED
 NOR = NOT ON ROSTER
 PS-1 = PRACTICE SQUAD (INJURED)

PS = PRACTICE SQUAD
 DNP = DID NOT PLAY



THE LAST TIME IT HAPPENED

THE LAST TIME (TEAM)		
BY DOLPHINS		BY OPPONENT
38-35, vs. Cincinnati, 12/22/19	WON IN OVERTIME	28-31 at Las Vegas, 9/26/21
42-38, at Baltimore, 9/18/22	WON BY SCORING IN THE LAST 2 MINUTES	28-30, vs. Atlanta, 10/24/21
28-31 at Las Vegas, 9/26/21	TIED BY SCORING IN THE LAST 2 MINUTES	38-35, vs. Cincinnati, 12/22/19
24-0, vs. N.Y. Jets, 10/18/20	SHUTOUT AN OPPONENT	0-35, vs. Buffalo, 9/19/21
33-10, vs. Carolina, 11/28/21	WON BY 20+ POINTS	3-34, at Tennessee, 1/3/22
42-38, at Baltimore, 9/18/22	WON AFTER TRAILING BY 20+ POINTS	34-46, vs. New Orleans, 10/25/09
38-10, at Tennessee, 10/18/15	HELD A 28+ POINT LEAD	3-34, at Tennessee, 1/3/22
33-10, vs. Carolina, 11/28/21	HELD A 21+ POINT LEAD	42-38, at Baltimore, 9/18/22
28 (4th quarter), at Baltimore, 9/18/22	SCORED 20+ POINTS IN A QUARTER	21 (2nd quarter), at Baltimore, 9/18/22
35 (2nd half), at Baltimore, 9/18/22	SCORED 20+ POINTS IN A HALF	28 (1st half), at Baltimore, 9/18/22
20-3, at New Orleans, 12/27/21	HELD OPPONENT WITHOUT A TD	3-34, at Tennessee, 1/3/22
1 offense, 1 defense vs. New England, 9/11/22	SCORED TD ON OFFENSE AND DEFENSE	2 offense and 1 defense, vs. N.Y. Jets, 12/19/21
2 offense, 1 defense & 1 special teams, vs. L.A. Rams, 11/1/20	SCORED TD ON OFFENSE, DEFENSE & SPECIAL TEAMS	6 offense, 1 defense & 1 special teams, at Buffalo, 1/3/21
vs. N.Y. Jets, 11/3/19	SCORED SAFETY	at Las Vegas, 9/26/21

THE LAST TIME (OFFENSE)		
BY DOLPHINS		BY OPPONENT
Has never happened	600+ NET YARDS OF OFFENSE	643, vs. Baltimore, 9/8/19
547, at Baltimore, 9/18/22	500+ NET YARDS OF OFFENSE	558, at Tampa Bay, 10/10/21
547, at Baltimore, 9/18/22	400+ NET YARDS OF OFFENSE	473, at Baltimore, 9/18/22
315, vs. Baltimore, 11/11/73	300+ NET RUSHING YARDS	305, at Pittsburgh, 12/18/88
250, vs. New England, 12/20/20	200+ NET RUSHING YARDS	217, at New England, 9/13/20
206, Jay Ajayi, at Buffalo, 12/24/16	200-YARD RUSHING GAME	203, Rueben Mayes, vs. New Orleans, 12/7/86
206, Jay Ajayi, at Buffalo, 12/24/16	150-YARD RUSHING GAME	158, Kerryon Johnson vs. Detroit, 10/21/18
117, Duke Johnson, vs. New England, 1/9/22	100-YARD RUSHING GAME	119, Lamar Jackson at Baltimore, 9/18/22
Mercury Morris (125) and Don Nottingham (102), at Green Bay, 10/5/75	TWO 100-YARD RUSHERS	Ezekiel Elliott (125) and Tony Pollard (103), at Dallas, 9/22/19
Kenyan Drake, 120, vs. Denver, 12/3/17, 114, vs. New England, 12/11/17	CONSECUTIVE 100-YARD RUSHING GAMES	Payton Barber, 111, at Las Vegas, 9/26/21 Jonathan Taylor, 103, vs. Indianapolis, 10/3/21
Salvon Ahmed (122) and Matt Breida (86), vs. New England, 12/20/20	COMBINED 200-YARDS RUSHING BY 2 PLAYERS	Ezekiel Elliott (125) and Tony Pollard (103), at Dallas, 9/22/19
32, Jay Ajayi, at Buffalo, 12/24/16	30+ CARRIES	32, Knile Davis, vs. Kansas City, 9/21/14



THE LAST TIME IT HAPPENED

THE LAST TIME (OFFENSE)		
BY DOLPHINS		BY OPPONENT
25, Duke Johnson, vs. New England, 1/9/22	25+ CARRIES	26, D'Onta Foreman, at Tennessee, 1/3/22
85t, Lamar Miller, vs. Houston, 10/25/15	80+ YARD RUSHING PLAY	Has never happened
75t, Kalen Ballage, at Minnesota, 12/16/18	60+ YARD RUSHING PLAY	79t, Lamar Jackson, at Baltimore, 9/18/22
75t, Kalen Ballage, at Minnesota, 12/16/18	40+ YARD RUSHING PLAY	79t, Lamar Jackson, at Baltimore, 9/18/22
2, Duke Johnson, vs. N.Y. Jets, 12/19/21	2+ RUSHING TOUCHDOWNS	2, Zach Moss, vs. Buffalo, 9/19/21
461, at Baltimore, 9/18/22	400+ NET PASSING YARDS (TEAM)	437, at Tampa Bay, 10/10/21
461, at Baltimore, 9/18/22	300+ NET PASSING YARDS (TEAM)	318, at Baltimore, 9/18/22
50, Tua Tagovailoa, at Baltimore, 9/18/22	50+ PASS ATTEMPTS	61, Jared Goff, vs. L.A. Rams, 11/1/20
50, Tua Tagovailoa, at Baltimore, 9/18/22	40+ PASS ATTEMPTS	44, Mike Glennon, vs. N.Y. Giants, 12/5/21
36, Tua Tagovailoa, at Baltimore, 9/18/22	30+ COMPLETIONS	30, Tom Brady, at Tampa Bay, 10/10/21
36, Tua Tagovailoa, at Baltimore, 9/18/22	25+ COMPLETIONS	26, Lamar Jackson, vs. Baltimore, 11/11/21
at N.Y. Jets, 11/21/21	NO SACKS ALLOWED	at Baltimore, 9/18/22
Has never happened	PERFECT PASSER RATING (158.3) (MIN. 20 ATTEMPTS)	158.3, Lamar Jackson, vs. Baltimore, 9/15/19
469, Tua Tagovailoa, at Baltimore, 9/18/22	300+ YARD PASSER	318, Lamar Jackson, at Baltimore, 9/18/22
Ryan Fitzpatrick, 315, vs. Seattle, 10/4/20 and 350, at San Francisco, 10/11/20	CONSECUTIVE 300+ YARD PASSING GAMES	Tom Brady, 411, at Tampa Bay, 10/10/21, Trevor Lawrence, 319, at Jacksonville (London), 10/17/21 and Matt Ryan, 336, vs. Atlanta, 10/24/21
6, Tua Tagovailoa, at Baltimore, 9/18/22	4+ TD PASSES	5, Tom Brady, at Tampa Bay, 10/10/21
6, Tua Tagovailoa, at Baltimore, 9/18/22	3+ TD PASSES	3, Lamar Jackson, at Baltimore, 9/18/22
15, Chris Chambers, vs. Buffalo, 12/4/05	15+ RECEPTIONS	15, Isaac Bruce, at St. Louis, 12/24/95
11, Tyreek Hill, at Baltimore, 9/18/22	10+ RECEPTIONS	10, Cole Beasley, at Buffalo, 10/31/21
11, Jaylen Waddle, at Baltimore, 9/18/22		
253, Brian Hartline, at Arizona, 9/30/12	200-YARD RECEIVER	221, Eric Decker, vs. N.Y. Jets, 12/28/14
190, Tyreek Hill, at Baltimore, 9/18/22, 171, Jaylen Waddle, at Baltimore, 9/18/22	150-YARD RECEIVER	163, Kyle Pitts, vs. Atlanta, 10/24/21
190, Tyreek Hill, at Baltimore, 9/18/22, 171, Jaylen Waddle, at Baltimore, 9/18/22	100-YARD RECEIVER	108, Rashod Bateman, at Baltimore, 9/18/22 104, Mark Andrews, at Baltimore, 9/18/22
Tyreek Hill (190) and Jaylen Waddle (171), at Baltimore, 9/18/22	TWO 100-YARD RECEIVERS IN SAME GAME	Rashod Bateman (108) and Mark Andrews (104), at Baltimore, 9/18/22
DeVante Parker, 111, vs. Cincinnati, 12/22/19 and 137, at New England, 12/29/19	CONSECUTIVE 100-YARD RECEIVING GAMES	Elijah Moore, 141, at N. Y. Jets, 11/21/21 and DJ Moore, 103, vs. Carolina, 11/28/21
Tyreek Hill, 161 (2nd half), at Baltimore, 9/18/22	100 YARDS RECEIVING IN A HALF	Rashod Bateman, 108 (1st half), at Baltimore, 9/18/22
Has never happened	90+ YARD PASSING PLAY	99t, Tom Brady to Wes Welker, vs. New England, 9/12/11
80, Ryan Tannehill to Brian Hartline, at Arizona, 9/30/12	80+ YARD PASSING PLAY	85t, Derek Carr to Nelson Agholor, at Las Vegas, 12/26/20
60t, Tua Tagovailoa to Tyreek Hill, at Baltimore, 9/18/22	60+ YARD PASSING PLAY	75t, Lamar Jackson to Rashod Bateman, at Baltimore, 9/18/22



THE LAST TIME IT HAPPENED

THE LAST TIME (OFFENSE)		
BY DOLPHINS		BY OPPONENT
60t, Tua Tagovailoa to Tyreek Hill, at Baltimore, 9/18/22 59, Tua Tagovailoa to Jaylen Waddle, at Baltimore, 9/18/22	50+ YARD PASSING PLAY	75t, Lamar Jackson to Rashod Bateman, at Baltimore, 9/18/22
60t, Tua Tagovailoa to Tyreek Hill, at Baltimore, 9/18/22 59, Tua Tagovailoa to Jaylen Waddle, at Baltimore, 9/18/22 48t, Tua Tagovailoa to Tyreek Hill, at Baltimore, 9/18/22	40+ YARD PASSING PLAY	75t, Lamar Jackson to Rashod Bateman, at Baltimore, 9/18/22
3, Lamar Thomas, vs. Denver, 12/21/98	3+ TD RECEPTIONS	3, Danny Woodhead, at San Diego, 12/20/15
2, Tyreek Hill, at Baltimore, 9/18/22 2, Jaylen Waddle, at Baltimore, 9/18/22	2+ TD RECEPTIONS	2, Antonio Brown, at Tampa Bay, 10/10/21 2, Mike Evans, at Tampa Bay, 10/10/21
Myles Gaskin (25 rushing and 74 receiving), at Tampa Bay, 10/10/21	LED TEAM IN RUSHING & RECEIVING IN SAME GAME	James Robinson (46 rushing and 83 receiving), at Jacksonville, 9/24/20
Frank Gore (101 rushing) and Albert Wilson (155 receiving) vs. Chicago, 10/14/18	100-YARD RUSHER & 100-YARD RECEIVER IN SAME GAME	Lamar Jackson (119 rushing), Rashod Bateman (108 receiving)/Mark Andrews (104 receiving) at Baltimore, 9/18/22
Brock Osweiler (380 passing), Frank Gore (101 rushing) and Albert Wilson (155 receiving) vs. Chicago, 10/14/18	100-YARD RUSHER, 100-YARD RECEIVER & 300-YARD PASSER IN SAME GAME	Lamar Jackson (318 passing), Lamar Jackson (119 rushing) and Rashod Bateman (108 receiving)/Mark Andrews (104 receiving) at Baltimore, 9/18/22
Kenyan Drake (1 rushing, 1 receiving), at Indianapolis, 11/25/18	1+ RUSHING TD & 1+ RECEIVING TD IN SAME GAME	Tyreek Hill (1 rushing, 1 receiving), vs. Kansas City, 12/13/20
Tua Tagovailoa (1 passing, 1 rushing), at New England, 9/12/21	1+ PASSING TD & 1+ RUSHING TD IN SAME GAME	Lamar Jackson (3 passing, 1 rushing), at Baltimore, 9/18/22
vs. New England, 9/11/22	NO TURNOVERS	at Baltimore, 9/18/22
vs. New England, 1/9/22	TD SCORED ON FIRST DRIVE	vs. N.Y. Jets, 12/19/21
T. Tagovailoa to M. Gesicki, at Buffalo, 10/31/21	SUCCESSFUL 2-POINT CONVERSION	Andy Dalton to Tyler Eifert, vs. Cincinnati, 12/22/19 and Andy Dalton run, vs. Cincinnati, 12/22/19
vs. Baltimore, 11/11/21	FAILED 2-POINT CONVERSION	at Buffalo, 10/31/21

THE LAST TIME (DEFENSE)		
BY DOLPHINS		BY OPPONENT
76, vs. Buffalo, 10/21/73	HELD OPPONENT UNDER 100 YARDS OF TOTAL OFFENSE	88, at New England, 10/12/80
118, vs. Buffalo, 9/21/03	HELD OPPONENT UNDER 150 YARDS OF TOTAL OFFENSE	145, vs. L.A. Rams, 11/1/20
164, at New Orleans, 12/27/21	HELD OPPONENT UNDER 200 YARDS OF TOTAL OFFENSE	145, vs. L.A. Rams, 11/1/20
271, vs. New England, 9/11/22	HELD OPPONENT UNDER 300 YARDS OF TOTAL OFFENSE	298, at New England, 9/12/21



THE LAST TIME IT HAPPENED

THE LAST TIME (DEFENSE)		
BY DOLPHINS		BY OPPONENT
25, vs. New England, 12/11/17	HELD OPPONENT UNDER 30 YARDS RUSHING	23, vs. Buffalo, 11/17/19
40, vs. Cincinnati, 12/6/20	HELD OPPONENT UNDER 50 YARDS RUSHING	47, vs. Houston, 11/7/21
64, vs. Carolina, 11/28/21	HELD OPPONENT UNDER 75 YARDS RUSHING	65, vs. New England, 9/11/22
78, vs. New England, 9/11/22	HELD OPPONENT UNDER 100 YARDS RUSHING	86, at Baltimore, 9/18/22
81, at New Orleans, 12/27/21	HELD OPPONENT UNDER 100 YARDS NET PASSING	90, vs. L.A. Rams, 11/1/20
110, at Tennessee, 1/2/22	HELD OPPONENT UNDER 150 YARDS NET PASSING	103, at New England, 9/12/21
Louis Delmas (81) and Brent Grimes (22), at Jacksonville, 10/26/14	2+ INTERCEPTION RETURNS FOR TOUCHDOWNS BY TEAM IN SAME GAME	Stephon Gilmore (54) and Jamie Collins Sr. (69), vs. New England, 9/15/19
37t, Xavien Howard, vs. New England, 1/9/22	INTERCEPTION RETURN FOR A TD	20t, Brandin Echols, vs. N.Y. Jets, 12/19/21
3, Sam Madison, vs. Tennessee, 11/7/99	3+ INTERCEPTIONS	3, Nate Clements, at Buffalo, 10/20/02
2, Xavien Howard, vs. Buffalo, 12/2/18	2+ INTERCEPTIONS	2, Marcus Williams, at Baltimore, 9/18/22
8, at New Orleans, 12/27/21	7+ SACKS BY TEAM	7, vs. Buffalo, 11/17/19
8, at New Orleans, 12/27/21	6+ SACKS BY TEAM	6, vs. Buffalo, 9/19/21
8, at New Orleans, 12/27/21	5+ SACKS BY TEAM	6, vs. Buffalo, 9/19/21
4, Cameron Wake, at Tennessee, 10/18/15	4+ SACKS	Has never happened
3, Jaelan Phillips, vs. Carolina, 11/28/21	3+ SACKS	3.5, Elvis Dumervil, vs. Baltimore, 12/7/14
2, Emmanuel Ogbah, at New Orleans, 12/27/21	2+ SACKS	2, Cameron Jordan, at New Orleans, 12/27/21
2t, Melvin Ingram, vs. New England, 9/11/22	FUMBLE RECOVERED FOR TOUCHDOWN	19t, Sam Hubbard, at Cincinnati, 10/7/18

THE LAST TIME (SPECIAL TEAMS)		
BY DOLPHINS		BY OPPONENT
101t, Jakeem Grant, vs. Buffalo, 11/17/19	KICKOFF RETURN FOR A TD	103t, Devin Duvernay, at Baltimore, 9/18/22
94t, Mercury Morris, at New England, 12/5/71	KICKOFF RETURN FOR A TD ON OPENING KICKOFF	103t, Devin Duvernay, at Baltimore, 9/18/22
101t, Jakeem Grant, vs. Buffalo, 11/17/19	50+ YARD KICKOFF RETURN	103t, Devin Duvernay, at Baltimore, 9/18/22
88t, Jakeem Grant, vs. L.A. Rams, 11/1/20	PUNT RETURN FOR A TD	84t, Isaiah McKenzie, at Buffalo, 1/3/21
88t, Jakeem Grant, vs. L.A. Rams, 11/1/20	50+ YARD PUNT RETURN	84t, Isaiah McKenzie, at Buffalo, 1/3/21
Justin Coleman, vs. Carolina, 11/28/21	BLOCKED PUNT RECOVERED FOR A TD	Chris Burkett, vs. N.Y. Jets, 9/29/91
Duke Riley, vs. Carolina, 11/28/21	BLOCKED PUNT	Albert McClellan, vs. New England, 12/9/18
Walt Aikens return of blocked PAT, vs. Arizona, 12/11/16	DEFENSIVE 2-POINT CONVERSION ON PAT	Has never happened
Jordan Phillips, vs. Arizona, 12/11/16	BLOCKED PAT	Donald Penn, vs. Tampa Bay, 11/15/09
Jason Sanders, vs. Carolina, 11/28/21	MISSED (NOT BLOCKED) PAT	Daniel Carlson, at Las Vegas, 9/26/21
Vincent Taylor, at Cincinnati, 10/7/18	BLOCKED FIELD GOAL	Adetokunbo Ogundeji, vs. Atlanta, 10/24/21



THE LAST TIME IT HAPPENED

THE LAST TIME (SPECIAL TEAMS)		
BY DOLPHINS		BY OPPONENT
47t, Curtis Johnson, vs. Green Bay, 12/19/71	BLOCKED FIELD GOAL RETURNED FOR TD	62t, Kyle Arrington, vs. New England, 12/14/14
8, Jason Sanders, at N.Y. Jets, 12/8/19	6+ FIELD GOALS ATTEMPTED	6, Harrison Butker, at Kansas City, 12/24/17
5, Jason Sanders, at San Francisco, 10/11/20	5+ FIELD GOALS ATTEMPTED	6, Harrison Butker, at Kansas City, 12/24/17
4, Jason Sanders, at Las Vegas, 12/26/20	4+ FIELD GOALS ATTEMPTED	4, Graham Gano, vs. N.Y. Giants, 12/5/21
3, Jason Sanders, at New Orleans, 12/27/21	3+ FIELD GOALS ATTEMPTED	4, Graham Gano, vs. N.Y. Giants, 12/5/21
7, Jason Sanders, at N.Y. Jets, 12/8/19	6+ FIELD GOALS MADE	Never happened
5, Jason Sanders, vs. Seattle, 10/4/20	5+ FIELD GOALS MADE	5, Harris Butker, at Kansas City, 12/24/17
4, Jason Sanders, at Las Vegas, 12/26/20	4+ FIELD GOALS MADE	4, Daniel Carlson, at Las Vegas, 12/26/20
3, Jason Sanders, vs. Baltimore, 11/11/21	3+ FIELD GOALS MADE	3, Graham Gano, vs. N.Y. Giants, 12/5/21





GAME SUMMARIES & GAME BOOK



2022 GAME RECAPS

WEEK 1

SEPT. 11, 2022 | MIAMI GARDENS, FLA.
HARD ROCK STADIUM
ATTENDANCE: 65,786 | TV: CBS

NEW ENGLAND 7	MIAMI 20
----------------------	-----------------

SCORING SUMMARY					
	1	2	3	4	F
New England	0	0	7	0	7
Miami	3	14	3	0	20

The Miami Dolphins opened the 2022 regular season with a 20-7 victory over the New England Patriots Sunday afternoon at Hard Rock Stadium.

Tua Tagovailoa threw for 270 yards and one touchdown and Tyreek Hill recorded eight receptions for 94 yards as Mike McDaniel picked up a win in his NFL head coaching debut.

New England picked up 8+ yards on five of their first seven plays. An 11-yard pass from quarterback Mac Jones to Hunter Henry set up a first-and-10 from the Miami 22-yard line. But on the next play, cornerback Xavien Howard deflected a pass intended for DeVante Parker in the endzone. Second-year safety Jevon Holland corralled the ball out of the air for his third career interception and returned it to the Miami 28 yard line where Tagovailoa and the offense took over.

With a third-and-2 from the Miami 36-yard line, Tagovailoa found Hill for five yards and a first down. The Dolphins then pushed the ball to the 50-yard line where a fourth-down neutral zone infraction on Patriots defensive lineman Carl Davis Jr. extended the drive.

Tagovailoa found Hill again on the very next play, this time for a 23-yard gain. After the Patriots defense forced a fourth down, Jason Sanders converted a 43-yard field goal to give Miami a 3-0 lead in what would be the only score of the first quarter.

Following punts by each team, Patriots quarterback Mac Jones took over from their 15-yard line. On the second play of the drive, Miami safety Brandon Jones delivered a huge hit on the second-year quarterback, popping the ball loose. Linebacker Melvin Ingram scooped the ball up and high-stepped into the endzone for the Dolphins' first touchdown of the season. Sanders' extra point gave the Dolphins a 10-0 lead.

Another New England punt returned the ball to Tagovailoa who then directed a 10-play, 92-yard scoring drive capped by a 42-yard touchdown pass to wide receiver Jaylen Waddle. The third-year quarterback took a fourth-and-7 snap and found his receiver down the middle of the field. Waddle sped past multiple Patriots defenders into the endzone. Sanders' extra point extended the Miami lead to 17-0.

Tagovailoa finished the first half 13-of-18 for 179 yards and a touchdown while Hill led all receivers with six receptions for 77 yards. Waddle added two catches for 50 yards as the pair of speedy wideouts combined for 127 receiving yards in the first half. Miami's defense put up a dominant first-half performance, shutting out the Patriots offense and limiting Mac Jones to just 87 yards passing.

In the third quarter, Jones found Patriots veteran wide receiver Ty Montgomery for a six-yard score to cut New England's deficit to 10.

The Dolphins responded with a scoring drive of their own highlighted by an 18-yard completion to Hill and a 16-yard completion to running back Raheem Mostert. Sanders punctuated the drive once again with a 49-yard field goal to extend Miami's lead to 20-7.

The Dolphins defense turned the Patriots over two more times, first on downs and then on a fumble forced by undrafted rookie cornerback Kader Kohou and recovered by second-year linebacker Jaelan Phillips.

Four first downs from Miami's offense sealed the victory as Tagovailoa and the Dolphins knelt to end the game and improve to 1-0 on the season.

GAME STATISTICS

RUSHING (Att-Yds-TD):
New England: D. Harris 9-48, R. Stevenson 8-25, J. Meyers 1-7, M. Jones 2-0, T. Montgomery 2-(-2).
Miami: C. Edmonds 12-25, R. Mostert 5-16, C. Wilson 1-8, J. Waddle 1-8, T. Hill 1-6, A. Ingold 1-2, T. Tagovailoa 2-0.
PASSING (A-C-Y-TD-Int):
New England: M. Jones 30-21-213-1-1.
Miami: T. Tagovailoa 33-23-270-1-0.
RECEIVING (Rec-Yds-TD):
New England: J. Meyers 4-55, J. Smith 3-33, N. Agholor 3-28, T. Montgomery 3-15-1, H. Henry 2-20, D. Harris 2-10, R. Stevenson 2-2, K. Bourne 1-41, D. Parker 1-9.
Miami: T. Hill 8-94, J. Waddle 4-69-1, C. Edmonds 4-40, C. Wilson 2-20, R. Mostert 1-16, D. Smythe 1-14, A. Ingold 1-8, T. Sherfield 1-8, M. Gesicki 1-1.
SACKS (Sk-Yds):
New England: J. Bentley 1-12, M. Judon 1-9, D. Wise 1-7.
Miami: Br. Jones 1-13, E. Ogbah 1-7.
INTERCEPTIONS (Int-Yds):
New England: None.
Miami: J. Holland 1-31.
FORCED FUMBLES:
New England: None.
Miami: Br. Jones 1, K. Kohou 1.
FUMBLE RECOVERIES (No-Yds):
New England: None.
Miami: M. Ingram 1-2-1.

TEAM STATS	NE	MIAMI
TOTAL FIRST DOWNS	17	18
By Rushing	5	3
By Passing	10	13
By Penalty	2	2
THIRD DOWN EFFICIENCY	4-9-44.4%	6-14-42.9%
FOURTH DOWN EFFICIENCY	0-1-0.0%	1-1-100.0%
TOTAL NET YARDS	271	307
Total Offensive Plays	54	59
Average gain per offensive play	5.0	5.2
NET YARDS RUSHING	78	65
Total Rushing Plays	22	23
Average gain per rushing play	3.5	2.8
NET YARDS PASSING	193	242
Sacks-Yards	2-20	3-28
Gross yards passing	213	270
ATTEMPTS-COMPLETIONS-INTS	30-21-1	33-23-0
Avg. gain per pass play	6.0	6.7
PUNTS NUMBER AND AVG.	3-39.3	4-45.8
Net Punting Average	39.3	42.8
TOTAL RETURN YARDAGE	12	31
No. and Yards Punt Returns	2-12	0-0
No. and Yards Kickoff Returns	1-28	2-28
No. and Yards Int. Returns	0-0	1-31
PENALTIES Number and Yards	3-15	4-20
FUMBLES Number and Lost	2-2	2-0
RED ZONE EFFICIENCY	1-1-100%	0-2-0%
GOAL TO GO EFFICIENCY	1-1-100%	0-0-0%
TIME OF POSSESSION	27:30	32:30



2022 GAME RECAPS

WEEK 2

SEPT. 18, 2022 | BALTIMORE, MD.
M&T BANK STADIUM
ATTENDANCE: 70,582 | TV: CBS

MIAMI 42

BALTIMORE 38

Tua Tagovailoa's game-winning touchdown pass to Jaylen Waddle with 14 seconds left tied the second-largest comeback win in franchise history as the Miami Dolphins erased a 21-point second-half deficit and outscored the Baltimore Ravens 28-3 in the fourth quarter for a 42-38 victory at M&T Bank Stadium.

Tagovailoa threw for a career-high 469 yards and six touchdowns, tying the Dolphins single-game record for touchdown passes and leading Miami to a 2-0 start under new head coach Mike McDaniel.

After Ravens wide receiver Devin Duvernay returned the opening kickoff 103 yards for a touchdown, Tagovailoa found Waddle for a six-yard score to tie the game at 7-7. But Ravens quarterback Lamar Jackson found Rashod Bateman for a 75-yard touchdown pass to retake the lead. Jackson then threw touchdown passes to Mark Andrews and Demarcus Robinson to give the Ravens a 28-7 lead going into halftime.

Down 21 points, Tagovailoa and the Miami offense opened the third quarter with a 12-play, 75-yard scoring drive that culminated with a leaping 14-yard touchdown grab from tight end Mike Gesicki.

Jackson responded with a 79-yard touchdown run, but Tagovailoa orchestrated another 75-yard scoring drive, finishing it with a two-yard touchdown pass to wide receiver River Cracraft, his first career touchdown reception. The Dolphins defense held Baltimore's rushing attack to -1 yards in the fourth quarter and did not give up a single third down conversion as the Ravens went 0-for-4 in the final frames.

Tagovailoa found three-time All-Pro wide receiver Tyreek Hill for a 48-yard touchdown pass with 7:47 to play and again on a 60-yard touchdown pass with 5:19 to play. In just 6:53, Miami scored 21 points to tie the game, but a 51-yard field goal by Baltimore kicker Justin Tucker gave the Ravens a 38-35 lead.

With 2:12 to play, Tagovailoa took over from the Miami 32-yard line, first finding Waddle for a three-yard pickup and Hill for a 21-yard gain. Two plays later, a 28-yard run from Chase Edmonds took the ball down to the Baltimore seven-yard line where McDaniel would take his second timeout, stopping the clock with 24 seconds left. Tagovailoa took a second-and-7 snap and found Waddle, who high-pointed the ball over Ravens cornerback Jalyn Armour-Davis for the game-winning touchdown with 14 seconds left.

Waddle finished with 11 receptions for a career-high 171 yards and two touchdowns. Hill ended the afternoon with 11 receptions for 190 yards and had 142 in the fourth quarter alone. The pair of wideouts became the first teammates in the Super Bowl era to each record 170+ receiving yards and 2+ receiving touchdowns in the same game.

SCORING SUMMARY

	1	2	3	4	F
Miami	0	7	7	28	42
Baltimore	7	21	7	3	38

SCORING DRIVES

TEAM	QTR	TIME	PLAY (EXTRA POINT)	(DRIVE INFO)	MIA	BAL
Ravens	1	14:47	D.Duvernay 103 yd. kickoff return	(J.Tucker kick) (0-0, 0:13)	0	7
Dolphins	2	10:54	J.Waddle 6 yd. pass from T.Tagovailoa	(J.Sanders kick) (6-94, 3:49)	7	7
Ravens	2	10:44	R.Bateman 75 yd. pass from L.Jackson	(J.Tucker kick) (1-75, 0:10)	7	14
Ravens	2	4:03	M.Andrews 1 yd. pass from L.Jackson	(J.Tucker kick) (6-66, 2:43)	7	21
Ravens	2	0:29	D.Robinson 12 yd. pass from L.Jackson	(J.Tucker kick) (6-80, 0:51)	7	28
Dolphins	3	7:52	M.Gesicki 14 yd. pass from T.Tagovailoa	(J.Sanders kick) (12-75, 7:08)	14	28
Ravens	3	0:26	L.Jackson 79 yd. run	(J.Tucker kick) (3-87, 1:35)	14	35
Dolphins	4	12:12	R.Cracraft 2 yd. pass from T.Tagovailoa	(J.Sanders kick) (7-75, 3:14)	21	35
Dolphins	4	7:47	T.Hill 48 yd. pass from T.Tagovailoa	(J.Sanders kick) (5-59, 1:24)	28	35
Dolphins	4	5:19	T.Hill 60 yd. pass from T.Tagovailoa	(J.Sanders kick) (3-64, 1:27)	35	35
Ravens	4	2:18	J.Tucker 51 yd. Field Goal	(6-42, 3:01)	35	38
Dolphins	4	0:14	J.Waddle 7 yd. pass from T.Tagovailoa	(J.Sanders kick) (6-68, 2:04)	42	38

GAME STATISTICS

RUSHING (Att-Yds-TD):

Miami: R. Mostert 11-51, C. Edmonds 5-33, A. Ingold 1-1, T. Tagovailoa 1-1.
Baltimore: L. Jackson 9-119-1, J. Hill 3-16, K. Drake 6-8, P. Ricard 1-5, M. Davis 5-4, M. Andrews 1-3.

PASSING (A-C-Y-TD-I):

Miami: T. Tagovailoa 50-36-469-6-2.
Baltimore: L. Jackson 29-21-318-3-0.

RECEIVING (Rec-Yds-TD):

Miami: T. Hill 11-190-2, J. Waddle 11-171-2, M. Gesicki 4-41-1, R. Mostert 3-28, A. Ingold 2-15, T. Sherfield 2-9, C. Edmonds 1-8, D. Smythe 1-5, R. Cracraft 1-2-1.
Baltimore: M. Andrews 9-104-1, R. Bateman 4-108-1, I. Likely 4-43, D. Duvernay 2-42, D. Robinson 1-12, T. Wallace 1-9.

SACKS (Sk-Yds):

Miami: None.
Baltimore: J. Houston 1-8.

INTERCEPTIONS (Int-Yds):

Miami: None.
Baltimore: M. Williams 2-0.

FORCED FUMBLES:

Miami: None.
Baltimore: None.

FUMBLE RECOVERIES (No-Yds):

Miami: None.
Baltimore: None.

TEAM STATS

	MIA	BAL
TOTAL FIRST DOWNS	27	23
By Rushing	5	6
By Passing	22	13
By Penalty	0	4
THIRD DOWN EFFICIENCY	7-11-63.6%	3-10-30.0%
FOURTH DOWN EFFICIENCY	2-2-100.0%	1-3-33.3%
TOTAL NET YARDS	547	473
Total Offensive Plays	69	54
Average gain per offensive play	7.9	8.8
NET YARDS RUSHING	86	155
Total Rushing Plays	18	25
Average gain per rushing play	4.8	6.2
NET YARDS PASSING	461	318
Sacks-Yards	1-8	0-0
Gross yards passing	469	318
ATTEMPTS-COMPLETIONS-INTS	50-36-2	29-21-0
Avg. gain per pass play	9.0	11.0
PUNTS NUMBER AND AVG.	2-41.0	2-40.5
Net Punting Average	38.5	36.5
TOTAL RETURN YARDAGE	8	5
No. and Yards Punt Returns	1-8	1-5
No. and Yards Kickoff Returns	1-18	1-103
No. and Yards Int. Returns	0-0	2-0
PENALTIES Number and Yards	8-51	1-5
FUMBLES Number and Lost	0-0	1-0
RED ZONE EFFICIENCY	4-4-100%	2-3-67%
GOAL TO GO EFFICIENCY	2-2-100%	1-2-50%
TIME OF POSSESSION	34:47	25:13



National Football League Game Summary

NFL Copyright © 2022 by The National Football League. All rights reserved. This summary and play-by-play is for the express purpose of assisting media in their coverage of the game; any other use of this material is prohibited without the written permission of the National Football League.

Date: Sunday, 9/18/2022

Miami Dolphins at Baltimore Ravens

Start Time: 1:02 PM EDT

at M&T Bank Stadium, Baltimore, MD

Game Day Weather

Game Weather: Sunny
Played Open Stadium on Turf: Natural

Temp: 82° F (27.8° C) Humidity: 61%, Wind: NE 6 mph
Outdoor Weather: Sunny,

Officials

Referee: Hill, Adrian (29)
Line Judge: Codey, Kevin (16)
Back Judge: Ferguson, Keith (61)

Umpire: Ellison, Roy (81)
Field Judge: Robinson, Mearl (31)
Replay Official: Ames, Rody (0)

Down Judge: Oliver, David (24)
Side Judge: Quirk, Jim (5)

Lineups

Miami Dolphins		Baltimore Ravens	
Offense	Defense	Offense	Defense
WR 17 J.Waddle	DE 94 C.Wilkins	TE 89 M.Andrews	DT 92 J.Madubuike
LT 72 T.Armstead	NT 98 R.Davis	LT 65 P.Mekari	NT 58 M.Pierce
LG 74 L.Eichenberg	DT 92 Z.Sieler	LG 72 B.Powers	DE 93 C.Campbell
C 58 C.Williams	LB 15 J.Phillips	C 64 T.Linderbaum	RUSH 99 O.Oweh
RG 68 R.Hunt	LB 52 E.Roberts	RG 70 K.Zetter	MLB 56 J.Bynes
RT 75 G.Little	LB 55 J.Baker	RT 78 M.Moses	WLB 6 P.Queen
TE 81 D.Smythe	LB 45 D.Riley	TE 84 J.Oliver	ILB 40 M.Harrison
WR 10 T.Hill	CB 25 X.Howard	WR 13 D.Duvernay	CB 24 M.Peters
QB 1 T.Tagovailoa	CB 40 N.Needham	QB 8 L.Jackson	CB 44 M.Humphrey
FB 30 A.Ingold	S 29 Br.Jones	FB 42 P.Ricard	SS 36 C.Clark
RB 31 R.Mostert	S 8 J.Holland	RB 17 K.Drake	FS 32 M.Williams

Substitutions

RB 2 C.Edmonds, P 4 T.Morstead, LB 6 M.Ingram, K 7 J.Sanders, CB 9 N.Igbinoghene, WR 11 C.Wilson, WR 14 T.Sherfield, CB 20 J.Bethel, S 21 E.Rowe, DB 22 E.Campbell, RB 26 S.Ahmed, DB 27 K.Crossen, CB 28 K.Kohou, LB 43 A.Van Ginkel, LS 44 B.Ferguson, LB 49 S.Eguavoen, OL 63 M.Deiter, OL 65 R.Jones, DT 77 J.Jenkins, TE 80 T.Conner, WR 85 R.Cracraft, TE 88 M.Gesicki, DE 91 E.Ogbah, LB 93 T.Flowers

Substitutions

CB 5 J.Armour-Davis, WR 7 R.Bateman, K 9 J.Tucker, WR 10 D.Robinson, P 11 J.Stout, S 14 K.Hamilton, WR 16 T.Wallace, CB 22 Da.Williams, S 26 G.Stone, RB 28 M.Davis, CB 41 D.Worley, RB 43 J.Hill, LS 46 N.Moore, OLB 50 J.Houston, ILB 51 J.Ross, LB 53 D.Phillips, LB 57 K.Welch, OLB 60 S.Means, G 66 B.Cleveland, T 77 D.Faaele, TE 80 I.Likely, WR 87 R.Webb, DT 96 B.Washington, DE 97 B.Urban

Did Not Play

QB 5 T.Bridgewater, T 79 L.Coleman

Did Not Play

QB 2 T.Huntley, C/G 63 T.Colon

Not Active

RB 3 M.Gaskin, WR 18 E.Ezukanma, QB 19 S.Thompson, LB 41 C.Tindall, TE 82 C.Carter, TE 84 H.Long

Not Active

WR 3 J.Proche, DB 21 B.Stephens, RB 27 J.Dobbins, T 79 R.Stanley, TE 86 N.Boyle, DT 98 T.Jones

Field Goals (made () & missed)

	J.Tucker	(51)					
	1	2	3	4	OT	Total	
VISITOR:	Miami Dolphins	0	7	7	28	0	42
HOME:	Baltimore Ravens	7	21	7	3	0	38

Scoring Plays

Team	Qtr	Time	Play Description (Extra Point) (Drive Info)	Visitor	Home
Ravens	1	14:47	D.Duvernay 103 yd. kickoff return (J.Tucker kick) (0-0, 0:13)	0	7
Dolphins	2	10:54	J.Waddle 6 yd. pass from T.Tagovailoa (J.Sanders kick) (6-94, 3:49)	7	7
Ravens	2	10:44	R.Bateman 75 yd. pass from L.Jackson (J.Tucker kick) (1-75, 0:10)	7	14
Ravens	2	4:03	M.Andrews 1 yd. pass from L.Jackson (J.Tucker kick) (6-66, 2:43)	7	21
Ravens	2	0:29	D.Robinson 12 yd. pass from L.Jackson (J.Tucker kick) (6-80, 0:51)	7	28
Dolphins	3	7:52	M.Gesicki 14 yd. pass from T.Tagovailoa (J.Sanders kick) (12-75, 7:08)	14	28
Ravens	3	0:26	L.Jackson 79 yd. run (J.Tucker kick) (3-87, 1:35)	14	35
Dolphins	4	12:12	R.Cracraft 2 yd. pass from T.Tagovailoa (J.Sanders kick) (7-75, 3:14)	21	35
Dolphins	4	7:47	T.Hill 48 yd. pass from T.Tagovailoa (J.Sanders kick) (5-59, 1:24)	28	35
Dolphins	4	5:19	T.Hill 60 yd. pass from T.Tagovailoa (J.Sanders kick) (3-64, 1:27)	35	35
Ravens	4	2:18	J.Tucker 51 yd. Field Goal (6-42, 3:01)	35	38
Dolphins	4	0:14	J.Waddle 7 yd. pass from T.Tagovailoa (J.Sanders kick) (6-68, 2:04)	42	38

Paid Attendance: 70,582

Time: 3:20



Miami Dolphins vs Baltimore Ravens
9/18/2022 at M&T Bank Stadium

Final Individual Statistics

Miami Dolphins							Baltimore Ravens										
RUSHING	ATT	YDS	AVG	LG	TD		RUSHING	ATT	YDS	AVG	LG	TD					
R.Mostert	11	51	4.6	11	0		L.Jackson	9	119	13.2	79	1					
C.Edmonds	5	33	6.6	28	0		J.Hill	3	16	5.3	13	0					
A.Ingold	1	1	1.0	1	0		K.Drake	6	8	1.3	6	0					
T.Tagovailoa	1	1	1.0	1	0		P.Ricard	1	5	5.0	5	0					
							M.Davis	5	4	0.8	3	0					
							M.Andrews	1	3	3.0	3	0					
Total	18	86	4.8	28	0		Total	25	155	6.2	79	1					
PASSING	ATT	CMP	YDS	SK/YD	TD	LG	IN	RT	PASSING	ATT	CMP	YDS	SK/YD	TD	LG	IN	RT
T.Tagovailoa	50	36	469	1/8	6	60	2	124.1	L.Jackson	29	21	318	0/0	3	75	0	142.6
Total	50	36	469	1/8	6	60	2	124.1	Total	29	21	318	0/0	3	75	0	142.6
PASS RECEIVING	TAR	REC	YDS	AVG	LG	TD			PASS RECEIVING	TAR	REC	YDS	AVG	LG	TD		
T.Hill	13	11	190	17.3	60	2			M.Andrews	11	9	104	11.6	25	1		
J.Waddle	19	11	171	15.5	59	2			R.Bateman	7	4	108	27.0	75	1		
M.Gesicki	4	4	41	10.3	14	1			I.Likely	5	4	43	10.8	34	0		
R.Mostert	3	3	28	9.3	13	0			D.Duvernay	2	2	42	21.0	26	0		
A.Ingold	2	2	15	7.5	13	0			D.Robinson	2	1	12	12.0	12	1		
T.Sherfield	2	2	9	4.5	12	0			T.Wallace	2	1	9	9.0	9	0		
C.Edmonds	3	1	8	8.0	8	0											
D.Smythe	1	1	5	5.0	5	0											
R.Cracraft	2	1	2	2.0	2	1											
C.Wilson	1	0	0	0.0	0	0											
Total	50	36	469	13.0	60	6			Total	29	21	318	15.1	75	3		
INTERCEPTIONS	NO	YDS	AVG	LG	TD				INTERCEPTIONS	NO	YDS	AVG	LG	TD			
Total	0	0	0	0	0				M.Williams	2	0	0.0	0	0			
									Total	2	0	0.0	0	0			
PUNTING	NO	YDS	AVG	NET	TB	IN20	LG		PUNTING	NO	YDS	AVG	NET	TB	IN20	LG	
T.Morstead	2	82	41.0	38.5	0	1	44		J.Stout	2	81	40.5	36.5	0	0	45	
Total	2	82	41.0	38.5	0	1	44		Total	2	81	40.5	36.5	0	0	45	
PUNT RETURNS	NO	YDS	AVG	FC	LG	TD			PUNT RETURNS	NO	YDS	AVG	FC	LG	TD		
J.Holland	1	8	8.0	0	8	0			D.Duvernay	1	5	5.0	0	5	0		
[OUT OF BOUNDS]	1	0	0.0	0	0	0			[DOWNED]	1	0	0.0	0	0	0		
Total	1	8	8.0	0	8	0			Total	1	5	5.0	0	5	0		
KICKOFF RETURNS	NO	YDS	AVG	FC	LG	TD			KICKOFF RETURNS	NO	YDS	AVG	FC	LG	TD		
D.Smythe	1	18	18.0	0	18	0			D.Duvernay	1	103	103.0	0	103	1		
[TOUCHBACK]	6	0	0.0	0	0	0			[TOUCHBACK]	6	0	0.0	0	0	0		
Total	1	18	18.0	0	18	0			Total	1	103	103.0	0	103	1		
Miami Dolphins																	
FUMBLES	FUM	LOST	OWN-REC	YDS	TD	FORCED	OPP-REC	YDS	TD	OUT-BDS							
Total	0	0	0	0	0	0	0	0	0	0							
Baltimore Ravens																	
FUMBLES	FUM	LOST	OWN-REC	YDS	TD	FORCED	OPP-REC	YDS	TD	OUT-BDS							
L.Jackson	1	0	0	-5	0	0	0	0	0	0							
M.Davis	0	0	1	0	0	0	0	0	0	0							
Total	1	0	1	-5	0	0	0	0	0	0							



Miami Dolphins vs Baltimore Ravens
9/18/2022 at M&T Bank Stadium

Final Team Statistics

	Visitor Dolphins	Home Ravens
TOTAL FIRST DOWNS	27	23
By Rushing	5	6
By Passing	22	13
By Penalty	0	4
THIRD DOWN EFFICIENCY	7-11-63.6%	3-10-30.0%
FOURTH DOWN EFFICIENCY	2-2-100.0%	1-3-33.3%
TOTAL NET YARDS	547	473
Total Offensive Plays (inc. times thrown passing)	69	54
Average gain per offensive play	7.9	8.8
NET YARDS RUSHING	86	155
Total Rushing Plays	18	25
Average gain per rushing play	4.8	6.2
Tackles for a loss-number and yards	2-7	4-5
NET YARDS PASSING	461	318
Times thrown - yards lost attempting to pass	1-8	0-0
Gross yards passing	469	318
PASS ATTEMPTS-COMPLETIONS-HAD INTERCEPTED	50-36-2	29-21-0
Avg gain per pass play (inc.# thrown passing)	9.0	11.0
KICKOFFS Number-In End Zone-Touchbacks	7-7-6	7-6-6
PUNTS Number and Average	2-41.0	2-40.5
Had Blocked	0	0
FGs - PATs Had Blocked	0-0	0-0
Net Punting Average	38.5	36.5
TOTAL RETURN YARDAGE (Not Including Kickoffs)	8	5
No. and Yards Punt Returns	1-8	1-5
No. and Yards Kickoff Returns	1-18	1-103
No. and Yards Interception Returns	0-0	2-0
PENALTIES Number and Yards	8-51	1-5
FUMBLES Number and Lost	0-0	1-0
TOUCHDOWNS	6	5
Rushing	0	1
Passing	6	3
Kickoff Returns	0	1
EXTRA POINTS Made-Attempts	6-6	5-5
Kicking Made-Attempts	6-6	5-5
FIELD GOALS Made-Attempts	0-0	1-1
RED ZONE EFFICIENCY	4-4-100%	2-3-67%
GOAL TO GO EFFICIENCY	2-2-100%	1-2-50%
SAFETIES	0	0
FINAL SCORE	42	38
TIME OF POSSESSION	34:47	25:13



Miami Dolphins vs Baltimore Ravens
9/18/2022 at M&T Bank Stadium

Ball Possession And Drive Chart

Miami Dolphins

#	Time Recd	Time Lost	Time Poss	How Ball Obtained	Drive Began	# Play	Yds Gain	Yds Pen	Net Yds	1st Down	Last Scrm	How Given Up
1	14:47	10:35	4:12	Kickoff	MIA 25	8	46	0	46	3	BLT 29	Interception
2	14:43	10:54	3:49	Downs	MIA 6	6	94	0	94	4	* BLT 6	Touchdown
3	10:44	6:46	3:58	Kickoff	MIA 25	7	2	0	2	1	MIA 27	Punt
4	4:03	1:20	2:43	Kickoff	MIA 25	8	21	0	21	2	MIA 46	Interception
5	0:29	0:00	0:29	Kickoff	MIA 25	1	3	0	3	0	MIA 25	End of Half
6	15:00	7:52	7:08	Kickoff	MIA 25	12	85	-10	75	6	* BLT 14	Touchdown
7	6:20	2:01	4:19	Punt	MIA 29	6	30	-10	20	1	MIA 49	Punt
8	0:26	12:12	3:14	Kickoff	MIA 25	7	75	0	75	4	* BLT 02	Touchdown
9	9:11	7:47	1:24	Downs	MIA 41	5	59	0	59	2	BLT 48	Touchdown
10	6:46	5:19	1:27	Punt	MIA 36	3	64	0	64	1	MIA 40	Touchdown
11	2:18	0:14	2:04	Kickoff	MIA 32	6	68	0	68	3	* BLT 7	Touchdown

(294) Average MIA 27

Baltimore Ravens

#	Time Recd	Time Lost	Time Poss	How Ball Obtained	Drive Began	# Play	Yds Gain	Yds Pen	Net Yds	1st Down	Last Scrm	How Given Up
1	15:00	14:47	0:13	Kickoff		0	0	0	0	0		Touchdown
2	10:35	14:43	10:52	Interception	BLT 20	18	72	2	74	6	* MIA 1	Downs
3	10:54	10:44	0:10	Kickoff	BLT 25	1	75	0	75	1	BLT 25	Touchdown
4	6:46	4:03	2:43	Punt	BLT 34	6	61	5	66	5	* MIA 1	Touchdown
5	1:20	0:29	0:51	Interception	BLT 20	6	75	5	80	4	* MIA 12	Touchdown
6	7:52	6:20	1:32	Kickoff	BLT 25	3	9	0	9	0	BLT 34	Punt
7	2:01	0:26	1:35	Punt	BLT 13	3	87	0	87	1	BLT 21	Touchdown
8	12:12	9:11	3:01	Kickoff	BLT 25	5	34	0	34	1	MIA 40	Downs
9	7:47	6:46	1:01	Kickoff	BLT 25	3	-2	5	3	1	BLT 28	Punt
10	5:19	2:18	3:01	Kickoff	BLT 25	6	33	9	42	3	MIA 33	Field Goal
11	0:14	0:00	0:14	Kickoff	BLT 25	4	24	0	24	1	BLT 49	End of Game

(237) Average BLT 24

* inside opponent's 20

Time of Possession by Quarter

Visitor	1st	2nd	3rd	4th	OT	Total
Miami Dolphins	4:12	10:59	11:53	7:43		34:47
Home Baltimore Ravens	10:48	4:01	3:07	7:17		25:13

Kickoff Drive No.-Start Average

Dolphins: 7 - MIA 26 Ravens: 6 - BLT 25



Miami Dolphins vs Baltimore Ravens
9/18/2022 at M&T Bank Stadium

Final Defensive Statistics

Miami Dolphins	Regular Defensive Plays											Special Teams					Misc				
	TKL	AST	COMB	SK	/ YDS	TFL	Q	IN	PD	FF	FR	TKL	AST	FF	FR	BL	TKL	AST	FF	FR	
C.Wilkins	6	2	8	0	0	2	0	0	0	0	0	0	0	0	0	0	0	0	0	0	0
E.Rowe	6	0	6	0	0	0	0	0	0	0	0	0	0	0	0	0	0	0	0	0	0
D.Riley	3	1	4	0	0	0	0	0	0	0	0	0	0	0	0	0	0	0	0	0	0
X.Howard	2	2	4	0	0	0	0	0	1	0	0	0	0	0	0	0	0	0	0	0	0
E.Roberts	2	2	4	0	0	1	0	0	0	0	0	0	0	0	0	0	0	0	0	0	0
Br.Jones	2	2	4	0	0	0	0	0	0	0	0	0	0	0	0	0	0	0	0	0	0
S.Eguavoen	2	1	3	0	0	0	0	0	0	0	0	0	0	0	0	0	0	0	0	0	0
Z.Sieler	0	3	3	0	0	0	0	0	0	0	0	0	0	0	0	0	0	0	0	0	0
J.Holland	2	0	2	0	0	0	0	0	0	0	0	0	0	0	0	0	0	0	0	0	0
K.Kohou	2	0	2	0	0	0	0	0	0	0	0	0	0	0	0	0	0	0	0	0	0
M.Ingram	1	1	2	0	0	1	0	1	0	0	0	0	0	0	0	0	0	0	0	0	0
N.Needham	1	1	2	0	0	0	0	0	0	0	0	0	0	0	0	0	0	0	0	0	0
E.Ogbah	1	1	2	0	0	0	0	0	0	0	0	0	0	0	0	0	0	0	0	0	0
J.Baker	1	1	2	0	0	0	0	0	0	0	0	0	0	0	0	0	0	0	0	0	0
R.Davis	0	2	2	0	0	0	0	0	0	0	0	0	0	0	0	0	0	0	0	0	0
K.Crossen	1	0	1	0	0	0	0	0	0	0	0	0	0	0	0	0	0	0	0	0	0
J.Phillips	1	0	1	0	0	0	0	0	0	0	0	0	0	0	0	0	0	0	0	0	0
T.Flowers	0	1	1	0	0	0	0	0	0	0	0	0	0	0	0	0	0	0	0	0	0
A.Van Ginkel	0	0	0	0	0	0	0	0	0	0	1	0	0	0	0	0	0	0	0	0	0
T.Hill	0	0	0	0	0	0	0	0	0	0	0	0	0	0	0	0	1	0	0	0	0
J.Waddle	0	0	0	0	0	0	0	0	0	0	0	0	0	0	0	0	1	0	0	0	0
Total	33	20	53	0	0	4	0	0	2	0	0	1	0	0	0	0	2	0	0	0	0

TKL = Tackle AST = Assist COMB = Combined QH=QB Hit IN = Interception PD = Pass Defense FF = Forced Fumble FR = Fumble Recovery

Baltimore Ravens	Regular Defensive Plays											Special Teams					Misc				
	TKL	AST	COMB	SK	/ YDS	TFL	QH	IN	PD	FF	FR	TKL	AST	FF	FR	BL	TKL	AST	FF	FR	
M.Williams	7	3	10	0	0	0	0	2	2	0	0	0	0	0	0	0	0	0	0	0	0
M.Humphrey	4	3	7	0	0	0	0	0	0	0	0	0	0	0	0	0	0	0	0	0	0
C.Clark	6	0	6	0	0	0	0	0	0	0	0	0	0	0	0	0	0	0	0	0	0
P.Queen	4	1	5	0	0	0	0	0	0	0	0	0	0	0	0	0	0	0	0	0	0
M.Peters	3	1	4	0	0	0	0	1	0	0	0	0	0	0	0	0	0	0	0	0	0
K.Hamilton	1	3	4	0	0	0	0	0	1	0	0	0	0	0	0	0	0	0	0	0	0
Da.Williams	3	0	3	0	0	0	0	2	0	0	0	0	0	0	0	0	0	0	0	0	0
O.Oweh	3	0	3	0	0	1	0	0	0	0	0	0	0	0	0	0	0	0	0	0	0
J.Houston	2	1	3	1	8	1	1	0	0	0	0	0	0	0	0	0	0	0	0	0	0
J.Armour-Davis	2	1	3	0	0	1	0	0	1	0	0	0	0	0	0	0	0	0	0	0	0
B.Washington	2	0	2	0	0	1	0	0	0	0	0	0	0	0	0	0	0	0	0	0	0
M.Pierce	2	0	2	0	0	0	0	0	0	0	0	0	0	0	0	0	0	0	0	0	0
J.Madubuike	1	1	2	0	0	0	1	0	0	0	0	0	0	0	0	0	0	0	0	0	0
J.Bynes	1	0	1	0	0	0	0	0	0	0	0	0	0	0	0	0	0	0	0	0	0
M.Harrison	0	1	1	0	0	0	0	0	0	0	0	0	0	0	0	0	0	0	0	0	0
C.Campbell	0	1	1	0	0	0	0	0	0	0	0	0	0	0	0	0	0	0	0	0	0
G.Stone	0	1	1	0	0	0	0	0	0	0	0	0	0	0	0	0	0	0	0	0	0
J.Hill	0	0	0	0	0	0	0	0	0	0	1	0	0	0	0	0	0	0	0	0	0
J.Ross	0	0	0	0	0	0	0	0	0	0	0	1	0	0	0	0	0	0	0	0	0
R.Webb	0	0	0	0	0	0	0	0	0	0	0	1	0	0	0	0	0	0	0	0	0
M.Davis	0	0	0	0	0	0	0	0	0	0	0	0	0	0	0	0	0	0	0	0	1
Total	41	17	58	1	8	4	2	2	7	0	0	1	2	0	0	0	0	0	0	0	1



Miami Dolphins vs Baltimore Ravens
9/18/2022 at M&T Bank Stadium
First Half Summary

PERIOD SCORES

Dolphins
Ravens

0 7 = 7
7 21 = 28

TIME OF POSSESSION

Dolphins
Ravens

15:11
14:49

Scoring Plays

Team	Qtr	Time	Play Description (Extra Point) (Drive Info)	Visitor	Home
Ravens	1	14:47	D.Duvernay 103 yd. kickoff return (J.Tucker kick) (0-0, 0:13)	0	7
Dolphins	2	10:54	J.Waddle 6 yd. pass from T.Tagovailoa (J.Sanders kick) (6-94, 3:49)	7	7
Ravens	2	10:44	R.Bateman 75 yd. pass from L.Jackson (J.Tucker kick) (1-75, 0:10)	7	14
Ravens	2	4:03	M.Andrews 1 yd. pass from L.Jackson (J.Tucker kick) (6-66, 2:43)	7	21
Ravens	2	0:29	D.Robinson 12 yd. pass from L.Jackson (J.Tucker kick) (6-80, 0:51)	7	28

TOTAL FIRST DOWNS

First Downs Rushing-Passing-by Penalty

Miami Dolphins 10
Baltimore Ravens 16

2 - 8 - 0 5 - 9 - 2

THIRD DOWN EFFICIENCY

1-4-25.0% 2-4-50.0%

TOTAL NET YARDS

Total Offensive Plays

166 288

30 31

NET YARDS RUSHING

NET YARDS PASSING

Gross Yards Passing

Times thrown-yards lost attempting to pass

24 78

142 210

150 210

1-8 0-0

Pass Attempts-Completions-Had Intercepted

20 - 12 - 2 13 - 11 - 0

Punts-Number and Average

1 - 44.0 0 - 0.0

Penalties-Number and Yards

4 - 17 1 - 5

Fumbles-Number and Lost

0 - 0 1 - 0

Red Zone Efficiency

1-1-100% 2-3-67%

Average Drive Start

MIA 21 BLT 25

Miami Dolphins

Baltimore Ravens

RUSHING

	ATT	YDS	AVG	LG	TD	RUSHING	ATT	YDS	AVG	LG	TD
R.Mostert	6	19	3.2	7	0	L.Jackson	6	39	6.5	19	0
C.Edmonds	1	3	3.0	3	0	J.Hill	2	18	9.0	13	0
A.Ingold	1	1	1.0	1	0	K.Drake	3	9	3.0	6	0
T.Tagovailoa	1	1	1.0	1	0	P.Ricard	1	5	5.0	5	0
						M.Davis	5	4	0.8	3	0
						M.Andrews	1	3	3.0	3	0
Total	9	24	2.7	7	0	Total	18	78	4.3	19	0

PASSING

	ATT	CMP	YDS	SK/YD	TD	LG	IN	RT	PASSING	ATT	CMP	YDS	SK/YD	TD	LG	IN	RT
T.Tagovailoa	20	12	150	1/8	1	59	2	60.4	L.Jackson	13	11	210	0/0	3	75	0	158.3
Total	20	12	150	1/8	1	59	2	60.4	Total	13	11	210	0/0	3	75	0	158.3

PASS RECEIVING

	TAR	REC	YDS	AVG	LG	TD	PASS RECEIVING	TAR	REC	YDS	AVG	LG	TD
J.Waddle	9	5	89	17.8	59	1	R.Bateman	4	4	108	27.0	75	1
T.Hill	5	3	21	7.0	15	0	M.Andrews	5	4	52	13.0	25	1
M.Gesicki	1	1	12	12.0	12	0	I.Likely	2	2	38	19.0	34	0
T.Sherfield	1	1	12	12.0	12	0	D.Robinson	2	1	12	12.0	12	1
R.Mostert	1	1	11	11.0	11	0							
D.Smythe	1	1	5	5.0	5	0							
C.Edmonds	2	0	0	0.0	0	0							
Total	20	12	150	12.5	59	1	Total	13	11	210	19.1	75	3

Miami Dolphins

Regular Defensive Plays

Special Teams

Misc



Miami Dolphins vs Baltimore Ravens
9/18/2022 at M&T Bank Stadium

First Half Summary

	TKL	AST	COMB	SK	/ YDS	TFL	Q	IN	PD	FF	FR	TKL	AST	FF	FR	BL	TKL	AST	FF	FR	
C.Wilkins	4	1	5	0	0	0	0	0	0	0	0	0	0	0	0	0	0	0	0	0	0
D.Riley	3	1	4	0	0	0	0	0	0	0	0	0	0	0	0	0	0	0	0	0	0
Br.Jones	2	1	3	0	0	0	0	0	0	0	0	0	0	0	0	0	0	0	0	0	0
S.Eguavoen	2	1	3	0	0	0	0	0	0	0	0	0	0	0	0	0	0	0	0	0	0
Total	11	4	15	0	0	0	0	0	0	0	0	0	0	0	0	0	0	0	0	0	0

Baltimore Ravens	Regular Defensive Plays											Special Teams					Misc			
	TKL	AST	COMB	SK	/ YDS	TFL	QH	IN	PD	FF	FR	TKL	AST	FF	FR	BL	TKL	AST	FF	FR
M.Humphrey	3	2	5	0	0	0	0	0	0	0	0	0	0	0	0	0	0	0	0	0
M.Williams	2	2	4	0	0	0	0	2	2	0	0	0	0	0	0	0	0	0	0	0
C.Clark	3	0	3	0	0	0	0	0	0	0	0	0	0	0	0	0	0	0	0	0
M.Pierce	2	0	2	0	0	0	0	0	0	0	0	0	0	0	0	0	0	0	0	0
Total	10	4	14	0	0	0	0	2	2	0	0	0	0	0	0	0	0	0	0	0



Miami Dolphins vs Baltimore Ravens at M&T Bank Stadium

First Quarter

9/18/2022

Play By Play

MIA wins the coin toss and elects to defer. BLT elects to Receive, and MIA elects to defend the east goal.

J.Sanders kicks 68 yards from MIA 35 to BLT -3. D.Duvernay for 103 yards, TOUCHDOWN.

Baltimore Ravens at 15:00

J.Tucker extra point is GOOD, Center-N.Moore, Holder-J.Stout.

MIA 0 BLT 7, 0 plays, 100 yards, 0:13 drive, 0:13 elapsed

J.Tucker kicks 65 yards from BLT 35 to end zone, Touchback.

Miami Dolphins at 14:47

- 1-10-MIA 25 (14:47) R.Mostert right end pushed ob at MIA 32 for 7 yards (M.Peters; P.Queen).
- 2-3-MIA 32 (14:16) (Shotgun) T.Tagovailoa pass short left to J.Waddle to MIA 38 for 6 yards (J.Bynes). P1
- 1-10-MIA 38 (13:31) (Shotgun) T.Tagovailoa pass short middle to J.Waddle to BLT 48 for 14 yards (M.Williams). P2
- 1-10-BLT 48 (12:54) (Shotgun) R.Mostert left end to BLT 45 for 3 yards (M.Williams; M.Humphrey). end around
- 2-7-BLT 45 (12:16) (Shotgun) T.Tagovailoa pass incomplete short left to J.Waddle.
- 3-7-BLT 45 (12:10) (Shotgun) T.Tagovailoa pass short middle to M.Gesicki to BLT 33 for 12 yards (M.Williams). P3
- Timeout #1 by MIA at 11:26.
- 1-10-BLT 33 (11:26) (Shotgun) R.Mostert left end to BLT 29 for 4 yards (M.Humphrey, J.Houston).
- 2-6-BLT 29 (10:42) (Shotgun) T.Tagovailoa pass short left intended for T.Hill INTERCEPTED by M.Williams at BLT 20. M.Williams to BLT 20 for no gain (T.Hill).

Baltimore Ravens at 10:35

- 1-10-BLT 20 (10:35) (Shotgun) K.Drake right guard to BLT 23 for 3 yards (D.Riley).
- 2-7-BLT 23 (10:13) (No Huddle, Shotgun) L.Jackson pass incomplete short right to M.Andrews.
- 3-7-BLT 23 (10:08) (Shotgun) L.Jackson pass short left to R.Bateman to BLT 40 for 17 yards (N.Needham). P1
- 1-10-BLT 40 (9:21) K.Drake right end to BLT 46 for 6 yards (R.Davis; N.Needham).
- 2-4-BLT 46 (8:42) (Shotgun) M.Davis left guard to BLT 49 for 3 yards (C.Wilkins; Z.Sieler).
- 3-1-BLT 49 (7:57) (Shotgun) P.Ricard left guard to MIA 46 for 5 yards (D.Riley). R2
- 1-10-MIA 46 (7:15) L.Jackson pass short left to R.Bateman to MIA 37 for 9 yards (E.Roberts; X.Howard).
- 2-1-MIA 37 (6:40) M.Davis up the middle to MIA 37 for no gain (C.Wilkins).
- 3-1-MIA 37 (5:58) D.Faalele reported in as eligible. M.Davis right guard to MIA 37 for no gain (S.Eguavoen, E.Roberts).
- 4-1-MIA 37 (5:12) (Shotgun) Direct snap to M.Andrews. M.Andrews up the middle to MIA 34 for 3 yards (C.Wilkins). R3
- 1-10-MIA 34 (4:26) (Shotgun) PENALTY on BLT, Delay of Game, 5 yards, enforced at MIA 34 - No Play.
- 1-15-MIA 39 (4:07) (Shotgun) L.Jackson pass short left to L.Likely to MIA 35 for 4 yards (Br.Jones).
- 2-11-MIA 35 (3:28) (No Huddle, Shotgun) PENALTY on MIA, Defensive Too Many Men on Field, 5 yards, enforced at MIA 35 - No Play.
- 2-6-MIA 30 (3:03) (Shotgun) L.Jackson pass short middle to M.Andrews to MIA 14 for 16 yards (Br.Jones). P4
- Penalty on MIA-N.Needham, Defensive Holding, declined.
- 1-10-MIA 14 (2:38) K.Drake left tackle to MIA 14 for no gain (Br.Jones; R.Davis).
- 2-10-MIA 14 (1:57) L.Jackson scrambles right end pushed ob at MIA 4 for 10 yards (D.Riley). R5
- 1-4-MIA 4 (1:21) (Shotgun) K.Drake up the middle to MIA 9 for -5 yards (M.Ingram).
- PENALTY on MIA-M.Ingram, Face Mask, 2 yards, enforced at MIA 4 - No Play.
- 1-2-MIA 2 (1:10) (Shotgun) M.Davis right guard to MIA 1 for 1 yard (E.Ogbah; J.Baker). X6
- 2-1-MIA 1 (:35) (Shotgun) M.Davis right guard to MIA 1 for no gain (Z.Sieler; S.Eguavoen).

END OF QUARTER

	Score	Time Poss	First Downs					Efficiencies	
			R	P	X	T	3 Down	4 Down	
Miami Dolphins	0	4:12	0	3	0	3	1/1	0/0	
Baltimore Ravens	7	10:48	3	2	1	6	2/3	1/1	



Miami Dolphins vs Baltimore Ravens at M&T Bank Stadium

Second Quarter

9/18/2022

Play By Play

Baltimore Ravens continued.

- 3-1-MIA 1 (15:00) (Shotgun) D.Faaele reported in as eligible. L.Jackson right tackle for 1 yard, TOUCHDOWN. The Replay Official reviewed the runner broke the plane ruling, and the play was REVERSED.
- 4-1-MIA 1 (14:47) D.Faaele reported in as eligible. L.Jackson right tackle to MIA 1 for no gain (S.Eguavoen). (14:47) D.Faaele reported in as eligible. L.Jackson FUMBLES (Aborted) at MIA 1, recovered by BLT-M.Davis at MIA 6.

Miami Dolphins at 14:43

- 1-10-MIA 6 (14:43) R.Mostert left end to MIA 3 for -3 yards (B.Washington, M.Harrison). BLT-S.Means was injured during the play.
- 2-13-MIA 03 (14:14) (Shotgun) T.Tagovailoa pass deep middle to J.Waddle pushed ob at BLT 38 for 59 yards (C.Clark). P4
- 1-10-BLT 38 (13:10) (Shotgun) T.Tagovailoa pass short left to T.Hill to BLT 23 for 15 yards (C.Clark). P5
- 1-10-BLT 23 (12:24) T.Tagovailoa pass short middle to T.Sherfield to BLT 11 for 12 yards (M.Williams; M.Humphrey). P6
- Timeout #2 by MIA at 11:45.
- 1-10-BLT 11 (11:45) T.Tagovailoa pass short left to D.Smythe to BLT 6 for 5 yards (M.Humphrey).
- 2-5-BLT 6 (10:58) (Shotgun) T.Tagovailoa pass short left to J.Waddle for 6 yards, TOUCHDOWN. P7
- J.Sanders extra point is GOOD, Center-B.Ferguson, Holder-T.Morstead.

MIA 7 BLT 7, 6 plays, 94 yards, 3:49 drive, 4:06 elapsed

J.Sanders kicks 65 yards from MIA 35 to end zone, Touchback.

Baltimore Ravens at 10:54

- 1-10-BLT 25 (10:54) (Shotgun) L.Jackson pass short middle to R.Bateman for 75 yards, TOUCHDOWN. P7
- J.Tucker extra point is GOOD, Center-N.Moore, Holder-J.Stout.

MIA 7 BLT 14, 1 plays, 75 yards, 0:10 drive, 4:16 elapsed

J.Tucker kicks 65 yards from BLT 35 to end zone, Touchback.

Miami Dolphins at 10:44

- 1-10-MIA 25 (10:44) T.Tagovailoa pass short left to T.Hill to MIA 30 for 5 yards (K.Hamilton).
- 2-5-MIA 30 (10:03) C.Edmonds left tackle to MIA 33 for 3 yards (M.Pierce, C.Campbell).
- 3-2-MIA 33 (9:18) (Shotgun) T.Tagovailoa pass short left to T.Hill to MIA 34 for 1 yard (Da.Williams).
- 4-1-MIA 34 (8:32) (Shotgun) Direct snap to A.Ingold. A.Ingold up the middle to MIA 35 for 1 yard (C.Clark). R8
- 1-10-MIA 35 (7:48) (Shotgun) T.Tagovailoa pass incomplete short left to C.Edmonds.
- 2-10-MIA 35 (7:45) (Shotgun) T.Tagovailoa sacked at MIA 27 for -8 yards (J.Houston).
- 3-18-MIA 27 (7:03) (Shotgun) T.Tagovailoa pass incomplete short right to C.Edmonds (K.Hamilton).
- Penalty on MIA-R.Hunt, Ineligible Downfield Pass, declined.
- 4-18-MIA 27 (6:57) T.Morstead punts 44 yards to BLT 29, Center-B.Ferguson, D.Duvernay to BLT 34 for 5 yards (A.Van Ginckel).

Baltimore Ravens at 6:46

- 1-10-BLT 34 (6:46) (Shotgun) L.Jackson right tackle to BLT 38 for 4 yards (C.Wilkins).
- 2-6-BLT 38 (6:13) (No Huddle, Shotgun) L.Jackson pass short left to R.Bateman pushed ob at BLT 45 for 7 yards (X.Howard). P8
- 1-10-BLT 45 (5:37) (Shotgun) J.Hill right tackle to 50 for 5 yards (E.Ogbah, D.Riley).
- 2-5-50 (4:53) (Shotgun) L.Jackson scrambles right end to MIA 31 for 19 yards (C.Wilkins). R9
- PENALTY on MIA-X.Howard, Defensive Holding, 5 yards, enforced at MIA 31. X10
- 1-10-MIA 26 (4:23) (Shotgun) L.Jackson pass deep middle to M.Andrews for 26 yards, TOUCHDOWN. P11
- The Replay Official reviewed the runner broke the plane ruling, and the play was REVERSED.
- (Shotgun) L.Jackson pass deep middle to M.Andrews to MIA 1 for 25 yards (K.Crossen).
- 1-1-MIA 1 (4:07) D.Faaele reported in as eligible. L.Jackson pass short left to M.Andrews for 1 yard, TOUCHDOWN. P12
- J.Tucker extra point is GOOD, Center-N.Moore, Holder-J.Stout.

MIA 7 BLT 21, 6 plays, 66 yards, 1 penalty, 2:43 drive, 10:57 elapsed

J.Tucker kicks 65 yards from BLT 35 to end zone, Touchback.

Miami Dolphins at 4:03

- 1-10-MIA 25 (4:03) T.Tagovailoa pass incomplete short left to T.Hill.
- 2-10-MIA 25 (3:56) (Shotgun) T.Tagovailoa pass short middle to R.Mostert to MIA 36 for 11 yards (J.Armour-Davis). P9
- 1-10-MIA 36 (3:16) R.Mostert left guard to MIA 41 for 5 yards (M.Pierce).
- 2-5-MIA 41 (2:38) (Shotgun) T.Tagovailoa pass incomplete short right to J.Waddle (J.Armour-Davis).
- 3-5-MIA 41 (2:32) (Shotgun) T.Tagovailoa pass short left to J.Waddle to MIA 45 for 4 yards (M.Humphrey).
- Miami challenged the short of the line to gain ruling, and the play was Upheld. The ruling on the field stands. (Timeout #3).

Two-Minute Warning

- 4-1-MIA 45 (2:00) T.Tagovailoa up the middle to MIA 46 for 1 yard (J.Madubuike). R10



Miami Dolphins vs Baltimore Ravens at M&T Bank Stadium

<u>1-10-MIA 46</u>	(1:31) T.Tagovailoa pass incomplete short right to J.Waddle.	
2-10-MIA 46	(1:25) (Shotgun) T.Tagovailoa pass incomplete deep left to J.Waddle. The Replay Official reviewed the incomplete pass ruling, and the play was REVERSED. (Shotgun) T.Tagovailoa pass deep left intended for J.Waddle INTERCEPTED by M.Williams at BLT 20. M.Williams pushed ob at BLT 20 for no gain (J.Waddle).	
Baltimore Ravens at 1:20		
1-10-BLT 20	(1:20) L.Jackson up the middle to BLT 26 for 6 yards (J.Baker).	
2-4-BLT 26	(1:01) (No Huddle, Shotgun) L.Jackson pass deep right to L.Likely to MIA 40 for 34 yards (J.Holland).	P13
<u>1-10-MIA 40</u>	(:52) (No Huddle, Shotgun) J.Hill left end pushed ob at MIA 27 for 13 yards (X.Howard).	R14
<u>1-10-MIA 27</u>	(:46) (Shotgun) L.Jackson pass incomplete deep right to D.Duvernay. <i>PENALTY on MIA-M.Ingram, Defensive Offside, 5 yards, enforced at MIA 27 - No Play.</i>	
1-5-MIA 22	(:43) (Shotgun) L.Jackson pass short middle to M.Andrews to MIA 12 for 10 yards (E.Rowe). Timeout #1 by BLT at 00:38.	P15
<u>1-10-MIA 12</u>	(:38) (Shotgun) L.Jackson pass incomplete short right to D.Robinson.	
2-10-MIA 12	(:33) (Shotgun) L.Jackson pass short middle to D.Robinson for 12 yards, TOUCHDOWN. J.Tucker extra point is GOOD. Center-N.Moore, Holder-J.Stout.	P16

MIA 7 BLT 28, 6 plays, 80 yards, 1 penalty, 0:51 drive, 14:31 elapsed

J.Tucker kicks 65 yards from BLT 35 to end zone, Touchback.

Miami Dolphins at 0:29, (1st play from scrimmage 0:28)

1-10-MIA 25 (:28) R.Mostert left end to MIA 28 for 3 yards (K.Hamilton; J.Madubuike).

END OF QUARTER

	Score	Time Poss	First Downs				Efficiencies	
			R	P	X	T	3 Down	4 Down
Miami Dolphins	7	10:59	2	5	0	7	0/3	2/2
Baltimore Ravens	28	4:01	2	7	1	10	0/1	0/1



Miami Dolphins vs Baltimore Ravens at M&T Bank Stadium

Third Quarter

9/18/2022

Play By Play

MIA elects to Receive, and BLT elects to defend the West goal.

J.Tucker kicks 65 yards from BLT 35 to end zone, Touchback.

Miami Dolphins at 15:00

1-10-MIA 25	(15:00) (Shotgun) T.Tagovailoa pass short middle to T.Hill pushed ob at MIA 28 for 3 yards (M.Williams).	
2-7-MIA 28	(14:29) R.Mostert left guard to MIA 39 for 11 yards (M.Williams; K.Hamilton).	R11
<u>1-10-MIA 39</u>	(13:51) (Shotgun) T.Tagovailoa pass short left to R.Mostert to BLT 48 for 13 yards (M.Williams).	P12
<u>1-10-BLT 48</u>	(13:07) R.Mostert right end to BLT 39 for 9 yards (M.Humphrey; K.Hamilton).	
2-1-BLT 39	(12:22) C.Edmonds right tackle to BLT 35 for 4 yards (O.Oweh).	R13
<u>1-10-BLT 35</u>	(11:44) C.Edmonds left end to BLT 39 for -4 yards (O.Oweh).	
2-14-BLT 39	(10:59) (Shotgun) T.Tagovailoa pass short left to T.Hill to BLT 24 for 15 yards (M.Peters).	
	<i>PENALTY on MIA-C.Williams, Illegal Block Above the Waist, 10 yards, enforced at BLT 39 - No Play.</i>	
2-24-BLT 49	(10:28) (Shotgun) T.Tagovailoa pass short middle to T.Hill to BLT 35 for 14 yards (Da.Williams).	
3-10-BLT 35	(9:46) (Shotgun) T.Tagovailoa pass short right to J.Waddle ran ob at BLT 24 for 11 yards.	P14
	<i>Penalty on BLT-O.Oweh, Defensive Offside, declined.</i>	
<u>1-10-BLT 24</u>	(9:22) (Shotgun) T.Tagovailoa pass short left to A.Ingold pushed ob at BLT 11 for 13 yards (C.Clark).	P15
<u>1-10-BLT 11</u>	(8:44) (Shotgun) T.Tagovailoa pass short right to T.Sherfield to BLT 14 for -3 yards (J.Armour-Davis).	
2-13-BLT 14	(8:01) (Shotgun) T.Tagovailoa pass incomplete short middle to J.Waddle.	
3-13-BLT 14	(7:57) (Shotgun) T.Tagovailoa pass short middle to M.Gesicki for 14 yards, TOUCHDOWN.	P16
	J.Sanders extra point is GOOD, Center-B.Ferguson, Holder-T.Morstead.	

MIA 14 BLT 28, 12 plays, 75 yards, 7:08 drive, 7:08 elapsed

J.Sanders kicks 65 yards from MIA 35 to end zone, Touchback.

Baltimore Ravens at 7:52

1-10-BLT 25	(7:52) (Shotgun) L.Jackson pass incomplete short left to R.Bateman.	
2-10-BLT 25	(7:48) (Shotgun) L.Jackson pass short right to L.Likely pushed ob at BLT 28 for 3 yards (K.Kohou).	
3-7-BLT 28	(7:15) (Shotgun) L.Jackson pass short right to M.Andrews to BLT 34 for 6 yards (E.Rowe).	
4-1-BLT 34	(6:29) J.Stout punts 45 yards to MIA 21, Center-N.Moore. J.Holland to MIA 29 for 8 yards (J.Hill).	

Miami Dolphins at 6:20

1-10-MIA 29	(6:20) (Shotgun) R.Mostert up the middle to MIA 36 for 7 yards (P.Queen).	
2-3-MIA 36	(5:42) R.Mostert left guard to MIA 37 for 1 yard (M.Humphrey).	
3-2-MIA 37	(4:57) (Shotgun) T.Tagovailoa pass short middle to T.Hill to MIA 47 for 10 yards (M.Williams).	P17
<u>1-10-MIA 47</u>	(4:14) (Shotgun) T.Tagovailoa pass short right to R.Mostert to BLT 49 for 4 yards (P.Queen).	
2-6-BLT 49	(3:27) (Shotgun) T.Tagovailoa scrambles up the middle to BLT 44 for 5 yards (M.Harrison).	
	<i>PENALTY on MIA-C.Edmonds, Tripping, 10 yards, enforced at BLT 49 - No Play.</i>	
2-16-MIA 41	(3:02) (Shotgun) T.Tagovailoa pass short middle to C.Edmonds to MIA 49 for 8 yards (P.Queen).	
3-8-MIA 49	(2:16) (Shotgun) T.Tagovailoa pass incomplete short left to J.Waddle (M.Peters) [J.Madubuike].	
4-8-MIA 49	(2:11) T.Morstead punts 38 yards to BLT 13, Center-B.Ferguson, downed by MIA-B.Ferguson.	

Baltimore Ravens at 2:01

1-10-BLT 13	(2:01) L.Jackson pass short left to M.Andrews to BLT 22 for 9 yards (E.Rowe).	
2-1-BLT 22	(1:23) (Shotgun) K.Drake right guard to BLT 21 for -1 yards (C.Wilkins).	
3-2-BLT 21	(:38) (Shotgun) L.Jackson right guard for 79 yards, TOUCHDOWN. Jackson sets record for 100-yd, rushing games by QB.	R17
	J.Tucker extra point is GOOD, Center-N.Moore, Holder-J.Stout.	

MIA 14 BLT 35, 3 plays, 87 yards, 1:35 drive, 14:34 elapsed

J.Tucker kicks 65 yards from BLT 35 to end zone, Touchback.

Miami Dolphins at 0:26

1-10-MIA 25	(:26) (Shotgun) T.Tagovailoa pass deep middle to J.Waddle to BLT 42 for 33 yards (J.Armour-Davis; G.Stone).	P18
-------------	---	-----

END OF QUARTER

	Score	Time Poss	First Downs				Efficiencies	
			R	P	X	T	3 Down	4 Down
Miami Dolphins	14	11:53	2	6	0	8	3/4	0/0
Baltimore Ravens	35	3:07	1	0	0	1	1/2	0/0



Miami Dolphins vs Baltimore Ravens at M&T Bank Stadium

Fourth Quarter

9/18/2022

Play By Play

Miami Dolphins continued.

<u>1-10-BLT 42</u>	(15:00) T.Tagovailoa pass short middle to J.Waddle to BLT 30 for 12 yards (Da.Williams). Timeout #1 by MIA at 14:14.	P19
<u>1-10-BLT 30</u>	(14:14) (Shotgun) R.Mostert up the middle to BLT 26 for 4 yards (O.Oweh).	
2-6-BLT 26	(13:35) T.Tagovailoa pass short left to J.Waddle pushed ob at BLT 10 for 16 yards (M.Peters).	P20
<u>1-10-BLT 10</u>	(13:00) (Shotgun) T.Tagovailoa pass short left to M.Gesicki pushed ob at BLT 2 for 8 yards (P.Queen).	
2-2-BLT 02	(12:22) (Shotgun) T.Tagovailoa pass incomplete short middle to R.Cracraft (Da.Williams).	
3-2-BLT 02	(12:18) (Shotgun) T.Tagovailoa pass short middle to R.Cracraft for 2 yards, TOUCHDOWN. J.Sanders extra point is GOOD, Center-B.Ferguson, Holder-T.Morstead.	P21

MIA 21 BLT 35, 7 plays, 75 yards, 3:14 drive, 2:48 elapsed

J.Sanders kicks 65 yards from MIA 35 to end zone, Touchback.

Baltimore Ravens at 12:12

1-10-BLT 25	(12:12) L.Jackson pass deep middle to D.Duverny to MIA 49 for 26 yards (E.Roberts).	P18
<u>1-10-MIA 49</u>	(11:24) (Shotgun) L.Jackson pass short left to M.Andrews to MIA 43 for 6 yards (E.Rowe).	
2-4-MIA 43	(10:37) K.Drake left end pushed ob at MIA 42 for 1 yard (J.Phillips).	
3-3-MIA 42	(10:04) (No Huddle, Shotgun) L.Jackson right guard to MIA 40 for 2 yards (Z.Sieler; C.Wilkins).	
4-1-MIA 40	(9:16) (Shotgun) D.Faalele reported in as eligible. L.Jackson left end to MIA 41 for -1 yards (E.Roberts, T.Flowers).	

Miami Dolphins at 9:11

1-10-MIA 41	(9:11) T.Tagovailoa pass short left to M.Gesicki pushed ob at MIA 48 for 7 yards (J.Houston).	
2-3-MIA 48	(8:34) (Shotgun) T.Tagovailoa pass short right to T.Hill pushed ob at BLT 48 for 4 yards (M.Peters).	P22
<u>1-10-BLT 48</u>	(8:02) (Shotgun) T.Tagovailoa pass incomplete short middle to C.Wilson.	
2-10-BLT 48	(7:59) (Shotgun) T.Tagovailoa pass incomplete short middle to J.Waddle.	
3-10-BLT 48	(7:54) (Shotgun) T.Tagovailoa pass deep middle to T.Hill for 48 yards, TOUCHDOWN. J.Sanders extra point is GOOD, Center-B.Ferguson, Holder-T.Morstead.	P23

MIA 38 BLT 35, 5 plays, 59 yards, 1:24 drive, 7:13 elapsed

J.Sanders kicks 65 yards from MIA 35 to end zone, Touchback.

Baltimore Ravens at 7:47

1-10-BLT 25	(7:47) (Shotgun) L.Jackson pass incomplete deep middle to L.Likely. <i>PENALTY on MIA-K.Kohou, Defensive Holding, 5 yards, enforced at BLT 25 - No Play.</i>	X19
<u>1-10-BLT 30</u>	(7:42) (Shotgun) J.Hill right end to BLT 28 for -2 yards (C.Wilkins, M.Ingram).	
2-12-BLT 28	(7:05) (Shotgun) L.Jackson pass incomplete short left to R.Bateman (X.Howard).	
3-12-BLT 28	(7:02) (Shotgun) L.Jackson pass incomplete deep middle to L.Likely.	
4-12-BLT 28	(6:54) J.Stout punts 36 yards to MIA 36, Center-N.Moore, out of bounds.	

Miami Dolphins at 6:46

1-10-MIA 36	(6:46) (Shotgun) C.Edmonds left guard to MIA 38 for 2 yards (B.Washington).	
2-8-MIA 38	(6:11) T.Tagovailoa pass short middle to A.Ingold to MIA 40 for 2 yards (C.Clark).	
3-6-MIA 40	(5:27) (Shotgun) T.Tagovailoa pass deep left to T.Hill for 60 yards, TOUCHDOWN. J.Sanders extra point is GOOD, Center-B.Ferguson, Holder-T.Morstead.	P24

MIA 38 BLT 35, 3 plays, 64 yards, 1:27 drive, 9:41 elapsed

J.Sanders kicks 65 yards from MIA 35 to end zone, Touchback.

Baltimore Ravens at 5:19

1-10-BLT 25	(5:19) (Shotgun) L.Jackson pass short right to M.Andrews to BLT 41 for 16 yards (E.Rowe).	P20
<u>1-10-BLT 41</u>	(4:29) (Shotgun) L.Jackson pass incomplete short left to L.Likely. <i>PENALTY on MIA-Br.Jones, Defensive Pass Interference, 9 yards, enforced at BLT 41 - No Play.</i>	X21
<u>1-10-50</u>	(4:23) (Shotgun) L.Jackson pass short middle to D.Duverny to MIA 34 for 16 yards (J.Holland).	P22
<u>1-10-MIA 34</u>	(3:58) (Shotgun) K.Drake left tackle to MIA 35 for -1 yards (M.Ingram).	
2-11-MIA 35	(3:13) (Shotgun) L.Jackson pass short right to L.Likely to MIA 33 for 2 yards (Br.Jones; X.Howard).	
3-9-MIA 33	(2:28) (Shotgun) L.Jackson pass incomplete deep middle to M.Andrews.	
4-9-MIA 33	(2:23) J.Tucker 51 yard field goal is GOOD, Center-N.Moore, Holder-J.Stout. <i>Penalty on MIA-J.Bethel, Defensive Offside, declined.</i>	



Miami Dolphins vs Baltimore Ravens at M&T Bank Stadium
MIA 35 BLT 38, 6 plays, 42 yards, 1 penalty, 3:01 drive, 12:42 elapsed

J.Tucker kicks 51 yards from BLT 35 to MIA 14. D.Smythe to MIA 32 for 18 yards (J.Ross; R.Webb).

Miami Dolphins at 2:18, (1st play from scrimmage 2:12)

1-10-MIA 32 (2:12) (Shotgun) T.Tagovailoa pass short right to J.Waddle to MIA 35 for 3 yards (M.Peters).

Two-Minute Warning

2-7-MIA 35 (2:00) (Shotgun) T.Tagovailoa pass short middle to T.Hill to BLT 44 for 21 yards (M.Williams). P25

1-10-BLT 44 (1:34) (No Huddle, Shotgun) T.Tagovailoa pass short middle to T.Hill to BLT 35 for 9 yards (C.Clark).

2-1-BLT 35 (:46) (Shotgun) C.Edmonds up the middle to BLT 7 for 28 yards (M.Williams). R26

Timeout #2 by MIA at 00:24.

1-7-BLT 7 (:24) (Shotgun) T.Tagovailoa pass incomplete short middle to J.Waddle (Da.Williams). BLT-Da.Williams was injured during the play.

Timeout #1 by BLT at 00:21.

2-7-BLT 7 (:19) (Shotgun) T.Tagovailoa pass short middle to J.Waddle for 7 yards, **TOUCHDOWN**. P27

J.Sanders extra point is GOOD, Center-B.Ferguson, Holder-T.Morstead.

MIA 42 BLT 38, 6 plays, 68 yards, 2:04 drive, 14:46 elapsed

J.Sanders kicks 65 yards from MIA 35 to end zone, Touchback.

Baltimore Ravens at 0:14

1-10-BLT 25 (:14) L.Jackson pass short middle to M.Andrews to BLT 40 for 15 yards (E.Rowe). P23

Timeout #2 by BLT at 00:09.

1-10-BLT 40 (:09) (Shotgun) L.Jackson pass incomplete short middle to T.Wallace (M.Ingram).

2-10-BLT 40 (:08) (Shotgun) L.Jackson pass short middle to T.Wallace to BLT 49 for 9 yards (K.Kohou).

Timeout #3 by BLT at 00:04.

3-1-BLT 49 (:04) (Shotgun) L.Jackson pass incomplete deep left to R.Bateman.

END OF QUARTER

		Time	First Downs				Efficiencies	
	Score	Poss	R	P	X	T	3 Down	4 Down
Miami Dolphins	42	7:43	1	8	0	9	3/3	0/0
Baltimore Ravens	38	7:17	0	4	2	6	0/4	0/1



Miscellaneous Statistics Report

Miami Dolphins vs Baltimore Ravens
9/18/2022 at M&T Bank Stadium

Ten Longest Plays for Miami Dolphins

Yards	Qtr	Play Start	Play Description
60	4	3-6-MIA 40	(5:27) (Shotgun) T.Tagovailoa pass deep left to T.Hill for 60 yards, TOUCHDOWN.
59	2	2-13-MIA 03	(14:14) (Shotgun) T.Tagovailoa pass deep middle to J.Waddle pushed ob at BLT 38 for 59 yards (C.Clark).
48	4	3-10-BLT 48	(7:54) (Shotgun) T.Tagovailoa pass deep middle to T.Hill for 48 yards, TOUCHDOWN.
33	3	1-10-MIA 25	(:26) (Shotgun) T.Tagovailoa pass deep middle to J.Waddle to BLT 42 for 33 yards (J.Armour-Davis; G.Stone).
28	4	2-1-BLT 35	(:46) (Shotgun) C.Edmonds up the middle to BLT 7 for 28 yards (M.Williams).
21	4	2-7-MIA 35	(2:00) (Shotgun) T.Tagovailoa pass short middle to T.Hill to BLT 44 for 21 yards (M.Williams).
16	4	2-6-BLT 26	(13:35) T.Tagovailoa pass short left to J.Waddle pushed ob at BLT 10 for 16 yards (M.Peters).
15	2	1-10-BLT 38	(13:10) (Shotgun) T.Tagovailoa pass short left to T.Hill to BLT 23 for 15 yards (C.Clark).
14	1	1-10-MIA 38	(13:31) (Shotgun) T.Tagovailoa pass short middle to J.Waddle to BLT 48 for 14 yards (M.Williams).
14	3	2-24-BLT 49	(10:28) (Shotgun) T.Tagovailoa pass short middle to T.Hill to BLT 35 for 14 yards (Da.Williams).

Ten Longest Plays for Baltimore Ravens

Yards	Qtr	Play Start	Play Description
79	3	3-2-BLT 21	(:38) (Shotgun) L.Jackson right guard for 79 yards, TOUCHDOWN. Jackson sets record for 100-yd, rushing games by QB.
75	2	1-10-BLT 25	(10:54) (Shotgun) L.Jackson pass short middle to R.Bateman for 75 yards, TOUCHDOWN.
34	2	2-4-BLT 26	(1:01) (No Huddle, Shotgun) L.Jackson pass deep right to I.Likely to MIA 40 for 34 yards (J.Holland).
26	4	1-10-BLT 35	(12:12) L.Jackson pass deep middle to D.Duvernay to MIA 49 for 26 yards (E.Roberts).
25	2	1-10-MIA 26	(4:23) (Shotgun) L.Jackson pass deep middle to M.Andrews for 26 yards, TOUCHDOWN.
24	2	2-5-50	(4:53) (Shotgun) L.Jackson scrambles right end to MIA 31 for 19 yards (C.Wilkins).
17	1	3-7-BLT 23	(10:08) (Shotgun) L.Jackson pass short left to R.Bateman to BLT 40 for 17 yards (N.Needham).
16	1	2-6-MIA 30	(3:03) (Shotgun) L.Jackson pass short middle to M.Andrews to MIA 14 for 16 yards (Br.Jones).
16	4	1-10-BLT 25	(5:19) (Shotgun) L.Jackson pass short right to M.Andrews to BLT 41 for 16 yards (E.Rowe).
16	4	1-10-50	(4:23) (Shotgun) L.Jackson pass short middle to D.Duvernay to MIA 34 for 16 yards (J.Holland).

Touchdown Scoring Information

	Offense	Defense	Special Teams
VISITOR Miami Dolphins	6	0	0
HOME Baltimore Ravens	4	0	1

Player Scoring Information

Club	Player	TD	Rush TD	Rec TD	KO TD	Punt TD	Int TD	Fum TD	Misc TD	FG	XP	2Pt Rush	2Pt Rec	Sfty	Points
MIA	T.Hill	0	0	2	0	0	0	0	0	0	0	0	0	0	12
MIA	J.Waddle	0	0	2	0	0	0	0	0	0	0	0	0	0	12
MIA	M.Gesicki	0	0	1	0	0	0	0	0	0	0	0	0	0	6
MIA	R.Cracraft	0	0	1	0	0	0	0	0	0	0	0	0	0	6
MIA	J.Sanders	0	0	0	0	0	0	0	0	0	0	6	0	0	6
BLT	J.Tucker	0	0	0	0	0	0	0	0	1	5	0	0	0	8
BLT	L.Jackson	0	1	0	0	0	0	0	0	0	0	0	0	0	6
BLT	M.Andrews	0	0	1	0	0	0	0	0	0	0	0	0	0	6
BLT	R.Bateman	0	0	1	0	0	0	0	0	0	0	0	0	0	6
BLT	D.Robinson	0	0	1	0	0	0	0	0	0	0	0	0	0	6
BLT	D.Duvernay	0	0	0	1	0	0	0	0	0	0	0	0	0	6

Possession Detail

	First Half		Second Half		Game	
	Visitor	Home	Visitor	Home	Visitor	Home
Largest Lead	0	21	4	21	4	21
Drives Leading	0	4	0	4	0	8
Time of Possession Leading	0:00	14:39	0:00	7:09	0:00	21:48
Largest Deficit	-21	0	-21	-4	-21	-4
Drives Trailing	5	0	6	1	11	1
Time of Possession Trailing	15:11	0:00	19:36	0:14	34:47	0:14
Times Score Tied Up		1		1		2
Lead Changes		2		2		4



Playtime Percentage

Percent of playtime per player on offense, defense and special teams (Unofficial)

Miami Dolphins					Baltimore Ravens								
		Offense	Defense	Special Teams		Offense	Defense	Special Teams					
G Little	T	71	100%	6	20%	B Powers	G	59	100%	6	20%		
L Eichenberg	T	71	100%	6	20%	K Zeitler	G	59	100%	6	20%		
R Hunt	G	71	100%	6	20%	M Moses	T	59	100%	6	20%		
C Williams	G	71	100%			P Mekari	G	59	100%	5	17%		
T Armstead	T	71	100%			T Linderbaum	C	59	100%				
T Tagovailoa	QB	71	100%			L Jackson	QB	59	100%				
J Waddle	WR	57	80%			M Andrews	TE	49	83%				
T Hill	WR	54	76%			P Ricard	FB	38	64%	7	23%		
M Gesicki	TE	44	62%			R Bateman	WR	36	61%				
R Mostert	RB	39	55%	7	23%	D Duvernay	WR	32	54%	8	27%		
C Edmonds	RB	36	51%			J Oliver	TE	28	47%	6	20%		
D Smythe	TE	35	49%	16	53%	D Robinson	WR	23	39%				
A Ingold	FB	26	37%	9	30%	J Hill	RB	21	36%	18	60%		
T Sherfield	WR	25	35%	18	60%	I Likely	TE	21	36%				
C Wilson	WR	22	31%			M Davis	RB	18	31%				
R Cracraft	WR	16	23%			K Drake	RB	15	25%	1	3%		
T Conner	WR	1	1%	15	50%	T Wallace	WR	9	15%	15	50%		
J Holland	FS		59	100%	9	30%	D Faalele	T	5	8%	6	20%	
J Baker	LB		59	100%	6	20%	C Clark	SS		71	100%	6	20%
X Howard	CB		52	88%			M Williams	FS		71	100%		
Z Sieler	DT		46	78%	13	43%	P Queen	LB		71	100%		
C Wilkins	DT		45	76%	13	43%	O Oweh	LB		58	82%		
J Phillips	LB		45	76%	1	3%	M Humphrey	CB		56	79%	1	3%
E Roberts	LB		40	68%	8	27%	J Houston	LB		49	69%		
B Jones	SS		38	64%	6	20%	C Campbell	DE		45	63%	12	40%
E Ogbah	DE		36	61%	7	23%	M Peters	CB		44	62%		
E Rowe	SS		35	59%			K Hamilton	DB		38	54%	18	60%
R Davis	NT		32	54%	7	23%	J Armour-Davis	DB		38	54%	12	40%
M Ingram	LB		32	54%			D Williams	DB		37	52%	13	43%
D Riley	LB		31	53%	24	80%	J Bynes	LB		37	52%		
N Needham	CB		26	44%			J Madubuike	DT		36	51%		
K Kohou	DB		25	42%			B Washington	DT		35	49%	7	23%
K Crossen	CB		20	34%	17	57%	M Pierce	NT		35	49%		
J Jenkins	NT		14	24%			M Harrison	LB		24	34%	22	73%
T Flowers	LB		8	14%			B Urban	DE		22	31%	8	27%
S Eguavoen	LB		7	12%	17	57%	G Stone	SS		8	11%	24	80%
J Bethel	FS				24	80%	D Worley	CB		5	7%	4	13%
E Campbell	CB		22	73%			S Means	LB		1	1%		
A Van Ginkel	LB		17	57%			D Phillips	LB				24	80%
J Sanders	K				13	43%	K Welch	LB				24	80%
B Ferguson	LS				8	27%	J Ross	LB				18	60%
S Ahmed	RB				8	27%	R Webb	WR				18	60%
T Morstead	P				8	27%	J Tucker	K				13	43%
N Igbinoghene	CB				7	23%	J Stout	P				8	27%
M Deiter	C				6	20%	N Moore	LS				8	27%
R Jones	G				6	20%	B Cleveland	G				6	20%



BIOS



STEPHEN ROSS

CHAIRMAN OF THE BOARD / MANAGING GENERAL PARTNER
COLLEGE: MICHIGAN
NFL: 15TH SEASON
DOLPHINS: 15TH SEASON

Stephen M. Ross, Chairman and Founder of Related Companies, the most prominent privately-owned real estate firm in the United States, first invested in the Miami Dolphins in February 2008, and in 2009, assumed the responsibilities of managing general partner of both the Miami Dolphins and Hard Rock Stadium. The role is the culmination of one of his long-held dreams -- Ross grew up in South Florida and the Dolphins have been a lifetime passion for him.

Throughout the Dolphins organization, Ross' ethos of building a first-class team on and off the field is etched deep. His \$730 million investment in Hard Rock Stadium and its surrounding properties has transformed the iconic venue into a global entertainment destination that showcases the best Miami has to offer. From world-class fare to arts, culture and luxury hospitality, Hard Rock Stadium now delivers an elevated guest experience that is unparalleled in professional sports. As a result of the privately-funded renovation, Hard Rock Stadium attracted and secured Super Bowl LIV – which coincided with the 100th season of the NFL – the 2021 College Football Playoff National Championship, Formula 1 Crypto.com Miami Grand Prix, 2026 FIFA World Cup, major concerts, international soccer matches and a host of world-class events.

On the football side, Ross has demonstrated a steadfast commitment to provide coaches, support staff and players the necessary resources to build a winning team that will compete consistently for championships. He invested \$135 million into the state-of-the-art Baptist Health Training Complex, which opened in July 2021. Completed by Moss Construction with interior design by Rockwell Group and architecture by ROSSETTI, the 217,200 square-foot best-in-class venue was meticulously planned to create a contemporary, welcoming training environment for coaches, players, and staff. It includes a 92,200 square foot indoor field, two full natural grass outdoor fields, a two-story weight room with a cardio deck, a state-of-the-art hydrotherapy area, cryotherapy and isolation tanks and much more.

Ross, as a sports entrepreneur, is known for his attention to detail and thinking outside the box. He is responsible for orchestrating El Clásico Miami – the first-ever match between archrivals FC Barcelona and Real Madrid C.F. in North America – which stands as the highest revenue grossing soccer match in U.S. history. When the Miami Open tennis tournament began to explore leaving its long-time home in Key Biscayne, Florida, Ross stepped in to propose hosting the tournament at Hard Rock Stadium, building a custom tennis complex that is now considered one of the best in professional tennis in terms of guest experience and player amenities.

In April 2021, Ross became the Chairman and Owner of the Formula 1 Miami Grand Prix. The circuit is 5.41km, has 19 corners, 3 straights and potential for 3 DRS zones with an estimated top speed of 320km/h. Hard Rock Stadium sits at the heart of the circuit. Ross and Managing Partner of the Formula 1 Miami Grand Prix, Vice Chairman and CEO Tom Garfinkel worked with specialist designers to create a racetrack that will provide great racing and unique fan experiences that are reflective of the diverse and dynamic nature of Miami.

Ross is deeply committed to supporting and uniting the community that supports the Dolphins. Under his stewardship, the Dolphins have raised more than \$53.8 million for local cancer research through the Dolphins Challenge Cancer. In June 2020, Ross and the Miami Dolphins Foundation announced a year-long Food Relief Program with a \$3 million investment and an additional \$1 million from the Lennar Foundation. The initiative provided 1,000 meals each day from Centerplate and minority owned restaurants to local churches, community groups and those in need during the pandemic.

In August 2019, Ross was inducted into the National Football Foundation Leadership Hall of Fame. The prestigious award recognizes the country's most influential individuals who have ascended to the highest levels of success and exhibited the critical leadership qualities that transcend ordinary enterprises.

Furthermore, Ross has used his platform to harness the unifying power of sport to advance race relations across the country through the establishment of the nonprofit Ross Initiative in Sports for Equality (RISE). The organization's efforts have been so impactful that RISE was recognized in 2017 by ESPN's Humanitarian Awards with the Stuart Scott ENSPIRE Award. The award celebrates those who have taken risk and used an innovative approach to help the disadvantaged through the power of sports. Ross' efforts through RISE were honored as they personify the ethos of fairness, ethics, respect and fellowship with others. This also connects

to Ross' vision of the Dolphins' FOOTBALL UNITES™ program to effectuate positive social change. Under his leadership, the Dolphins organization actively embraces the diversity and intersections that make up South Florida, working with groups to improve relationships and foster understanding. In February 2020, the Miami Dolphins were honored by the Fritz Pollard Alliance with the Paul J. Tagliabue Award for their leadership in advancing diversity. Ross was among Sports Business Journal's Leaders in Diversity and Inclusive Hiring honorees in March 2021.

In May 2013, Ross pledged to give more than half of his estate to philanthropic causes and charitable organizations, including South Florida-based institutions. The commitment was made through the Giving Pledge, a long-term global initiative that aims to inspire deeper engagement in philanthropy and increase charitable giving globally.

Ross graduated from the University of Michigan with a Bachelor of Business Administration degree and from Wayne State University Law School with a Juris Doctor degree. He later received a Master of Laws in Taxation from New York University School of Law. In 2004, the University of Michigan renamed its business school the Stephen M. Ross School of Business at the University of Michigan and in 2011, the school awarded him an honorary Doctor of Laws degree at its commencement.



Chris Grier is the general manager of the Miami Dolphins, a title he's held since 2016, and oversees all football operations for the club. The 2022 campaign marks his 23rd season with the franchise, rising from area scout to national scout, director of college scouting and general manager during that time.

Beginning in 2019, Grier was given control of football operations and has since implemented new philosophies to building a competitive team. Utilizing a value-based approach, the Dolphins rebuilt the roster with young, versatile players. Grier also used trades to accumulate Pro Bowl talent and future draft capital. The Dolphins had three first-round picks and two second-round picks in 2020, two first-round picks in 2021 and are scheduled to have two first-round picks, in addition to two third-round picks, again in 2023. A trade of draft picks in 2022 led to the acquisition of six-time Pro Bowl wide receiver Tyreek Hill from Kansas City. Grier also signed three-time Pro Bowl tackle Terron Armstead in the 2022 offseason.

Miami has quickly made strides in the past three seasons since Grier took over football operations. They posted back-to-back winning seasons, going 10-6 in 2020 and 9-8 in 2021. It was the first time the Dolphins had consecutive winning seasons since 2002-03.

In 2021, the Dolphins won eight of their final nine games, including their final six at home. Grier helped construct a defensive unit that featured eight starters drafted by the Dolphins and all 11 starters under the age of 30. The group scored five defensive touchdowns, its most in a single season since 2001. Miami swept New England for the first time since 2000 and had two AFC East sweeps (N.Y. Jets) for the first time since 2016.

Miami's 2021 draft class earned key roles immediately as four players were regular starters as rookies. Wide receiver Jaylen Waddle (first round) broke the NFL's rookie receptions record, a mark that had stood for nearly 20 years, with 104 catches and became the first rookie in Dolphins history to total 1,000 receiving yards. Linebacker Jaelan Phillips broke Miami's rookie sack record and finished second among all NFL rookies in the statistic with 8.5. Safety Jevon Holland was the only player in the AFC in 2021 to have multiple sacks, interceptions and fumble recoveries. Tackle Liam Eichenberg was one of just 10 NFL rookie offensive linemen to start at least 16 games.

Cornerback Xavien Howard (2016, second round) earned his third Pro Bowl selection in 2021 after intercepting five passes and scoring two defensive touchdowns. He became the eighth player in team history to have at least five interceptions in three different seasons. Defensive tackle Christian Wilkins (2019, first round) totaled 89 tackles, which is tied for the most by any NFL defensive lineman since 2013 and is the second-most by a Dolphins defensive lineman since full tackle records began in 1986.

In 2020, the Dolphins won 10 games for just the second time in the past decade despite having the second-youngest roster in the NFL. The five-game improvement from 2019 was tied for the best in the league that season and tied for the third-best in team history. The Dolphins set a team record by starting 10 different

rookies that year, including eight in one game in a Week 15 win vs. New England.

With several offseason additions, Grier helped build one of the NFL's best defenses in 2020. Miami led the league in third-down defense (28.8 pct.) and takeaways (29) and finished sixth in scoring (21.1 points allowed per game).

Two of Grier's draft picks – Howard and kicker Jason Sanders (2018, seventh round) earned first-team All-Pro honors in 2020, marking the first time since 2006 (Zach Thomas and Jason Taylor) the Dolphins had two first-team All-Pro honorees in the same season. Defensive tackle Raekwon Davis was named to the PFWA's All-Rookie team after Grier selected him in the second round of the 2020 NFL Draft.

In 2019, the Dolphins steadily improved despite having the youngest roster in the NFL, winning five of their final nine games. Wilkins led all rookie defensive linemen with 56 tackles, the fifth-most by an NFL rookie defensive lineman since 2015.

Grier and his staff also uncovered several undrafted free agents in 2019. Wide receiver Preston Williams was tied for the NFL lead among rookies with 32 receptions at the time he suffered a season-ending injury. Cornerback Nik Needham had 11 passes defended, the second-most among all rookies that season. Running back Patrick Laird finished the season with 204 receiving yards, second among NFL rookie running backs.

From 2016-18, Grier oversaw the draft and both pro and college scouting departments, and was responsible for the acquisition of multiple All-Pro and Pro Bowl players including Howard, Sanders, wide receiver/returner Jakeem Grant, tackle Laremy Tunsil and safety Minkah Fitzpatrick.

The 2018 draft saw Grier and his personnel department net several key contributors. Linebacker Jerome Baker was a third-round pick and finished his rookie season tied for 11th among NFL rookies in tackles (76). Baker quickly took on a leadership role and was elected a team captain in 2019, just his second season in the league. He later became the first Dolphins player since at least 2000 to record 400-plus tackles in his first four seasons in the league.

In 2017, the Dolphins finished the season with 10 rookies on the active roster and four more on injured reserve or non-football illness lists. Miami was one of just three teams to play eight rookies on defense and one of just six to have at least four rookies start games on defense. Six undrafted rookie free agents contributed to the team that season. Defensive tackle Davon Godchaux finished his rookie campaign fourth among all NFL defensive linemen with 40 tackles (26 solo), despite being a fifth-round pick.

In his first draft as general manager in 2016, Grier selected Howard in the second round. In six NFL seasons, Howard has earned a first-team All-Pro nod (2020), been selected to the Pro Bowl three times (2018, 2020, 2021), led the NFL in interceptions in one season (2020), tied for the NFL lead in interceptions in another (2018) and totaled more interceptions since he entered the league than any other NFL player.

The team also drafted running back Kenyan Drake and Grant in 2016, who became just the second rookie duo in team history to combine for a kickoff return and punt return for a touchdown in the same season. In 2020, Grant earned second-team All-Pro honors as a returner.

Grier helped turn more than half the roster over in 2016, as the team entered training camp with more than 45 new players acquired during the offseason. The results were a four-game improvement from the previous season, the fifth-best mark in the NFL. The Dolphins finished 10-6 with a playoff berth, the team's best record and first playoff appearance since 2008.

As the team's director of college scouting (2007-15), Grier was part of a front office that discovered numerous Pro Bowl players. During that time, the Dolphins drafted seven players that combined for 14 Pro Bowl selections with the team. The list includes tackle Jake Long (2008-10), defensive tackle Paul Soliai (2011), punter Brandon Fields (2013), center Mike Pouncey (2013-15), safety Reshad Jones (2015; 2017), wide receiver Jarvis Landry (2015-17) and running back Jay Ajayi (2016).

Grier was also successful at finding value late in drafts. Jones, a fifth-round pick in 2010, was named the team's co-MVP following the 2015 season after he became the first player in team history to record at least 100 tackles, four interceptions and two sacks in a season. Ajayi was also a fifth-round pick (2015) and became the fourth player in NFL history to rush for 200 yards in three games during the same season. Ajayi's 1,272 rushing yards in 2016 were third-most in Dolphins history.

Prior to being the team's director of college scouting, Grier served as an area scout with the club from 2000-02, before being promoted to national scout/assistant director of college scouting in 2003. Miami won the AFC East during his first season with the team.

Grier started with the New England Patriots as an intern in 1994. He joined the club on a full-time basis the following year, serving as a regional scout until he joined the Dolphins in 2000. In 1996, Grier was part of a New England staff that won the AFC Championship. He helped scout several players for a Patriots roster that went on to win Super Bowls XXXVI, XXXVIII and XXXIX.

Grier has worked with several of football's most successful coaches and executives throughout his career and that has helped shape his football philosophy. His father, Bobby Grier, is the former vice president of player personnel for the Patriots and recently retired as a senior personnel advisor with the Houston Texans. Chris has also worked with and learned under Pro Football Hall of Famer Bill Parcells, Patriots Head Coach Bill Belichick, Seattle Seahawks Head Coach Pete Carroll and University of Alabama Head Coach Nick Saban.

Grier attended the University of Massachusetts-Amherst where he majored in journalism and played football for two years before injuries ended his career. He spent his final two years there as an undergraduate assistant.

Chris' brother, Michael, played for the Edmonton Oilers, Washington Capitals, San Jose Sharks and

Buffalo Sabres of the National Hockey League and is currently the general manager of the Sharks. When Michael was appointed to the position in 2022, he became the first Black general manager in NHL history. A native of Holliston, Mass., Grier and his wife, Paige, have two sons, Landon and Jackson.

CHRIS GRIER'S CAREER		
1994-99	New England Patriots	Intern (1994) Regional Scout (1995-99)
2000-present	Miami Dolphins	Area Scout (2000-02) National Scout/Assistant Director of College Scouting (2003-06) Director of College Scouting (2007-15) General Manager (2016-present)



MIKE McDANIEL

HEAD COACH

COLLEGE: YALE

NFL: 16TH SEASON

DOLPHINS: FIRST SEASON


2016, 2019

Mike McDaniel was named the 14th head coach in team history on Feb. 7, 2022.

The 2022 season marks McDaniel's 16th as an NFL coach. He most recently spent five seasons (2017-21) with the San Francisco 49ers where he was the team's run game specialist in 2017 before being promoted to run game coordinator in 2018 and again to offensive coordinator in 2021.

In McDaniel's first season as offensive coordinator, the 49ers finished seventh in the NFL in total offense (375.7 yards per game) and 13th in scoring offense (25.1 points per game) while advancing to the NFC Championship game. San Francisco's offense was balanced, ranking seventh in rushing (127.4) and 12th in passing (248.3). Wide receiver Deebo Samuel recorded 1,405 receiving yards, the most by a 49er since wide receiver Terrell Owens in 2001, and fifth-most in the NFL that season. Samuel's 1,770 scrimmage yards were the most by a 49er since running back Frank Gore in 2006. The San Francisco offense had four players earn Pro Bowl selections – Samuel, fullback Kyle Juszczyk, tight end George Kittle and tackle Trent Williams. Williams also earned All-Pro honors.

McDaniel served as San Francisco's run game coordinator from 2018-20. During that time, the 49ers were fifth in the NFL in rushing, averaging 127.0 yards per game, despite having a different leading rusher in all three seasons.

In 2020, San Francisco had several injuries at the running back position and still finished in the top half of the league with 118.1 rushing yards per game. Running back Jeff Wilson Jr. led the team with 600 yards on the ground despite starting just three games and missing some time on injured reserve. Running back Raheem Mostert had 521 rushing yards in just eight games. Juszczyk and Williams earned Pro Bowl selections and Williams was also named All-Pro.

McDaniel helped the 49ers have one of the league's most effective rushing attacks in 2019 as San Francisco went 13-3, winning the NFC and advancing to Super Bowl LIV. The 49ers had the NFL's second-ranked rushing offense, averaging 144.1 yards per game. Three different running backs rushed for more than 500 yards – Mostert (772), Matt Breida (623) and Tevin Coleman (544). Juszczyk was named to the Pro Bowl at the end of the season.

In 2018, the 49ers had four different backs rush for at least 200 yards. Breida led the way with a career-high 814 rushing yards just a year after he was an undrafted college free agent. His 5.32 yards per carry ranked fourth among all NFL players that season. The 49ers finished 13th in the league in rushing (118.9). Juszczyk was named to the Pro Bowl at the end of the season.

As run game specialist in 2017, McDaniel helped the 49ers rush for 1,662 yards and 15 rushing touchdowns in a season where they were forced to use three different starting quarterbacks due to injury. Running back Carlos Hyde led the way with 938 yards and a career-high eight rushing touchdowns. Juszczyk and tackle Joe Staley earned Pro Bowl selections.

Prior to San Francisco, McDaniel spent two seasons (2015-16) as an offensive assistant with the Atlanta Falcons. During his tenure, the Falcons had the second-best total offense (394.9) and third-best scoring offense (27.5) in the NFL. Atlanta's passing attack ranked second (284.5).

In 2016, Atlanta led the NFL in scoring, averaging 33.8 points per game, en route to finishing 11-5 and winning the NFC to advance to Super Bowl LI. The Falcons had the second-best total offense (415.8), third-best passing offense (295.3) and fifth-best rushing offense (120.5). Quarterback Matt Ryan passed for a franchise-record 4,944 yards, which was second in the NFL that season. Wide receiver Julio Jones was second in the league with 1,409 receiving yards. Four different Falcons earned Pro Bowl selections – Ryan, Jones, running back Devonta Freeman and center Alex Mack. Ryan, Jones and Mack also earned All-Pro honors.

The 2015 Falcons offense ranked sixth in passing (273.7) and seventh in total offense (374.1). Jones led the NFL with 1,871 receiving yards, a Falcons franchise record. In his first season as starting running back, Freeman topped 1,000 yards. Freeman, Jones and fullback Patrick DiMarco all earned Pro Bowl selections and All-Pro honors.

McDaniel spent the 2014 season as wide receivers coach for the Cleveland Browns. In his lone season there, wide receiver Andrew Hawkins had a career-high 824 yards. Undrafted rookie Taylor Gabriel had 621 receiving yards, which wound up being the second-highest total in his six-year NFL career. His receiver unit helped quarterback Brian Hoyer post the only 3,000-yard passing season of his career.

McDaniel's first NFL position coach job came in 2013 with Washington when he was promoted to wide receivers. Wide receiver Pierre Garçon had the best season of his 11-year NFL career, leading the NFL with 113 receptions. He totaled career highs in receptions (113) and receiving yards (1,346).

McDaniel spent the 2011-12 seasons with Washington as an offensive assistant. On those staffs, McDaniel worked with current NFL head coaches Matt LaFleur (Green Bay), Sean McVay (L.A. Rams) and Kyle Shanahan (San Francisco).

In 2012, Washington led the league in rushing (169.3) and finished 10-6, winning the NFC East. The team was fourth in scoring offense (27.3) and fifth in total offense (383.2). Running back Alfred Morris rushed for 1,613 yards as a rookie selected in the sixth round. It was the third-highest rushing total by a rookie in NFL history and he earned second-team All-Pro honors.

From 2009-10, McDaniel served as running backs coach for the Sacramento Mountain Lions of the United Football League, where he worked for former NFL head coach, Dennis Green.

McDaniel was an offensive assistant for the Houston Texans from 2006-08 where he worked under three different offensive coordinators in three seasons – Troy Calhoun (2006), Mike Sherman (2007) and Kyle Shanahan (2008).

His first NFL coaching position came as a coaching intern with the Denver Broncos in 2005.

A native of Greeley, Colorado, McDaniel played wide receiver at Yale, where he graduated with a degree in history. He and his wife, Katie, have one daughter.

MIKE McDANIEL'S COACHING CAREER

2005	Denver Broncos	Coaching Intern
2006-08	Houston Texans	Offensive Assistant
2009-10	Sacramento (UFL)	Running Backs
2011-13	Washington Commanders	Offensive Assistant (2011-12) Wide Receivers (2013)
2014	Cleveland Browns	Wide Receivers
2015-16	Atlanta Falcons	Offensive Assistant
2017-21	San Francisco 49ers	Run Game Specialist (2017) Run Game Coordinator (2018-20) Offensive Coordinator (2021)
2022-present	Miami Dolphins	Head Coach





2022 MIAMI DOLPHINS OFFENSIVE COACHES



FRANK SMITH OFFENSIVE COORDINATOR

Born Feb. 21, 1981, Milwaukee, Wis. Offensive line Miami (Ohio) 1999-2003. No pro playing experience. College coach: Miami (Ohio) 2004-05, Butler 2006-09. Pro coach: New Orleans Saints 2010-14, Chicago Bears 2015-17, Oakland/Las Vegas Raiders 2018-20, L.A. Chargers 2021. Joined Dolphins in 2022.



MATT APPLEBAUM OFFENSIVE LINE

Born January 20, 1984, Staten Island, N.Y. Offensive lineman Connecticut 2002-06. Pro offensive lineman Wilkes-Barre/Scranton Pioneers (Arena 2 Football League) 2007. College coach: Central Connecticut State 2008, Miami (FL) 2011-12, Bucknell 2013, Southeastern Louisiana 2015, Davidson 2016-17, Towson 2018-19, Boston College 2020-21. Pro coach: Washington Commanders 2008-10, Jacksonville Jaguars 2014. Joined Dolphins in 2022.



DARRELL BEVELL QBS/PASSING GAME COORDINATOR

Born Jan. 6, 1970, Yuma, Ariz. Quarterback Wisconsin 1992-95. No pro playing experience. College coach: Westmar 1996, Iowa State 1997, Connecticut 1998-99. Pro coach: Green Bay Packers 2000-05, Minnesota Vikings 2006-10, Seattle Seahawks 2011-17, Detroit Lions 2019-20 (interim head coach, five games, 2020), Jacksonville Jaguars 2021 (interim head coach, four games, 2021). Joined Dolphins in 2022.



JON EMBREE ASST. HEAD COACH/TIGHT ENDS

Born Oct. 15, 1965, Los Angeles, Calif. Tight end Colorado 1983-86. Pro tight end L.A. Rams 1987-89. College coach: Colorado 1991, 1993-2002 and 2011-12 (head coach), UCLA 2003-05. Pro coach: Kansas City Chiefs 2006-08, Washington Redskins 2010, Cleveland Browns 2013, Tampa Bay Buccaneers 2014-16, San Francisco 49ers 2017-21. Joined Dolphins in 2022.



JOSH GRIZZARD QUALITY CONTROL

Born June 11, 1990, Zebulon, N.C. Defensive back Yale 2008-2011. No pro playing experience. College coach: Yale 2012, Duke 2013-16. Pro coach: Joined Dolphins in 2017.



CHANDLER HENLEY ASSISTANT QUARTERBACKS

Born Littleton, Colo. Wide receiver Yale 2002-06. No pro playing experience. College coach: Vanderbilt 2014, Yale 2015-17. Pro coach: Tennessee Titans 2018-20, Atlanta Falcons 2021. Joined Dolphins in 2022.




LEMUEL JEANPIERRE ASSISTANT OFFENSIVE LINE

Born May 19, 1987, Orlando, Fla. Offensive lineman South Carolina 2007-10. Pro offensive lineman Seattle Seahawks 2011-15. Pro coach: Seattle Seahawks 2017, Oakland Raiders 2018-19. Joined Dolphins in 2020.



MIKE PERSON OFFENSIVE ASSISTANT

Born May 17, 1988, Glendive, Mont. Offensive lineman Montana State 2007-10, Pro offensive lineman San Francisco 49ers 2011-12, 2018-19, Indianapolis Colts 2012, 2017, Seattle Seahawks 2012-13, St. Louis Rams 2013-14, Atlanta Falcons 2015-16, Kansas City Chiefs 2016-17. Pro coach: Joined Dolphins in 2022.



ALDRICK ROBINSON OFFENSIVE ASSISTANT

Born September 24, 1988, Waxahachie, Texas. Wide receiver SMU 2007-10. Pro wide receiver Washington Commanders 2011-14, Baltimore Ravens 2014-15, Atlanta Falcons 2016, San Francisco 49ers 2017-18, Minnesota Vikings 2018, Carolina Panthers 2019. Pro coach: Joined Dolphins in 2022.



KOLBY SMITH OFFENSIVE ASSISTANT

Born Dec. 15, 1984, Tallahassee, Fla. Running back Louisville 2003-06. Pro running back Kansas City Chiefs 2007-09, Denver Broncos 2010, Jacksonville Jaguars 2010. College coach: Arkansas 2012, Western Kentucky 2013, Louisville 2014-18, Rutgers 2019. Pro coach: Joined Dolphins in 2020.



ERIC STUDEVILLE ASSOC. HEAD COACH/RBs

Born May 29, 1967, Madison, Wis. Defensive back Wisconsin Whitewater 1985-88. No pro playing experience. College coach: Wingate 1994, Kent State 1995-96. Pro coach: Chicago Bears 1997-2000, New York Giants 2001-03, Buffalo Bills 2004-2009, Denver Broncos 2010-17 (interim head coach, four games in 2010). Joined Dolphins in 2018.



WES WELKER WIDE RECEIVERS

Born May 1, 1981, Oklahoma City, Okla. Wide receiver Texas Tech 2000-03. Pro wide receiver San Diego Chargers 2004, Miami Dolphins 2004-06, New England Patriots 2007-12, Denver Broncos 2013-14, St. Louis Rams 2015. Pro coach: Houston Texans 2017-18, San Francisco 49ers 2019-21. Joined Dolphins in 2022.



2022 MIAMI DOLPHINS DEFENSIVE COACHES



JOSH BOYER
DEFENSIVE COORDINATOR

Born January 21, 1977, Heath, Ohio. Wide receiver/defensive back Muskingum College 1996-99. No pro playing experience. College coach: King's College (Pa.) 2000, Dayton 2001, Kent State 2002-03, Bryant University 2004, South Dakota School of Mines and Technology 2005. Pro coach: New England Patriots 2006-18. Joined Dolphins in 2019.



MATHIEU ARAUJO
ASSISTANT DEFENSIVE BACKS

Born April 22, 1993, Fall River, Mass. Defensive back Bridgewater State 2011-14. No pro playing experience. College coach: Springfield College 2016, Boston College 2017-18, Yale 2019-21. Pro coach: Joined Dolphins in 2022.



ANTHONY CAMPANILE
LINEBACKERS

Born August 18, 1982, Fair Lawn, N.J. Linebacker/safety Rutgers 2001-04. No pro playing experience. College coach: Rutgers 2005, 2012-15, Boston College 2016-18, Michigan 2019. Pro coach: Joined Dolphins in 2020.



AUSTIN CLARK
DEFENSIVE LINE

Born August 3, 1990, Tampa, Fla. Defensive tackle California 2009-14. No pro playing experience. College coach: California, 2014-15, Southern California 2016-17, Illinois 2018-19. Pro coach: Joined Dolphins in 2020.



STEVE FERENTZ
ASSISTANT LINEBACKERS

Born December 4, 1993, Cleveland, Ohio. Offensive lineman Iowa 2012-16. No pro playing experience. College coach: Iowa 2017, Central Michigan 2018-19. Pro coach: Joined Dolphins in 2020.



STEVE GREGORY
SAFETIES

Born January 8, 1983, Brooklyn, N.Y. Defensive back Syracuse 2002-05. Pro defensive back San Diego Chargers 2006-11, New England Patriots 2012-13. College coach: Syracuse 2015. Pro coach: Detroit Lions 2018-20. Joined Dolphins in 2021.



DERRICK LeBLANC
ASSISTANT DEFENSIVE LINE

Born May 6, 1974, Breaux Bridge, La. Offensive lineman/defensive lineman Northwestern State 1992-96. No pro playing experience. College coach: LSU 2000, 2008-11, Henderson State 2001-04, Arkansas Tech 2005, Missouri State 2006-07, Wyoming 2012, Southern Mississippi 2013-14, Pearl River Community College 2015, North Texas 2016, Kentucky 2017-19, Arkansas 2020. Pro coach: Joined Dolphins in 2022.



SAM MADISON
CBs/PASS GAME SPECIALIST

Born April 23, 1974, Thomasville, Ga. Defensive back Louisville 1993-96. Pro cornerback Miami Dolphins 1997-2005, New York Giants 2006-08. No college coaching experience. Pro coach: Kansas City Chiefs 2019-21. Joined Dolphins in 2022.



TY MCKENZIE
OUTSIDE LINEBACKERS

Born December 11, 1985, New York, N.Y. Linebacker Michigan State 2004, Iowa State 2006, South Florida 2007-08. Linebacker New England Patriots 2009, Tampa Bay Buccaneers 2010-11, Minnesota Vikings 2012-13. College coach: Stanford 2016. Pro coach: Los Angeles Rams 2017, Tennessee Titans 2018-19, Detroit Lions 2020, Indianapolis Colts 2021. Joined Dolphins in 2022.



RYAN SLOWIK
SENIOR DEFENSIVE ASSISTANT

Born December 27, 1980, Chicago, Ill. Safety Wisconsin Oshkosh 2002-03. College coach: Wisconsin-Oshkosh 2004, Tennessee 2017. Pro coach: Denver Broncos 2005-08, Arizona Cardinals 2009-2014, New York Jets 2015, Cleveland Browns 2016. Joined Dolphins in 2022.



PATRICK SURTAIN
DEFENSIVE ASSISTANT

Born June 19, 1976, New Orleans, La. Defensive back Southern Mississippi 1994-97. Pro defensive back Miami Dolphins 1998-2004, Kansas City Chiefs 2005-08. Pro coach: Joined Dolphins in 2022.



2022 MIAMI DOLPHINS SPECIAL TEAMS COACHES



DANNY CROSSMAN
SPECIAL TEAMS COORDINATOR
Born January 17, 1967, El Paso, Texas. Defensive back Kansas 1985, Pittsburgh 1987-89. Pro defensive back Washington Redskins 1990, Detroit Lions 1991-92. College coach: U.S. Coast Guard Academy 1993, Western Kentucky 1994-96, Central Florida 1997-98, Georgia Tech 1999-2001, Michigan State 2002. Pro coach: Carolina Panthers 2003-09, Detroit Lions 2010-12, Buffalo Bills 2013-18. Joined Dolphins in 2019.



BRENDAN FARRELL
ASSISTANT SPECIAL TEAMS
Born April 8, 1978, Rochester, N.Y. Linebacker/safety Notre Dame 1996-99. No pro playing experience. College coach: Wayne State 2002-03, Middle Tennessee State 2004-05, LSU 2006-08, Northwestern State 2009-12, Alabama 2013-18. Pro coach: Joined Dolphins in 2019.



RICARDO ALLEN
SPECIAL TEAMS ASSISTANT
Born December 18, 1991, Daytona Beach, Fla. Defensive back Purdue 2010-13. Pro defensive back Atlanta Falcons 2015-20, Cincinnati Bengals 2021. Pro coach: Joined Dolphins in 2022.

2022 MIAMI DOLPHINS STRENGTH & CONDITIONING COACHES

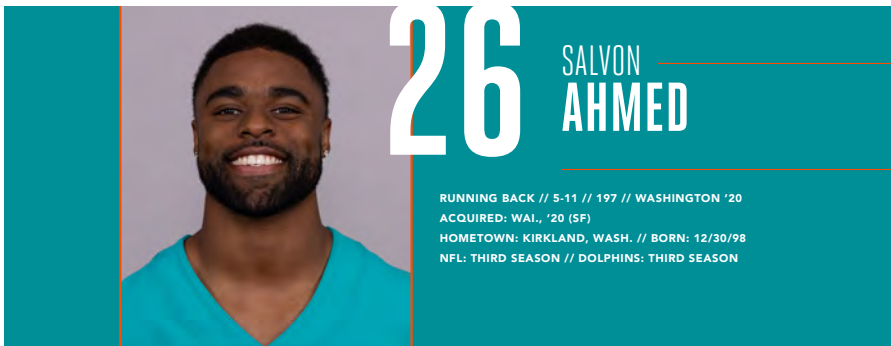


DAVE PULOKA
HEADSTRENGTH & CONDITIONING
Born January 12, 1979, Arlington, Mass. Linebacker Holy Cross 1997-2000. No pro playing experience. College coach: Stevens Institute of Technology 2005, Virginia 2006. Pro coach: Atlanta Falcons 2007. Joined Dolphins in 2008.



ADAM LACHANCE
ASST. STRENGTH & CONDITIONING
Born September 5, 1984; Rochester, New Hampshire. No college or pro playing experience. Pro coach: Joined Dolphins in 2015.





RUNNING BACK // 5-11 // 197 // WASHINGTON '20
ACQUIRED: WAL., '20 (SF)
HOMETOWN: KIRKLAND, WASH. // BORN: 12/30/98
NFL: THIRD SEASON // DOLPHINS: THIRD SEASON

NFL CAREER

TRANSACTIONS:

- Signed to Miami's active roster on Oct. 9, 2020.
- Signed to Miami's practice squad on Sept. 6, 2020.
- Waived by Miami on Sept. 5, 2020.
- Awarded off waivers to Miami on Aug. 26, 2020.
- Waived by San Francisco on Aug. 25, 2020.
- Signed by San Francisco as an undrafted college free agent on May 1, 2020.

CAREER HIGHLIGHTS:

- Played in 19 career games with 4 starts.
- 129 carries for 468 yards (3.6 avg.) and 3 TDs.
- 23 receptions for 178 yards (7.7 avg.).
- 1 miscellaneous tackle.

2022 (MIAMI):

- Played in 1 game.
- Inactive for 1 game.

2021 (MIAMI):

- Played in 12 games.
- Inactive for 4 games.
- Dressed but did not play in 1 game.
- 54 carries for 149 yards (2.8 avg.).
- 12 receptions for 117 yards (9.8 avg.).
- 1 miscellaneous tackle.

VS. ATLANTA (10/24): 7 carries for 26 yards (3.7 avg.); 2 receptions for 26 yards (13.0 avg.).

VS. CAROLINA (11/28): 5 carries for 17 yards (3.4 avg.); 1 reception for 9 yards.

VS. N.Y. GIANTS (12/5): 8 carries for 23 yards (2.9 avg.).

2020 (SAN FRANCISCO/MIAMI):

- Played in 6 games with 4 starts with Miami.
- Inactive for 6 games with Miami.
- Promoted to active roster on Oct. 9.
- Spent 4 games on the practice squad with Miami.
- Awarded off waivers to Miami on Aug. 26.
- 75 carries for 319 yards (4.3 avg.) and 3 TDs with Miami.
- 11 receptions for 61 yards (5.5 avg.) with Miami.

AT ARIZONA (11/8): 7 carries for 38 yards (5.4 avg.).
 • Made his NFL debut.

VS. L.A. CHARGERS (11/15): 21 carries for 85 yards

(4.1 avg.) and 1 TD; 1 reception for 5 yards.

• Scored on a 1-yard TD run in the 1st quarter to give Miami a 7-0 lead.

VS. NEW ENGLAND (12/20): 23 carries for 122 yards (5.3 avg.) and 1 TD; 1 reception for 5 yards.

• Scored on a 1-yard TD run in the 3rd quarter to give Miami a 7-6 lead.

• His 122 rushing yards were a franchise record for undrafted rookies.

BEFORE THE NFL

COLLEGE (WASHINGTON):

• 3-year letterman (2017-19) and 1-year starter.

CAREER: Played in 39 games with 16 starts; 353 carries for 2,016 yards (5.7 avg.) and 21 TDs; 50 receptions for 331 yards (6.6 avg.); 20 kickoff returns for 500 yards (25.0 avg.).

JUNIOR (2019): Started 12 games; 188 carries for 1,020 yards (5.4 avg.) and 11 TDs; 16 receptions for 84 yards (5.3 avg.); 5 kickoff returns for 116 yards (23.2 avg.).

• 3rd-team All-Pac 12.

SOPHOMORE (2018): Played in all 14 games with 3 starts; 104 carries for 608 yards (5.9 avg.) and 7 TDs; 21 receptions for 170 yards (8.1 avg.); 1 kickoff return for 31 yards.

TRUE FRESHMAN (2017): Played in all 13 games with 1 start; 61 carries for 388 yards (6.4 avg.) and 3 TDs; 13 receptions for 77 yards (5.9 avg.); 14 kickoff returns for 353 yards (25.2 avg.).

• Honorable mention All-Pac 12.

HIGH SCHOOL (JUANITA HS – KIRKLAND, WASH.)

• Played running back and cornerback.

SENIOR (2016): 1,300 rushing yards and 13 TDs.

- KingCo 3A Offensive MVP.
- All-state selection at defensive back.
- All-area.

JUNIOR (2015): 1,800 rushing yards and 29 TDs.

- KingCo 3A/2A Offensive Player of the Year.
- All-state selection at defensive back.
- All-area.

OFF THE FIELD

PERSONAL:

- **PRONUNCIATION:** Name is pronounced suh-VON OCK-med
- **MAJOR:** Education.

SALVON AHMED'S NFL REGULAR SEASON STATS

YEAR	TEAM	GP		RUSHING					RECEIVING				
		GS	ATT	YDS	AVG	LG	TD	REC	YDS	AVG	LG	TD	
2020	MIAMI	6	4	75	319	4.3	31	3	11	61	5.5	13	0
2021	MIAMI	12	0	54	149	2.8	16	0	12	117	9.8	18	0
2022	MIAMI	1	0	0	0	0.0	-	0	0	0.0	-	0	0
NFL TOTALS		19	4	129	468	3.6	31	3	23	178	7.7	18	0

ADDITIONAL STATS

Miscellaneous Tackles: 1 in 2021.

SINGLE-GAME CAREER HIGHS

Rushes: 23 vs. New England, 12/20/20
Rushing Yards: 122 vs. New England, 12/20/20
Longest Rush: 31 vs. New England, 12/20/20
Rushing TDs: 1 3 times, last: at Buffalo, 1/3/21
Receptions: 5 at Denver, 11/22/20
Receiving Yards: 31 at Denver, 11/22/20
Longest Reception: 13 at Denver, 11/22/20

100-YARD RUSHING GAMES (1)

DATE	OPPONENT	ATT	YDS	AVG	LG	TD
12/20/20	NEW ENGLAND	23	122	5.3	31	1

2020 GAME-BY-GAME STATS (MIAMI)

DATE	OPPONENT	P/S	ATT	YDS	AVG	LG	TD
09/13	at New England		PRACTICE SQUAD				
09/20	BUFFALO		PRACTICE SQUAD				
09/24	at Jacksonville		PRACTICE SQUAD				
10/04	SEATTLE		PRACTICE SQUAD				
10/11	at San Francisco		INACTIVE				
10/18	N.Y. JETS		INACTIVE				
11/01	L.A. RAMS		INACTIVE				
11/08	at Arizona	1/0	7	38	5.4	19	0
11/15	N.Y. JETS	1/1	21	85	4.1	18	1
11/22	at Denver	1/1	12	43	3.6	14	0
11/29	at N.Y. Jets		INACTIVE				
12/06	CINCINNATI		INACTIVE				
12/13	KANSAS CITY		INACTIVE				
12/20	NEW ENGLAND	1/1	23	122	5.3	31	1
12/26	at Las Vegas	1/1	6	2	0.3	5	0
01/03	at Buffalo	1/0	6	29	4.8	16	1
2020 TOTALS		6/4	75	319	4.3	31	3

2021 GAME-BY-GAME STATS (MIAMI)

DATE	OPPONENT	P/S	ATT	YDS	AVG	LG	TD
09/12	at New England	1/0	3	4	1.3	8	0
09/19	BUFFALO	1/0	6	17	2.8	8	0
09/26	at Las Vegas	1/0	0	0	0.0	-	0
10/03	INDIANAPOLIS	1/0	3	1	0.3	4	0
10/10	at Tampa Bay	1/0	2	5	2.5	4	0
10/17	at Jacksonville	1/0	7	22	3.1	5	0
10/24	ATLANTA	1/0	7	26	3.7	7	0
10/31	at Buffalo	1/0	7	22	3.1	12	0
11/07	HOUSTON	1/0	4	6	1.5	2	0
11/11	BALTIMORE	1/0	2	6	3.0	4	0
11/21	at N.Y. Jets		INACTIVE				
11/28	CAROLINA	1/0	5	17	3.4	16	0
12/05	N.Y. GIANTS	1/0	8	23	2.9	11	0
12/19	N.Y. JETS		DID NOT PLAY				
12/27	at New Orleans		INACTIVE				
01/02	at Tennessee		INACTIVE				
01/09	NEW ENGLAND		INACTIVE				
2021 TOTALS		12/0	54	149	2.8	16	0

2022 GAME-BY-GAME STATS (MIAMI)

DATE	OPPONENT	P/S	ATT	YDS	AVG	LG	TD
09/11	NEW ENGLAND		INACTIVE				
09/18	at Baltimore	1/0	0	0	0.0	-	0
09/25	BUFFALO						
09/29	at Cincinnati						
10/09	at N.Y. Jets						
10/16	MINNESOTA						
10/23	PITTSBURGH						
10/30	at Detroit						
11/06	at Chicago						
11/13	CLEVELAND						
11/27	HOUSTON						
12/04	at San Francisco						
12/11	at L.A. Chargers						
TBD	at Buffalo						
12/25	GREEN BAY						
01/01	at New England						
TBD	N.Y. JETS						
2022 TOTALS		1/0	0	0	0.0	-	0



72

TERRON ARMSTEAD

TACKLE // 6-5 // 305 // ARKANSAS PINE-BLUFF '13
ACQUIRED: UFA, '22 (NO)
HOMETOWN: CAHOKIA, ILL. // BORN: 7/23/91
NFL: 10TH SEASON // DOLPHINS: FIRST SEASON



2018, 2019, 2020



2018, 2019, 2020, 2021, 2022

NFL CAREER

TRANSACTIONS:

- Signed by Miami as an unrestricted free agent from New Orleans on March 24, 2022.
- 3rd-round pick (75th overall) by New Orleans in the 2013 NFL Draft.

CAREER HONORS:

- No. 79 on the NFL Network Top 100 list in 2021.
- 2020 Ed Block Courage Award (New Orleans recipient).
- 2020 Pro Bowl selection.
- 2019 Pro Bowl selection.
- 2019 Walter Payton Man of the Year Nominee (New Orleans).
- 2018 Pro Bowl selection.
- 2018 2nd-team All-Pro.
- Ford Tough Offensive Line of the Week (at Cincinnati, 11/11/18).

CAREER HIGHLIGHTS:

- Played in 99 career games with 95 starts at left tackle.
- 3 miscellaneous tackles.
- 2 miscellaneous fumble recoveries.
- Is a 5-time team captain (2018-22).

2022 (MIAMI):

- Started 2 games at left tackle.
- Serves as a team captain.

AT BALTIMORE (9/18):

- Helped the Dolphins overcome a 21-point fourth-quarter deficit and post 547 total yards in the win.

2021 (NEW ORLEANS):

- Started 8 games at left tackle.
- Inactive for 9 games.
- 1 miscellaneous tackle.
- Served as a team captain.

AT CAROLINA (9/19):

- Appeared in his 100th career NFL game (regular season and playoffs).

VS. ATLANTA (10/7):

- Started his 100th career NFL game (regular season and playoffs).

AT N.Y. JETS (12/12):

- Helped block for a ground attack that gained 203

yards including 120 from RB Alvin Kamara.

HONORS:

- No. 79 on the NFL Network Top 100 list.

2020 (NEW ORLEANS):

- Started 14 games at left tackle.
- Spent 2 games on the Reserve/COVID-19 list.
- Served as a team captain.

AT TAMPA BAY (11/8):

- Started at left tackle.
- Protected QB Drew Brees who completed 26-of-32 passing for 222 yards and 4 TDs for a QB rating of 135.2.

VS. ATLANTA (11/22):

Started at left tackle.

VS. MINNESOTA (12/25):

- Started at left tackle.
- Paved the way for RB Alvin Kamara to rush for 155 yards and tie an NFL record with 6 rushing TDs.
- Protected QB Drew Brees and QB Taysom Hill as the team did not allow a sack.

POSTSEASON:

NFC WILD CARD VS. CHICAGO (1/10): Started at left tackle.

NFC DIVISIONAL VS. TAMPA BAY (1/17): Started at left tackle.

PRO BOWL:

- Selected to start the Pro Bowl for the 3rd-straight time in his career.

HONORS:

- Ed Block Courage Award (New Orleans recipient).

2019 (NEW ORLEANS):

- Started 15 games at left tackle.
- Inactive for 1 game.
- 1 miscellaneous fumble recovery.
- Served as a team captain.

VS. ARIZONA (10/27):

- Started at left tackle.
- Paved the way for RB Latavious Murray to rush for 102 yards and 1 TD.
- Protected QB Drew Brees as the team did not allow a sack.

VS. INDIANAPOLIS (12/16):

- Started at left tackle.
- Protected QB Drew Brees as the team did not allow a sack.
- Brees was 29-of-30 passing (96.7 pct.) for 307 yards and 4 TDs for a QB rating of 148.9.
- Helped Brees break the NFL record for career TD passes with 540.

AT CAROLINA (12/29):

- Started at left tackle.
- Protected QB Drew Brees as the team did not allow a sack.

POSTSEASON:

NFC WILD CARD VS. MINNESOTA (1/5): Started at left tackle.

PRO BOWL:

- Selected to start the Pro Bowl for the 2nd-straight time in his career.

HONORS:

- Walter Payton Man of the Year nominee (New Orleans).

2018 (NEW ORLEANS):

- Started 10 games at left tackle.
- Inactive for 6 games.
- Served as a team captain.

AT N.Y. GIANTS (9/30): Started at left tackle.

- Paved the way for RB Alvin Kamara to rush for 134 yards and 3 TDs.

VS. WASHINGTON (10/8): Started at left tackle.

- Protected QB Drew Brees, who completed 26-of-29 passes (89.7 pct.) for 363 yards and 3 TDs.
- Helped Brees break the NFL all-time record for passing yards with 71,940 in the 2nd quarter.

AT CINCINNATI (11/11): Started at left tackle.

- Protected QB Drew Brees as the team did not allow a sack.
- Brees completed 22-of-25 passing (88.0 pct.) and 3 TDs for a QB rating of 150.4.
- Blocked for a running game that had 47 carries for 244 yards (5.2 avg.) and 3 TDs including 104 yards from RB Mark Ingram.

POSTSEASON:

NFC DIVISIONAL VS. PHILADELPHIA (1/13):

- Started at left tackle.
- Protected QB Drew Brees as he completed 28-of-38 passing (73.7 pct.) for 301 yards and 2 TDs for a passer rating of 103.1.

NFC CHAMPIONSHIP VS. L.A. RAMS (1/20):

Started at left tackle.

PRO BOWL:

- Selected to start the Pro Bowl for the 1st time in his career.

HONORS:

- 2018 2nd-team All-Pro.
- Ford Tough Offensive Line of the Week (at Cincinnati, 11/11).

2017 (NEW ORLEANS):

- Started 10 games at left tackle.
- Inactive for 5 games.
- Dressed but did not play in 1 game.

VS. DETROIT (10/15): Started at left tackle.

- Protected QB Drew Brees as the team did not allow a sack.

VS. BUFFALO (11/12): Started at left tackle.

- Protected QB Drew Brees as the team did not allow a sack.
- Helped block for a ground attack that gained 298 yards and 6 TDs including 131 yards and 3 TDs from RB Mark Ingram and 106 yards and 1 TD from RB Alvin Kamara.

VS. N.Y. JETS (12/17): Started at left tackle.

- Protected QB Drew Brees as the team did not allow a sack.

POSTSEASON:

NFC WILD CARD VS. CAROLINA (1/7): Started at left tackle.

- Protected QB Drew Brees as he completed 23-of-33 passing (69.7 pct.) for 376 yards and 2 TDs for a passer rating of 115.2.

NFC DIVISIONAL AT MINNESOTA (1/14): Started at left tackle.

2016 (NEW ORLEANS):

- Started 7 games at left tackle.
- Inactive for 6 games.
- Missed the rest of the regular season after being placed on injured reserve on Dec. 14.

VS. SEATTLE (10/30): Started at left tackle.

VS. L.A. RAMS (11/27): Started at left tackle.

- Protected QB Drew Brees who completed 28-of-36 passing (77.8 pct.) for 310 yards and 4 TDs for a QB rating of 139.6.
- Helped block for a ground attack that gained 209 yards and 2 TDs including 146 yards and 1 TD from RB Mark Ingram.

2015 (NEW ORLEANS):

- Started 13 games at left tackle.
- Inactive for 3 games.

VS. N.Y. GIANTS (11/1): Started at left tackle.

- Protected QB Drew Brees as the team did not allow a sack.
- Brees completed 39-of-50 passing (78.0 pct.) for 505 yards and a career-high 7 TDs for a QB rating of 131.7.

AT TAMPA BAY (12/13): Started at left tackle.

VS. JACKSONVILLE (12/27): Started at left tackle.

- Protected QB Drew Brees as he completed 25-of-36 passing (69.4 pct.) for 412 yards and 3 TDs for a QB rating of 135.4.

2014 (NEW ORLEANS):

- Started 14 games at left tackle.
- Inactive for 2 games.

VS. MINNESOTA (9/21): Started at left tackle.

VS. GREEN BAY (10/26): Started at left tackle.

- Paved the way for RB Mark Ingram to rush for 172 yards and 1 TD.

AT PITTSBURGH (11/30): Started at left tackle.

- Protected QB Drew Brees as he completed 19-of-27 passing (70.4 pct.) for 257 yards and 5 TDs for a QB rating of 140.0.

2013 (NEW ORLEANS):

- Played in 6 games with 2 starts at left tackle.
- Inactive for 10 games.

VS. ARIZONA (9/22): Played but did not record any stats.

- Made his NFL debut.

AT CAROLINA (12/22): Started at left tackle.

- Made his first career start.

VS. TAMPA BAY (12/29): Started at left tackle.

- Protected QB Drew Brees as he completed 24-of-31 passing (77.4 pct.) for 381 yards and 4 TDs for a QB rating of 157.4.

POSTSEASON:

NFC WILD CARD AT PHILADELPHIA (1/11):

Started at left tackle.

- Protected QB Drew Brees as he completed 23-of-33 passing (69.7 pct.) for 376 yards and 2 TDs for a passer rating of 115.2.

NFC DIVISIONAL AT SEATTLE (1/11): Started at left tackle.

BEFORE THE NFL

COLLEGE (ARKANSAS PINE-BLUFF):

- 4-year starter (2009-12).
- Also competed in track & field.

CAREER: Played in 37 games with 32 starts at left tackle.

SENIOR (2012): Started all 12 games at left tackle.

- 1st-team All-American.
- 1st-team All-SWAC.

JUNIOR (2011): Started 10 games at left tackle.

- 1st-team All-SWAC.

SOPHOMORE (2010): Started 10 games at left tackle.

- 1st team All-SWAC.

TRUE FRESHMAN (2009): Played in 5 games.

HIGH SCHOOL (CAHOKIA HS – CAHOKIA, ILL.)

- Also participated in track & field, where he earned a state title.

SENIOR (2008):

- All-Southern Seven Conference.

- All-Class 5A.

- Belleville News-Democrat Class 1A-2A Track and Field Athlete of the Year.

OFF THE FIELD

COMMUNITY:

2020:

- Partnered with the Scholars Education Center to open a location in Metairie, Louisiana that provides students of all ages with a space for empowerment, growth and access to impactful educational resources.

2019:

- Hosted a “Day of Sport” event in the Ochsner Sports Performance Center indoor field, putting over 200 children through various fitness and yoga drills.
- Co-hosted an event to benefit Team Gleason and Son of a Saint with A.J. Klein.

2016:

- Participated in “Greasing of the Poles” event to commemorate the start of Mardi Gras.
- Played in Tim Lelito’s charity softball game.

PERSONAL:

- **PRONUNCIATION:** First name is pronounced tuh-RON.
- **MAJOR:** Industrial technology engineering.

TERRON ARMSTEAD'S NFL REGULAR SEASON STATS

GAMES/STARTS: (New Orleans) 2013: 6/2, 2014: 14/14, 2015: 13/13, 2016: 7/7, 2017: 10/10, 2018: 10/10, 2019: 15/15, 2020: 14/14, 2021: 8/8, (Miami) 2022: 2/2 **NFL TOTALS: 99/95**

TERRON ARMSTEAD'S NFL PLAYOFF STATS

GAMES/STARTS: (New Orleans) 2013: 2/2, 2017: 2/2, 2018: 2/2, 2019: 1/1, 2020: 2/2 **NFL TOTALS: 9/9**

ADDITIONAL STATS

Miscellaneous Tackles: 1 in 2015, 1 in 2017, 1 in 2021 for total of 3 (P-2).

Miscellaneous Fumble Recoveries: 1 in 2017, 1 in 2019 for total of 2.



55

JEROME BAKER

LINEBACKER // 6-2 // 225 // OHIO STATE '18
 ACQUIRED: D3, '18
 HOMETOWN: CLEVELAND, OHIO // BORN: 12/25/96
 NFL: FIFTH SEASON // DOLPHINS: FIFTH SEASON



NFL CAREER

TRANSACTIONS:

- 3rd-round pick (73rd overall) by Miami in the 2018 NFL Draft.

CAREER HONORS:

- 2021 Walter Payton Man of the Year Nominee.
- AFC Defensive Player of the Month (December 2021).

CAREER HIGHLIGHTS:

- Played in 66 career games with 55 starts.
- 410 tackles (265 solo), 17.0 sacks, 3 interceptions, 14 passes defended and 5 forced fumbles; 1 interception return for a TD.
- 1 punt return for 0 yards (0.0 avg.).
- 5 special teams tackles (3 solo).
- Led the Dolphins in tackles in 3 consecutive seasons from 2019-21.
- Became the 1st Dolphin since at least 2000 to record 400+ tackles in the 1st 4 years of his career.
- His 410 career tackles are 7th among his draft class.

MOST CAREER TACKLES (2018 DRAFT CLASS)

PLAYER	TM	TOT	SOLO	ASST
1. Roquan Smith	Chi.	543	359	184
2. Shaquille Leonard	Ind.	538	343	195
3. Fred Warner	SF	514	336	176
4. Tremaine Edmunds	Buf.	475	302	173
5. Foye Oluokun	Atl./Jax.	468	276	192
6. Jessie Bates	Cin.	411	291	120
7. JEROME BAKER	MIA.	410	265	145
8. Minkah Fitzpatrick	Pit.	370	249	121
9. Leighton Vander Esch	Dal.	363	235	128
10. Terrell Edmunds	Pit.	345	240	105

- His 124 tackles in 2019 were 14th in the NFL.
- His 76 tackles in 2018 were 7th among rookie linebackers.
- Served as a team captain in 2019.

2022 (MIAMI):

- Started 2 games.
- 7 tackles (4 solo).

VS. NEW ENGLAND (9/11): 5 tackles (3 solo).

2021 (MIAMI):

- Started 16 games.
- Inactive for 1 game.
- 92 tackles (62 solo), 5.5 sacks, 1 interception, 4 passes defended and 1 forced fumble.

VS. HOUSTON (11/7): 7 tackles (5 solo), 1 interception and 1 pass defended.

- Intercepted QB Tyrod Taylor in the 2nd quarter.

VS. N.Y. JETS (12/19): 7 tackles (4 solo) and 2.0 sacks.

- Sacked QB Zach Wilson for a loss of 9 yards in the 2nd quarter.
- Sacked QB Zach Wilson for a loss of 10 yards on 3rd-and-12 in the 4th quarter to force a punt.

AT NEW ORLEANS (12/27): 6 tackles (5 solo) and 1.5 sacks.

- Sacked QB Ian Book for a loss of 7 yards on 3rd-and-6 in the 1st quarter.
- Split a sack of QB Ian Book with S Jevon Holland for a loss of 12 yards in the 4th quarter.

AT TENNESSEE (1/2): 7 tackles (6 solo) and 1.0 sack.

- Sacked QB Ryan Tannehill for a loss of 10 yards on 3rd-and-6 in the 3rd quarter.

HONORS:

- Walter Payton Man of the Year Nominee.
- AFC Defensive Player of the Month (December).

2020 (MIAMI):

- Played in all 16 games with 11 starts.
- 111 tackles (69 solo), 7.0 sacks, 3 passes defended and 2 forced fumbles.
- 1 solo special teams tackle.

AT NEW ENGLAND (9/13): 16 tackles (12 solo), 1.0 sack and 1 forced fumble.

- Sacked QB Cam Newton for a loss of 9 yards in the 1st quarter.
- His 16 tackles were the most by a Dolphins player since 2014.

AT SAN FRANCISCO (10/11): 7 tackles (6 solo) and 1.0 sack; 1 solo special teams tackle.

- Sacked QB C.J. Beathard for a loss of 9 yards in the 3rd quarter.

VS. KANSAS CITY (12/13): 9 tackles (5 solo) and 2.5 sacks.

- Sacked QB Patrick Mahomes for a loss of 30 yards on 3rd-and-12 in the 1st quarter.
- Sacked QB Patrick Mahomes again in the 2nd quarter for a loss of 5 yards.
- Split a sack with DT Christian Wilkins of QB

Patrick Mahomes on 3rd-and-6 in the 4th quarter.

- His 30-yard sack is the longest in Dolphins history and longest in the NFL since 2015.
- Became 1st NFL player to record at least 2.5 sacks in one game against QB Patrick Mahomes.

2019 (MIAMI):

- Played in 16 games with 15 starts.
- 124 tackles (74 solo), 1.5 sacks, 1 interception, 4 passes defended and 2 forced fumbles.
- 1 solo special teams tackle.
- His 124 tackles (74 solo) were 14th in the NFL and 1st among all players in the 2018 draft class.
- Served as a team captain.

AT INDIANAPOLIS (11/10): 8 tackles (7 solo), 1.0 sack and 1 forced fumble.

- Strip-sacked QB Brian Hoyer on 2nd-and-13 in the 2nd quarter, moving the Colts out of field goal range.

AT N.Y. GIANTS (12/15): 12 tackles (6 solo), 1 interception and 1 pass defended.

- Intercepted QB Eli Manning in the 3rd quarter.

VS. CINCINNATI (12/22): 12 tackles (7 solo), 0.5 sacks and 1 pass defended.

- Sacked QB Andy Dalton on a 3rd-and-10 in the 1st quarter.

2018 (MIAMI):

- Played in all 16 games with 11 starts.
- 76 tackles (56 solo), 3.0 sacks, 1 interception and 3 passes defended; 1 interception return for a TD.
- 1 punt return for 0 yards (0.0 avg.).
- 3 special teams tackles (1 solo).
- His 76 tackles were 7th among rookie linebackers.

AT CINCINNATI (10/7): 6 solo tackles and 2.0 sacks; 1 assisted special teams tackle.

- Sacked QB Andy Dalton on third-and-10 for a loss of 9 yards in the 3rd quarter, forcing Cincinnati to punt.
- Sacked QB Andy Dalton again on third-and-1 for a loss of 10 yards in the 3rd quarter, holding Cincinnati to a field goal.
- The last Dolphins rookie to have 2.0 sacks in a game was DE Olivier Vernon on 10/14/12 vs. St. Louis, while the last rookie linebacker to do so for Miami was Derrick Rodgers on 10/12/97 at N.Y. Jets.

VS. N.Y. JETS (11/4): 5 tackles (4 solo), 1 interception and 1 pass defended.

- Intercepted QB Sam Darnold on 2nd-and-9 with 10:56 remaining in the 4th quarter and returned it 25 yards for a TD, extending Miami's lead to 13-3.

AT BUFFALO (12/30): 6 solo tackles and 1.0 sack.

- Sacked QB Josh Allen on 1st-and-10 for a loss of 9 yards in the 1st quarter.

BEFORE THE NFL

COLLEGE (OHIO STATE):

- 3-year letterman (2015-17) and 2-year starter.

CAREER: Played in 33 games with 25 starts; 158 tackles (90 solo), 7.0 sacks, 2 interceptions, 5 passes defended, 1 forced fumble and 3 fumble recoveries.

JUNIOR (2017): Started 13 games; 72 tackles (42

solo), 3.5 sacks, 3 passes defended, 1 forced fumble and 2 fumble recoveries.

- Honorable mention All-Big Ten.

SOPHOMORE (2016): Played in all 13 games with 12 starts; 83 tackles (45 solo), 3.5 sacks, 2 interceptions, 2 passes defended and 1 fumble recovery.

- Honorable mention All-Big Ten.
- His 83 tackles were second on the team.

TRUE FRESHMAN (2015): Played in 7 games; 3 solo tackles.

HIGH SCHOOL (BENEDICTINE HS – CLEVELAND, OHIO)

SENIOR (2014):

- Helped his school win the state championship.
- 1st-team all-state.
- Co-defensive player of the year in Ohio.

OFF THE FIELD

COMMUNITY:

2021:

- Held the 3rd annual Season of Giving event at the Miami Northwest Boys & Girls Club to provide holiday gifts for children ages 6-10.
- Partnered with the North Miami Police Department to host a Thanksgiving meal distribution for 20 South Florida families.
- Partnered with a minority-owned food truck to provide meals for first responders who worked tirelessly in the recovery efforts of the Surfside condo building collapse and delivered water and supplies.
- Led the charge with the City of North Miami to collect and transport supplies for the people of Haiti following the devastating earthquake in August.
- Hosted a Christmas in July event for children at the Boys & Girls Club, spending the day with the students and also providing back-to-school supplies and gifts.

2020:

- Held his 2nd annual Season of Giving event at the Miami Northwest Boys & Girls Club, appearing virtually to surprise the kids with holiday gifts.
- Hosted a socially-distanced backpack giveaway at his high school alma mater, Benedictine, to assist Cleveland-area youth during the pandemic.

2019:

- Held the 1st Season of Giving event to provide holiday gifts for children at the Miami Northwest Boys & Girls Club.
- Served as the player ambassador for Florida Fuel Up to Play 60 initiative encouraging access and consumption of proper nutrition and physical activity for local youth.

2018:

- Participated in a police ride along through Football Unites.
- Joined the Microsoft Digital Skills All-Star program.
- Established his Expand the Land Foundation to inspire youth and provide mentorship and programming in South Florida and his hometown of Cleveland.

PERSONAL:

- **MAJOR:** Criminology.

JEROME BAKER'S NFL REGULAR SEASON STATS																
YEAR	TEAM	GP	GS	TACKLES					INTERCEPTIONS					FUMBLES		
				TOT	SOLO	ASST	SK	YDS	INT	YDS	LG	TD	PD	FF	FR	
2018	MIAMI	16	11	76	56	20	3.0	28.0	1	25	25t	1	3	0	0	
2019	MIAMI	16	15	124	74	50	1.5	13.0	1	34	34	0	4	2	0	
2020	MIAMI	16	11	111	69	42	7.0	69.5	0	0	0	0	3	2	0	
2021	MIAMI	16	16	92	62	30	5.5	52.0	1	0	0	0	4	1	0	
2022	MIAMI	2	2	7	4	3	0.0	0.0	0	0	0	0	0	0	0	
NFL TOTALS		66	55	410	265	145	17.0	1625	3	59	34	1	14	5	0	

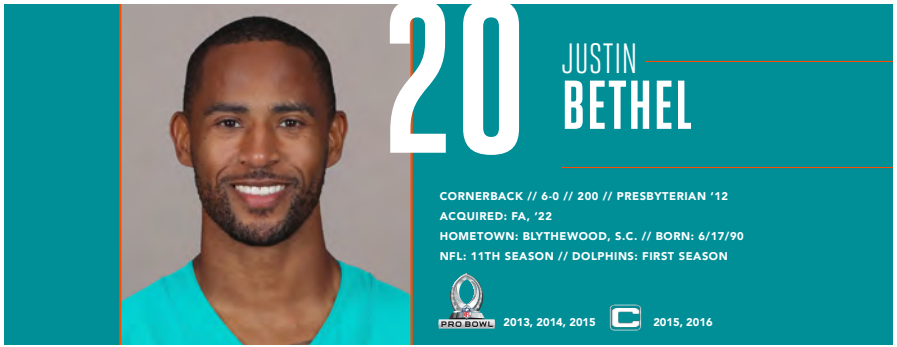
ADDITIONAL STATS

Defensive Touchdowns: 25-yard interception return vs. N.Y. Jets (11/4/18).

Special Teams Tackles: 3 in 2018, 1 in 2019, 1 in 2020 for total of 5.

SINGLE-GAME CAREER HIGHS

Tackles: 16 at New England, 9/13/20
Sacks: 2.5 vs. Kansas City, 12/13/20
Interceptions: 1 3 times, last: vs. Houston, 11/7/21
Passed Defensed: 2 vs. L.A. Rams, 11/1/20
Forced Fumbles: 1 4 times, last: vs. Buffalo, 9/19/21



NFL CAREER

TRANSACTIONS:

- Signed by Miami on Sept. 1, 2022.
- Released by New England on Aug. 30, 2022.
- Signed by New England on Oct. 23, 2019.
- Released by Baltimore on Oct. 21, 2019.
- Signed by Baltimore as an unrestricted free agent from Atlanta on March 19, 2019.
- Signed by Atlanta as an unrestricted free agent from Arizona on March 26, 2018.
- 6th-round pick (177th overall) by Arizona in the 2012 NFL Draft.

CAREER HONORS:

- 2015 1st-team All-Pro.
- 2015 Pro Bowl selection.
- 2014 Pro Bowl selection.
- NFC Special Teams Player of the Week (at Dallas, 11/2/14).
- NFC Special Teams Player of the Month (December 2014).
- 2013 1st-team All-Pro.
- 2013 Pro Bowl selection.

CAREER HIGHLIGHTS:

- Played in 161 games with 14 starts.
- 102 tackles (89 solo), 4 interceptions, 20 passes defended, 5 forced fumbles and 8 fumble recoveries.
- 136 special teams tackles (115 solo).
- Appeared in 5 postseason games with 2 starts.
- Is a 2-time team captain (2015-16).

2022 (NEW ENGLAND/MIAMI):

- Played in 2 games with Miami.
- 1 solo special teams tackle with Miami.
- Spent the offseason and training camp with New England.

VS. NEW ENGLAND (9/11): 1 solo special teams tackle.

2021 (NEW ENGLAND):

- Played in all 17 games.
- 4 solo tackles, 1 pass defended and 1 forced fumble.
- 8 special teams tackles (5 solo).

VS. DALLAS (10/17): 2 solo special teams tackles, 1

pass defended and 1 forced fumble.

- Deflected a QB Dak Prescott pass in the 2nd quarter that was intercepted by S Kyle Dugger.
- Forced a fumble on punt coverage against WR Cedrick Wilson Jr.

POSTSEASON:

AFC WILD CARD AT BUFFALO (1/15): Played but did not record any stats.

2020 (NEW ENGLAND):

- Played in all 16 games.
- 14 special teams tackles (13 solo).

AT L.A. CHARGERS (12/6): 3 special teams tackles (2 solo).

AT L.A. RAMS (12/10): 2 solo special teams tackles.

AT MIAMI (12/20): 2 solo special teams tackles.

2019 (BALTIMORE/NEW ENGLAND):

- Played in 9 games with New England.
- 2 fumble recoveries with New England.
- 6 special teams tackles (5 solo) with New England.
- Signed with New England on Oct. 23.
- Released by Baltimore on Oct. 21.
- Played in 7 games with Baltimore.
- 1 solo tackle and 1 fumble recovery with Baltimore.
- 5 special teams tackles (3 solo) with Baltimore.

AT MIAMI (9/8): 1 fumble recovery.

- Made his Baltimore debut.
- Recovered a fumble by WR Jakeem Grant on a punt return.

AT BALTIMORE (11/3): 2 special teams tackles (1 solo) and 1 fumble recovery.

- Recovered a fumble by DB Cyrus Jones on a punt return.

AT CINCINNATI (12/15): 1 solo special teams tackle and 1 fumble recovery.

- Recovered a fumble by WR Alex Erickson on a punt return in the 2nd quarter.

POSTSEASON:

AFC WILD CARD VS. TENNESSEE (1/4): Played but did not record any stats.

2018 (ATLANTA):

- Played in 14 games.
- Inactive for 2 games.
- 14 special teams tackles (12 solo).

VS. CAROLINA (9/16): 3 solo special teams tackles.

VS. TAMPA BAY (10/14): 3 special teams tackles (2 solo).

AT WASHINGTON (11/4): 3 special teams tackles (2 solo).

2017 (ARIZONA):

- Played in all 16 games with 6 starts.
- 30 tackles (20 solo), 1 interception and 4 passes defended.
- 11 special teams tackles (9 solo).

AT DETROIT (9/10): 4 tackles (3 solo), 1 interception and 2 passes defended.

- Intercepted QB Matthew Stafford's first pass attempt of the game and returned it 82 yards for an early TD.
- It was the 4th TD of his career.

AT INDIANAPOLIS (9/17): 6 tackles (4 solo) and 1 pass defended; 1 solo special teams tackle.

AT PHILADELPHIA (10/8): 6 tackles (3 solo).

2016 (ARIZONA):

- Played in all 16 games with 3 starts.
- 26 tackles (25 solo), 1 interception, 6 passes defended, 1 forced fumble and 1 fumble recovery.
- 13 special teams tackles (12 solo).

VS. WASHINGTON (12/4): 1 forced fumble; 2 solo special teams tackles.

- Forced a fumble by WR Maurice Harris on a kickoff return in the 2nd quarter.

AT SEATTLE (12/24): 5 solo tackles and 3 passes defended; 1 assisted special teams tackle.

AT L.A. RAMS (1/1): 6 solo tackles, 1 interception, 1 pass defended and 1 fumble recovery; 1 solo special teams tackle.

- Recovered a fumble by WR Tavon Austin in the 4th quarter.
- Intercepted a QB Sean Mannion pass and returned it 66 yards for a TD in the 4th quarter.
- It was his 3rd career TD.

2015 (ARIZONA):

- Played in all 16 games with 5 starts.
- 33 tackles (31 solo), 2 interceptions, 9 passes defended, 2 forced fumble and 2 fumble recoveries.
- 13 solo special teams tackles.

VS. SAN FRANCISCO (9/27): 1 interception, 2 passes defended and 1 forced fumble; 2 solo special teams tackles.

- Intercepted QB Colin Kaepernick's first pass attempt of the game and returned it 21 yards for a TD.
- It was his 2nd career TD.
- Forced a fumble by WR DeAndrew White on a kickoff in the 2nd quarter that was recovered by Arizona.

VS. BALTIMORE (10/26): 1 solo tackle, 1 forced fumble and 2 fumble recoveries; 1 solo special teams tackle.

- Forced and recovered a fumble by WR Jeremy Ross on a punt return in the 2nd quarter.
- Recovered a fumble by WR Brittan Golden on a punt return at the end of the 1st half.

VS. GREEN BAY (12/27): 7 solo tackles, 1

interception and 1 pass defended; 1 solo special teams tackle.

- Intercepted a pass from QB Aaron Rodgers in the 2nd quarter.

POSTSEASON:

NFC DIVISIONAL VS. GREEN BAY (1/16): 6 solo tackles and 1 pass defended.

NFC CHAMPIONSHIP AT CAROLINA (1/24): 4 solo tackles and 1 pass defended.

PRO BOWL:

- Selected to the Pro Bowl for the 3rd time in his career as a special teamer.

HONORS:

- PFWA All-Pro selection on special teams.

2014 (ARIZONA):

- Played in all 16 games.
- 7 solo tackles, 1 forced fumble and 1 fumble recovery.
- 18 special teams tackles (14 solo).

AT DALLAS (11/2): 1 solo special teams tackle.

- Blocked a 35-yard field goal at the end of the 1st half.

VS. KANSAS CITY (12/7): 1 fumble recovery; 4 special teams tackles (1 solo).

- Recovered a fumble by TE Travis Kelce in the 4th quarter.

AT ST. LOUIS (12/11): 1 solo tackle and 1 forced fumble; 4 solo special teams tackles.

- Forced a fumble by WR Tavon Austin on a punt return in the 4th quarter.

POSTSEASON:

NFC WILD CARD AT CAROLINA (1/3): 1 solo tackle and 1 fumble recovery.

- Recovered a fumble by WR Brenton Bersin on a punt return in the 1st quarter.

PRO BOWL:

- Selected to the Pro Bowl for the 2nd time in his career as a special teamer for Team Carter.

HONORS:

- NFC Special Teams Player of the Week (at Dallas, 11/2)
- NFC Special Teams Player of the Month (December 2014).

2013 (ARIZONA):

- Played in all 16 games.
- 1 fumble recovery.
- 21 special teams tackles (17 solo).

VS. DETROIT (9/15): 1 solo special teams tackle.

- Blocked a 47-yard field goal attempt in the 4th quarter.

VS. HOUSTON (11/10): 2 special teams tackles (1 solo).

- Blocked a 40-yard field goal attempt at the end of the 1st half.

AT SEATTLE (12/22): 1 fumble recovery; 1 solo special teams tackle.

- Recovered a fumble by RB Robert Turbin on a kickoff return.

PRO BOWL:

- Selected to the Pro Bowl for the 1st time in his career as a special teamer for Team Rice.

HONORS:

- PFWA All-Pro selection on special teams.

2012 (ARIZONA):

- Played in all 16 games.
- 1 solo tackle.
- 12 special teams tackles (11 solo).

VS. SEATTLE (9/9): Played but did not record any stats.

- Made his NFL debut.

VS. SAN FRANCISCO (10/29): 2 solo special teams tackles.

VS. CHICAGO (12/23): 1 solo special teams tackle.

- Returned a blocked field goal 82 yards for a TD in the 4th quarter.
- It was his 1st career TD.

- 1st-team FCS All-American.
- Big South Defensive Player of the Year.
- 1st-team All-Big South.

JUNIOR (2010): Started 10 games; 59 tackles (47 solo) and 1 interception; 1 blocked kick.

- 2nd-team All-Big South.

SOPHOMORE (2009): Started all 11 games; 79 tackles (55 solo) and 1 forced fumble; 3 blocked kicks.

- 2nd-team All-Big South.

TRUE FRESHMAN (2008): Played in all 12 games with 11 starts; 54 tackles (37 solo), 2 interceptions and 4 passes defended; 2 blocked kicks.

- SEC All-Freshman Team.

BEFORE THE NFL

COLLEGE (PRESBYTERIAN):

- 4-year letterman (2011-14) and 3-year starter.

CAREER: Played in 44 games with 43 starts; 279 tackles (199 solo), 7 interceptions, 23 passes defended and 4 forced fumbles; 9 blocked kicks.

- Became the school's first NFL draft pick since 1969.
- His 279 total tackles, 7 interceptions, 129 interception return yards, 23 passes defended, 4 forced fumbles and 9 blocked kicks were all school records at the time he graduated.

SENIOR (2011): Started all 11 games; 87 tackles (60 solo), 4 interceptions and 10 passes defended; 3 blocked kicks.

HIGH SCHOOL (BLYTHEWOOD HS – BLYTHEWOOD, S.C.)

SENIOR (2007):

- All-region.

JUNIOR (2006):

- Helped his school win a state championship.

OFF THE FIELD

PERSONAL:

- **MAJOR:** Business administration.

JUSTIN BETHEL'S NFL REGULAR SEASON STATS

YEAR	TEAM	GP	GS	TACKLES					INTERCEPTIONS					FUMBLES		
				TOT	SOLO	ASST	SK	YDS	INT	YDS	LG	TD	PD	FF	FR	
2012	ARIZONA	16	0	1	1	0	0.0	0.0	0	0	0	0	0	0	0	0
2013	ARIZONA	16	0	0	0	0	0.0	0.0	0	0	0	0	0	0	0	1
2014	ARIZONA	16	0	7	7	0	0.0	0.0	0	0	0	0	0	0	1	1
2015	ARIZONA	16	5	33	31	2	0.0	0.0	2	21	21t	1	9	2	2	2
2016	ARIZONA	16	3	26	25	1	0.0	0.0	1	66	66t	1	6	1	1	1
2017	ARIZONA	16	6	30	20	10	0.0	0.0	1	82	82t	1	4	0	0	0
2018	ATLANTA	14	0	0	0	0	0.0	0.0	0	0	0	0	0	0	0	0
2019	BALTIMORE	7	0	1	1	0	0.0	0.0	0	0	0	0	0	0	0	1
	NEW ENGLAND	9	0	0	0	0	0.0	0.0	0	0	0	0	0	0	0	2
2020	NEW ENGLAND	16	0	0	0	0	0.0	0.0	0	0	0	0	0	0	0	0
2021	NEW ENGLAND	17	0	4	4	0	0.0	0.0	0	0	0	0	1	1	1	0
2022	MIAMI	2	0	0	0	0	0.0	0.0	0	0	0	0	0	0	0	0
	NFL TOTALS	161	14	102	89	13	0.0	0.0	4	169	82t	3	20	5	8	0

JUSTIN BETHEL'S NFL PLAYOFF STATS

YEAR	TEAM	GP	GS	TACKLES					INTERCEPTIONS					FUMBLES		
				TOT	SOLO	ASST	SK	YDS	INT	YDS	LG	TD	PD	FF	FR	
2014	ARIZONA	1	0	1	1	0	0.0	0.0	0	0	0	0	0	0	0	1
2015	ARIZONA	2	2	10	10	0	0.0	0.0	0	0	0	0	0	2	0	0
2019	NEW ENGLAND	1	0	0	0	0	0.0	0.0	0	0	0	0	0	0	0	0
2021	NEW ENGLAND	1	0	0	0	0	0.0	0.0	0	0	0	0	0	0	0	0
	PLAYOFF TOTALS	5	2	11	11	0	0.0	0.0	0	0	0	0	2	0	1	0

ADDITIONAL STATS

Special Teams Touchdowns: (Arizona) 82-yard blocked field goal return vs. Chicago (12/23/12).


Defensive Touchdowns: (Arizona) 21-yard interception return vs. San Francisco (9/27/15), 66-yard interception return at L.A. Rams (1/1/17), 82-yard interception return at Detroit (9/10/17).

Blocked Kicks: (Arizona) 47-yard field goal attempt vs. Detroit (9/15/13), 40-yard field goal attempt vs. Houston (11/10/13), 35-yard field goal attempt at Dallas (11/2/14), PAT attempt at Minnesota (11/20/16).

Special Teams Tackles: (Arizona) 12 in 2012, 21 in 2013, 18 in 2014, 13 in 2015, 13 in 2016, 11 in 2017, (Atlanta) 14 in 2018, (Baltimore) 5 in 2019, (New England) 6 in 2019, 14 in 2020, 8 in 2021, (Miami) 1 in 2022 for total of 136.

SINGLE-GAME CAREER HIGHS

Tackles:	7	3 times, last: vs. Seattle, 1/3/16
Interceptions:	1	4 times, last: at Detroit, 9/10/17
Passes Defensed:	3	at Seattle, 12/24/16
Forced Fumbles:	1	5 times, last: vs. Dallas, 10/17/21
Fumble Recovery:	2	vs. Baltimore, 10/26/15



5

TEDDY BRIDGEWATER

QUARTERBACK // 6-2 // 212 // LOUISVILLE '92
ACQUIRED: FA, '22
HOMETOWN: MIAMI, FLA. // BORN: 11/10/92
NFL: NINTH SEASON // DOLPHINS: FIRST SEASON



NFL CAREER

TRANSACTIONS:

- Signed by Miami as an unrestricted free agent from Denver on March 17, 2022.
- Traded from Carolina to Denver on April 30, 2021.
- Signed by Carolina as an unrestricted free agent from New Orleans on March 25, 2020.
- Traded from the N.Y. Jets to New Orleans on Aug. 30, 2018.
- Signed by the N.Y. Jets as an unrestricted free agent from Minnesota on March 18, 2018.
- 1st-round pick (32nd overall) by Minnesota in the 2014 NFL Draft.

CAREER HONORS:

- 2020 Art Rooney Award winner.
- 2015 Pro Bowl selection.
- 2014 Pepsi NFL Rookie of the Year.
- 2014 PFWA All-Rookie Team.
- 2014 Vikings Rookies of the Year.
- 2014 Vikings Offensive Player of the Year.

CAREER HIGHLIGHTS:

- Played in 73 games with 63 starts.
- 1,323-of-1,988 passing (66.5 pct.) for 14,437 yards and 71 TDs for a QB rating of 90.7.
- 216 carries for 819 yards (3.8 avg.) and 11 TDs.
- Appeared in 1 postseason game with Minnesota.
- Is a 3-time team captain (2015, 2020-21) for 3 different teams.

2022 (MIAMI):

- Dressed but did not play 2 games.

2021 (DENVER):

- Started 14 games.
- Inactive for 2 games.
- Missed 1 game after being placed on injured reserve on Jan. 5.
- 285-of-426 passing (66.9 pct.) for 3,052 yards and 18 TDs for a QB rating of 94.9.
- 30 carries for 106 yards (3.5 avg.) and 2 TDs.
- Served as a team captain.

AT JACKSONVILLE (9/19): 26-of-34 passing (76.5 pct.) for 328 yards and 2 TDs for a QB rating of 125.6; 4 carries for 1 yard (0.3 avg.).

- Completed a 12-yard TD pass to WR Tim Patrick

in the 2nd quarter to give Denver a 10-7 lead.

- Completed a 14-yard TD pass to TE Noah Fant in the 3rd quarter to give Denver a 17-7 lead.
- AT PITTSBURGH (10/10):** 24-of-38 passing (63.2 pct.) for 288 yards and 2 TDs for a QB rating of 92.9; 1 carry for 11 yards.
- Completed a 2-yard TD pass to WR Kendall Hinton in the 4th quarter.
 - Completed a 39-yard TD pass to WR Courtland Sutton in the 4th quarter.
- VS. LAS VEGAS (10/17):** 35-of-49 passing (71.4 pct.) for 334 yards and 3 TDs for a QB rating of 84.9; 2 carries for 9 yards (4.5 avg.).
- Completed a 23-yard TD pass to WR Tim Patrick in the 1st quarter to give Denver a 7-0 lead.
 - Completed a 12-yard TD pass to WR Courtland Sutton in the 4th quarter.
 - Completed a 4-yard TD pass to TE Noah Fant in the 4th quarter.

2020 (CAROLINA):

- Started 15 games.
- Inactive for 1 game.
- 340-of-492 passing (69.1 pct.) for 3,733 yards and 15 TDs for a QB rating of 92.1.
- 53 carries for 279 yards (5.3 avg.) and 5 TDs.
- Served as a team captain.

AT TAMPA BAY (9/20): 33-of-42 passing (78.6 pct.) for 367 yards and a QB rating of 83.2.

VS. ARIZONA (10/4): 26-of-37 passing (70.3 pct.) for 276 yards and 2 TDs for a QB rating of 98.5; 6 carries for 32 yards and 1 TD.

- Scored on a 18-yard TD run to give Carolina a 14-0 lead in the 1st quarter.
- Completed a 3-yard TD pass to WR Reggie Bonnafon to give Carolina a 21-7 lead in the 2nd quarter.
- Completed a 2-yard TD pass to TE Ian Thomas to extend Carolina's lead to 28-7 in the 3rd quarter.

AT ATLANTA (10/11): 27-of-36 passing (75.0 pct.) for 313 yards and 2 TDs for a QB rating of 119.3; 3 carries for 3 yards (1.0 avg.).

- Completed a 57-yard TD pass to WR D.J. Moore to give Carolina a 13-7 lead in the 2nd quarter.
- Completed a 3-yard TD pass to RB Mike Davis to extend Carolina's lead to 20-7 in the 2nd quarter.

AT KANSAS CITY (11/8): 36-of-49 passing (73.5 pct.) for 310 yards and 2 TDs for a QB rating of 103.3; 2 carries for 19 yards (9.5 avg.) and 1 TD.

- Completed a 9-yard TD pass to RB Christian McCaffrey to open scoring in the 1st quarter.
- Completed a 14-yard TD pass to WR Curtis Samuel in the 2nd quarter to extend Carolina's lead to 14-3.
- Scored on a 4-yard TD run in the 4th quarter.

HONORS:

- Art Rooney Award winner.

2019 (NEW ORLEANS):

- Played in 9 games with 5 starts.
- Dressed but did not play in 7 games.
- 133-of-196 passing (67.9 pct.) for 1,384 yards and 9 TDs for a QB rating of 99.1.
- 28 carries for 31 yards (1.1 avg.).

VS. TAMPA BAY (10/6): 26-of-34 passing (76.5 pct.) for 314 yards and 4 TDs for a QB rating of 131.3; 5 carries for 7 yards (1.4 avg.).

- Completed a 14-yard TD pass to WR Michael Thomas to give New Orleans a 10-7 lead in the 2nd quarter.
- Completed a 9-yard TD pass to TE Jared Cook to give New Orleans a 17-10 lead in the 2nd quarter.
- Completed a 33-yard TD pass to WR Ted Ginn to give New Orleans a 24-10 lead in the 3rd quarter.
- Completed a 12-yard TD pass to WR Michael Thomas to give New Orleans a 31-24 lead in the 4th quarter.

AT CHICAGO (10/20): 23-of-38 passing (60.5 pct.) for 281 yards and 2 TDs for a QB rating of 100.9; 4 carries for 7 yards (1.8 avg.).

- Completed a 7-yard TD pass to TE Josh Hill to give New Orleans a 7-2 lead in the 1st quarter.
- Completed a 4-yard TD pass to QB Taysom Hill to extend New Orleans' lead to 25-10 in the 3rd quarter.

POSTSEASON:

NFC WILD CARD VS. MINNESOTA (1/5): Inactive.

2018 (NEW ORLEANS):

- Played in 5 games with 1 start.
- Dressed but did not play in 11 games.
- 14-of-23 passing (60.9 pct.) for 118 yards and 1 TD for a QB rating of 70.6.
- 11 carries for 5 yards (0.5 avg.).

VS. CAROLINA (12/30): 14-of-22 passing (63.6 pct.) for 118 yards and 1 TD for a QB rating of 73.7; 4 carries for 12 yards (3.0 avg.).

- Completed a 9-yard TD pass to WR Tre'Quan Smith in the 4th quarter.

POSTSEASON:

NFC DIVISIONAL VS. PHILADELPHIA (1/13): Inactive.

NFC CHAMPIONSHIP VS. L.A. RAMS (1/20): Inactive.

2017 (MINNESOTA):

- Played in 1 game.
- Spent the first 8 games on the Physically Unable to Perform list.
- Dressed but did not play in 7 games.
- 0-of-2 passing (0.0 pct.) for a QB rating of 0.0
- 3 carries for -3 yards (-1.0 avg.).

VS. CAROLINA (12/30): 0-of-2 passing (0.0 pct.) for

a QB rating of 0.0.

- First game back after a significant leg injury.

POSTSEASON:

NFC DIVISIONAL VS. NEW ORLEANS (1/14): Inactive.

NFC CHAMPIONSHIP AT PHILADELPHIA (1/21): Inactive.

2016 (MINNESOTA):

- Spent the entire season on injured reserve.

2015 (MINNESOTA):

- Started all 16 games.
- 292-of-447 passing (65.3 pct.) for 3,231 yards and 14 TDs for a QB rating of 88.7.
- 44 carries for 192 yards (4.4 avg.) and 3 TDs.
- Served as a team captain.

AT DETROIT (10/25): 25-of-35 passing (71.4 pct.) for 316 yards and 2 TDs for a QB rating of 118.3; 3 carries for 1 yard (0.3 avg.).

- Completed a 1-yard TD pass to TE Kyle Rudolph in the 2nd quarter to cut Detroit's lead to 17-13.
- Completed a 36-yard TD pass to WR Stefon Diggs to give Minnesota a 22-17 lead in the 3rd quarter.

VS. GREEN BAY (11/22): 25-of-37 passing (67.6 pct.) for 296 yards and 1 TD for a QB rating of 100.7; 4 carries for 43 yards (10.8 avg.).

- Completed a 47-yard TD pass to TE Kyle Rudolph to give Minnesota a 7-3 lead in the 1st quarter.

AT ARIZONA (12/10): 25-of-36 passing (69.4 pct.) for 335 yards and 1 TD for a QB rating of 108.0; 1 carry for 3 yards.

- Completed a 7-yard TD pass to WR Mike Wallace to tie the game at 20-20 in the 4th quarter.

VS. CHICAGO (12/20): 17-of-20 passing (85.0 pct) for 231 yards and 4 TDs and a QB rating of 154.4; 4 carries for 17 yards (4.3 avg.) and 1 TD.

- Completed a 15-yard TD pass to WR Stefon Diggs to open scoring in the 1st quarter.
- Completed a 17-yard TD pass to RB Jerick McKinnon to give Minnesota a 17-7 lead in the 2nd quarter.
- Completed a 33-yard TD pass to WR Stefon Diggs to give Minnesota a 24-7 lead in the 3rd quarter.
- Scored on a 12-yard TD rush to give Minnesota a 31-10 lead in the 4th quarter.
- Completed a 4-yard TD pass to FB Zach Line to bring Minnesota's final margin of victory, 38-17.

POSTSEASON:

NFC WILDCARD VS. SEATTLE (1/10): 17-of-24 passing (70.8 pct.) for 146 yards; 3 carries for 0 yards (0.0 avg.).

PRO BOWL:

- Selected to the Pro Bowl for the 1st time in his career.

2014 (MINNESOTA):

- Played in 13 games with 12 starts.
- Dressed but did not play in 2 games.
- Inactive for 1 game.
- 259-of-402 passing (64.4 pct.) for 2,919 yards and 14 TDs for a QB rating of 85.2.

- 47 carries for 209 yards (4.4 avg.) and 1 TD.
- AT NEW ORLEANS (9/21):** 12-of-20 passing (60.0 pct.) for 150 yards for a QB rating of 83.3; 6 carries for 27 yards (4.5 avg.).
- Made his NFL debut.
- VS. ATLANTA (9/28):** 19-of-30 passing (63.3 pct.) for 171 yards for a QB rating of 98.9; 5 carries for 27 yards (5.4 avg.) and 1 TD.
- Scored on a 13-yard TD run to give Minnesota a 21-14 lead in the 2nd quarter.
 - Made his 1st NFL start.
- VS. N.Y. JETS (12/7):** 19-of-27 passing (70.4 pct.) for 309 yards and 2 TDs for a QB rating of 117.7; 3 carries for 7 yards (2.3 avg.).
- Completed a 56-yard TD pass to WR Charles Johnson to give Minnesota a 14-9 lead in the 1st quarter.
 - Completed an 87-yard TD pass to WR Jarius Wright in overtime to win the game for Minnesota, 30-24.
- AT DETROIT (12/14):** 31-of-41 passing (75.6 pct.) for 315 yards and 1 TD for a QB rating of 84.9; 3 carries for 30 yards (10.0 avg.).
- Completed an 8-yard TD pass to WR Greg Jennings to open scoring.
- AT MIAMI (12/21):** 19-of-26 passing (73.1 pct.) for 259 yards and 2 TDs for a QB rating of 114.1; 5 carries for 13 yards (2.6 avg.).
- Completed a 21-yard TD pass to WR Greg Jennings to give Minnesota a 14-0 lead in the 2nd quarter.
 - Completed an 8-yard TD pass to WR Jarius Wright to cut Miami's lead to 28-27 in the 4th quarter.
- HONORS:**
- Pepsi NFL Rookie of the Year.
 - PFWA All-Rookie Team.
 - Vikings Rookie of the Year.
 - Vikings Offensive Player of the Year.

- CAREER:** Played in all 39 games with 35 starts; 781-of 1,142 passing (68.4 pct.) for 9,817 yards and 72 TDs; 226 carries for 170 yards (0.8 avg.) and 6 TDs.
- JUNIOR (2013):** Started all 13 games; 303-of-427 passing (71.0 pct.) for 3,970 yards and 31 TDs; 63 carries for 78 yards (1.2 avg.) and 1 TD.
- 2nd-team All-AAC.
- SOPHOMORE (2012):** Played in all 13 games with 12 starts; 287-of-419 passing (68.5 pct.) for 3,718 yards and 27 TDs; 74 carries for 26 yards (0.4 avg.) and 1 TD.
- Honorable mention All-America.
 - 1st-team All-Big East.
- TRUE FRESHMAN (2011):** Played in all 13 games with 10 starts; 191-of-296 passing (64.5 pct.) for 2,129 yards and 14 TDs; 89 carries for 66 yards (0.7 avg.) and 4 TDs.
- Big East Offensive Player of the Year.
 - Big East Rookie of the Year.
 - Freshman All-American.

HIGH SCHOOL (NORTHWESTERN HS – MIAMI, FLA.)

- SENIOR (2010):** 2,606 passing yards and 22 TDs.
- All-District.
 - 2nd-team all-state.
- JUNIOR (2009):** 2,546 passing yards and 32 TDs; 379 rushing yards and 5 TDs.
- 2nd-team all-state.

OFF THE FIELD

COMMUNITY:

2019:

- In 2019, he returned to his hometown of Miami to give back to his community. He rented a U-Haul and filled it with bicycles, backpacks, school supplies, water guns and other toys to give out to the local kids. When the truck was emptied, he handed out whatever cash was in his wallet to the remaining kids.

PERSONAL:

- **MAJOR:** Sport administration.

BEFORE THE NFL

COLLEGE (LOUISVILLE):

- 3-year starter (2011-13)

TEDDY BRIDGEWATER'S NFL REGULAR SEASON PASSING STATS

YEAR	TEAM	GP	GS	ATT	CMP	PCT	YDS	Y/A	TD	INT	LG	SK/YDS	RATE
2014	MINNESOTA	13	12	402	259	64.4	2919	7.3	14	12	87t	39/249	85.2
2015	MINNESOTA	16	16	447	292	65.3	3231	7.2	14	9	52	44/307	88.7
2016	MINNESOTA						INJURED RESERVE						
2017	MINNESOTA	1	0	2	0	0.0	0	0.0	0	1	0	0/0	0.0
2018	NEW ORLEANS	5	1	23	14	60.9	118	5.1	1	1	18	2/8	70.6
2019	NEW ORLEANS	9	5	196	133	67.9	1384	7.1	9	2	45	12/89	99.1
2020	CAROLINA	15	15	492	340	69.1	3733	7.6	15	11	75t	31/205	92.1
2021	DENVER	14	14	426	285	66.9	3052	7.2	18	7	64	31/211	94.9
2022	MIAMI	0	0	0	0	0.0	0	0.0	0	0	0	0/0	0.0
	NFL TOTALS	73	63	1988	1323	66.5	14437	7.3	71	43	87t	159/1069	90.7

TEDDY BRIDGEWATER'S NFL PLAYOFF PASSING STATS

YEAR	TEAM	GP	GS	ATT	CMP	PCT	YDS	Y/A	TD	INT	LG	SK/YDS	RATE
2015	MINNESOTA	1	1	24	17	70.8	146	6.1	0	0	24	3/21	86.5
	PLAYOFF TOTALS	1	1	24	17	70.8	146	6.1	0	0	24	3/21	86.5

TEDDY BRIDGEWATER'S NFL REGULAR SEASON RUSHING/RECEIVING STATS

YEAR	TEAM	GP	GS	RUSHING					RECEIVING					
				ATT	YDS	AVG	LG	TD	REC	YDS	AVG	LG	TD	
2014	MINNESOTA	13	12	47	209	4.4	16	1	0	0	0.0	-	0	
2015	MINNESOTA	16	16	44	192	4.4	19	3	0	0	0.0	-	0	
2016	MINNESOTA			INJURED RESERVE										
2017	MINNESOTA	1	0	3	-3	-1.0	-1	0	0	0	0.0	-	0	
2018	NEW ORLEANS	5	1	11	5	0.5	9	0	0	0	0.0	-	0	
2019	NEW ORLEANS	9	5	28	31	1.1	11	0	0	0	0.0	-	0	
2020	CAROLINA	15	15	53	279	5.3	18t	5	0	0	0.0	-	0	
2021	DENVER	14	14	30	106	3.5	13	2	0	0	0.0	-	0	
2022	MIAMI	0	0	0	0	0.0	0	0	0	0	0.0	-	0	
NFL TOTALS		73	63	216	819	3.8	19	11	0	0	0.0	-	0	

TEDDY BRIDGEWATER'S NFL PLAYOFF RUSHING/RECEIVING STATS

YEAR	TEAM	GP	GS	RUSHING					RECEIVING				
				ATT	YDS	AVG	LG	TD	REC	YDS	AVG	LG	TD
2015	MINNESOTA	1	1	3	0	0.0	2	0	0	0	0.0	-	0
PLAYOFF TOTALS		1	1	3	0	0.0	2	0	0	0	0.0	-	0

ADDITIONAL STATS

Career Regular Season Record As A Starter: (Minnesota)

6-6 in 2014, 11-5 in 2015, (New Orleans) 0-1 in 2018, 5-0 in 2019, (Carolina) 4-11 in 2020, (Denver) 7-7 in 2021 for total of 33-30. (P-0-1 in 2015)

Miscellaneous Tackles: (Minnesota) 1 in 2014, (Carolina) 1 in 2020 for total of 2.

BRIDGEWATER'S GAME-WINNING DRIVES (7)

DATE	OPP	GW SCORE	TIME LEFT	FINAL SCORE
1. 9/28/14	vs. Atl.	Asiata 1-yard rush	10:50	41-28
2. 11/2/14	vs. Was.	Asiata 1-yard rush	3:27	29-26
3. 12/7/14	vs. NYJ	Wright 87-yard rec.	10:21*	30-24
4. 11/1/15	at Chi.	Walsh 36-yard FG	0:00	23-20
5. 9/29/19	vs. Dal.	Lutz 26-yard FG	13:41	12-10
6. 10/13/19	at Jax.	Cook 4-yard rec.	11:49	13-6
7. 10/31/21	vs. Was.	Gordon 7-yard rush	4:27	17-10

* denotes GWD was in overtime

SINGLE-GAME CAREER HIGHS

Pass Attempts:	49	at Kansas City, 11/8/20
Completions:	36	at Kansas City, 11/8/20
Passing Yards:	367	at Tampa Bay, 9/20/20
TD Passes:	4	Twice, last: vs. Tampa Bay, 10/6/19
Longest Pass:	87t	vs. N.Y. Jets, 12/7/14
Completion Pct.:	85.0	vs. Chicago, 12/20/15
Passer Rating:	154.4	vs. Chicago, 12/20/15
Rush Attempts:	8	vs. Chicago, 10/18/20
Rushing Yards:	48	vs. Chicago, 10/18/20
Longest Run:	19	at Chicago, 11/1/15
Rushing TDs:	1	11 times, last: vs. L.A. Chargers, 11/28/21

300-YARD PASSING GAMES (11)

DATE	OPP	ATT	CMP	PCT	YDS	TD	INT	LG RATE
9/28/14	vs. Atl.	30	19	63.3	317	0	0	52 98.9
12/7/14	vs. NYJ	27	19	70.4	309	2	1	87t 117.7
12/14/14	at Det.	41	31	75.6	315	1	2	40 84.9
10/25/15	at Det.	35	25	71.4	316	2	0	31 118.3
12/10/15	at Ari.	36	25	69.4	335	1	0	41 108.0
10/6/19	vs. TB	34	26	76.5	314	4	1	42 131.3
9/20/20	at TB	42	33	78.6	367	0	2	39 83.2
10/11/20	at Atl.	36	27	75.0	313	2	0	57t 119.3
11/8/20	at KC	49	36	73.5	310	2	0	28 103.3
9/19/21	at Jax.	34	26	76.5	328	2	0	55 125.6
10/17/21	LV	49	35	71.4	334	3	3	26 84.9

BRIDGEWATER'S 4TH QUARTER COMEBACK VICTORIES (5)

DATE	OPP	4Q DEFICIT	4Q/OT STATS	FINAL SCORE
1. 9/28/14	vs. Atl.	27-28	4-3-66-0-0	41-28
2. 10/26/14	at TB	10-13	17-8-102-0-0	19-13
3. 11/2/14	vs. Was.	21-26	9-6-79-0-0	29-26
4. 11/1/15	at Chi.	13-20	10-7-114-1-0	23-20
5. 9/29/19	vs. Dal.	9-10	5-5-39-0-0	12-10

2014 GAME-BY-GAME STATS (MINNESOTA)

DATE	OPPONENT	P/S	ATT	CMP	PCT	YDS	TD	INT	LG	SK/YDS
09/07	at St. Louis					DID NOT PLAY				
09/14	NEW ENGLAND					DID NOT PLAY				
09/21	at New Orleans	1/0	20	12	60.0	150	0	0	41	2/15
09/28	ATLANTA	1/1	30	19	63.3	170	0	0	52	0/0
10/02	at Green Bay					INACTIVE				
10/12	DETROIT	1/1	37	23	62.2	188	0	3	18	8/45
10/19	at Buffalo	1/1	26	15	57.7	157	1	2	38	5/39
10/26	at Tampa Bay	1/1	42	24	57.1	241	1	0	28	1/6
11/02	WASHINGTON	1/1	42	26	61.9	268	1	0	22	2/16
11/16	at Chicago	1/1	28	18	64.3	158	1	1	24	2/11
11/23	GREEN BAY	1/1	37	21	56.8	210	2	1	23	2/14
11/30	CAROLINA	1/1	21	15	71.4	138	2	0	35	3/20
12/07	N.Y. JETS	1/1	27	19	70.4	309	2	1	87t	3/12
12/14	at Detroit	1/1	41	31	75.6	315	1	2	40	4/31
12/21	at Miami	1/1	26	19	73.1	259	2	1	40	4/21
12/28	CHICAGO	1/1	25	17	68.0	209	1	1	44t	3/19
2014 TOTALS		13/12	402	259	64.4	2919	14	12	87t	39/249

2015 GAME-BY-GAME STATS (MINNESOTA)

DATE	OPPONENT	P/S	ATT	CMP	PCT	YDS	TD	INT	LG	SK/YDS
09/14	at San Francisco	1/1	32	23	71.9	231	0	1	27	5/54
09/20	DETROIT	1/1	18	14	77.8	153	1	0	49	1/2
09/27	SAN DIEGO	1/1	24	13	54.2	121	0	1	19	0/0
10/04	at Denver	1/1	41	27	65.9	269	1	0	25	7/57
10/18	KANSAS CITY	1/1	31	17	54.8	249	1	2	52	2/12
10/25	at Detroit	1/1	35	25	71.4	316	2	0	49	4/31
11/01	at Chicago	1/1	30	17	56.7	187	1	1	40t	1/7
11/08	ST. LOUIS	1/1	21	13	61.9	144	0	1	30	0/0
11/15	at Oakland	1/1	22	14	63.6	140	1	0	37	4/18
11/22	GREEN BAY	1/1	37	25	67.6	296	1	0	47t	6/48
11/29	at Atlanta	1/1	28	20	71.4	174	0	1	23	0/0
12/06	SEATTLE	1/1	28	17	60.7	118	0	1	25	4/24
12/10	at Arizona	1/1	36	25	69.4	335	1	0	41	3/18
12/20	CHICAGO	1/1	20	17	85.0	231	4	0	34	1/10
12/27	N.Y. GIANTS	1/1	25	15	60.0	168	1	0	28t	3/18
01/03	at Green Bay	1/1	19	10	52.6	99	0	1	22	3/8
2015 TOTALS		16/16	447	292	65.3	3231	14	9	52	44/307
DATE	OPPONENT	P/S	ATT	CMP	PCT	YDS	TD	INT	LG	SK/YDS
01/10	SEATTLE*	1/1	24	17	70.8	146	0	0	24	3/21
PLAYOFF TOTALS		1/1	24	17	70.8	146	0	0	24	3/21

* NFC Wild Card game

2016 GAME-BY-GAME STATS (MINNESOTA)

DATE	OPPONENT	P/S	ATT	CMP	PCT	YDS	TD	INT	LG	SK/YDS
09/11	at Tennessee					INJURED RESERVE				
09/18	GREEN BAY					INJURED RESERVE				
09/25	at Carolina					INJURED RESERVE				
10/03	N.Y. GIANTS					INJURED RESERVE				
10/09	HOUSTON					INJURED RESERVE				
10/23	at Philadelphia					INJURED RESERVE				
10/31	at Chicago					INJURED RESERVE				
11/06	DETROIT					INJURED RESERVE				
11/13	at Washington					INJURED RESERVE				
11/20	ARIZONA					INJURED RESERVE				
11/24	at Detroit					INJURED RESERVE				
12/01	DALLAS					INJURED RESERVE				
12/11	at Jacksonville					INJURED RESERVE				
12/18	INDIANAPOLIS					INJURED RESERVE				
12/24	at Green Bay					INJURED RESERVE				
01/01	CHICAGO					INJURED RESERVE				
2016 TOTALS		0/0	0	0	0.0	0	0	0	-	0/0

2017 GAME-BY-GAME STATS (MINNESOTA)

DATE	OPPONENT	P/S	ATT	CMP	PCT	YDS	TD	INT	LG	SK/YDS
09/11	NEW ORLEANS					PHYSICALLY UNABLE TO PERFORM LIST				
09/17	at Pittsburgh					PHYSICALLY UNABLE TO PERFORM LIST				
09/24	TAMPA BAY					PHYSICALLY UNABLE TO PERFORM LIST				
10/01	DETROIT					PHYSICALLY UNABLE TO PERFORM LIST				
10/09	at Chicago					PHYSICALLY UNABLE TO PERFORM LIST				
10/15	GREEN BAY					PHYSICALLY UNABLE TO PERFORM LIST				
10/22	BALTIMORE					PHYSICALLY UNABLE TO PERFORM LIST				
10/29	at Cleveland					PHYSICALLY UNABLE TO PERFORM LIST				
11/12	at Washington					DID NOT PLAY				
11/19	L.A. RAMS					DID NOT PLAY				
11/23	at Detroit					DID NOT PLAY				
12/03	at Atlanta					DID NOT PLAY				
12/10	at Carolina					DID NOT PLAY				
12/17	CINCINNATI	1/0	2	0	0.0	0	0	1	-	0/0
12/23	at Green Bay					DID NOT PLAY				
12/31	CHICAGO					DID NOT PLAY				
2017 TOTALS		1/0	2	0	0.0	0	0	1	-	0/0

DATE	OPPONENT	P/S	ATT	CMP	PCT	YDS	TD	INT	LG	SK/YDS
01/14	NEW ORLEANS*					INACTIVE				
01/21	at Philadelphia**					INACTIVE				
PLAYOFF TOTALS		0/0	0	0	0.0	0	0	0	-	0/0

* NFC Divisional game

** NFC Championship

2018 GAME-BY-GAME STATS (NEW ORLEANS)

DATE	OPPONENT	P/S	ATT	CMP	PCT	YDS	TD	INT	LG	SK/YDS
09/09	TAMPA BAY					DID NOT PLAY				
09/16	CLEVELAND					DID NOT PLAY				
09/23	at Atlanta					DID NOT PLAY				
09/30	at N.Y. Giants					DID NOT PLAY				
10/08	WASHINGTON	1/0	0	0	0.0	0	0	0	-	0/0
10/21	at Baltimore					DID NOT PLAY				
10/28	at Minnesota	1/0	0	0	0.0	0	0	0	-	0/0
11/04	L.A. RAMS					DID NOT PLAY				
11/11	at Cincinnati	1/0	1	0	0.0	0	0	0	-	0/0
11/18	PHILADELPHIA	1/0	0	0	0.0	0	0	0	-	0/0
11/22	ATLANTA					DID NOT PLAY				
11/29	at Dallas					DID NOT PLAY				
12/09	at Tampa Bay					DID NOT PLAY				
12/17	at Carolina					DID NOT PLAY				
12/23	PITTSBURGH					DID NOT PLAY				
12/30	CAROLINA	1/1	22	14	63.6	118	1	1	18	2/8
2018 TOTALS		5/1	23	14	60.9	118	1	1	18	2/8

DATE	OPPONENT	P/S	ATT	CMP	PCT	YDS	TD	INT	LG	SK/YDS
01/13	PHILADELPHIA*					DID NOT PLAY				
01/20	L.A. RAMS**					DID NOT PLAY				
PLAYOFF TOTALS		0/0	0	0	0.0	0	0	0	-	0/0

* NFC Divisional game

** NFC Championship

2019 GAME-BY-GAME STATS (NEW ORLEANS)

DATE	OPPONENT	P/S	ATT	CMP	PCT	YDS	TD	INT	LG	SK/YDS
09/09	HOUSTON					DID NOT PLAY				
09/15	at L.A. Rams	1/0	30	17	56.7	165	0	0	28	2/16
09/22	at Seattle	1/1	27	19	70.4	177	2	0	29t	0/0
09/29	DALLAS	1/1	30	23	76.7	193	0	1	20	5/44
10/06	TAMPA BAY	1/1	34	26	76.5	314	4	1	42	0/0
10/13	at Jacksonville	1/1	36	24	66.7	240	1	0	27	3/18
10/20	at Chicago	1/1	38	23	60.5	281	2	0	45	1/8
10/27	ARIZONA	1/0	0	0	0.0	0	0	0	-	0/0
11/10	ATLANTA					DID NOT PLAY				
11/17	at Tampa Bay					DID NOT PLAY				
11/24	CAROLINA					DID NOT PLAY				
11/28	at Atlanta					DID NOT PLAY				
12/08	SAN FRANCISCO					DID NOT PLAY				
12/16	INDIANAPOLIS	1/0	0	0	0.0	0	0	0	-	0/0
12/22	at Tennessee					DID NOT PLAY				
12/29	at Carolina	1/0	1	1	100.0	14	0	0	14	1/3
2019 TOTALS		9/5	196	133	67.9	1384	9	2	45	12/89
DATE	OPPONENT	P/S	ATT	CMP	PCT	YDS	TD	INT	LG	SK/YDS
01/05	MINNESOTA*					INACTIVE				
PLAYOFF TOTALS		0/0	0	0	0.0	0	0	0	-	0/0

* NFC Wild Card game

2020 GAME-BY-GAME STATS (CAROLINA)


DATE	OPPONENT	P/S	ATT	CMP	PCT	YDS	TD	INT	LG	SK/YDS
09/13	LAS VEGAS	1/1	34	22	64.7	269	1	0	75t	1/10
09/20	at Tampa Bay	1/1	42	33	78.6	367	0	2	39	5/27
09/27	at L.A. Chargers	1/1	28	22	78.6	235	1	0	38	2/14
10/04	ARIZONA	1/1	37	26	70.3	276	2	1	24	0/0
10/11	at Atlanta	1/1	36	27	75.0	313	2	0	57t	0/0
10/18	CHICAGO	1/1	29	16	55.2	216	0	2	39	4/25
10/25	at New Orleans	1/1	28	23	82.1	254	2	0	74t	1/8
10/29	ATLANTA	1/1	23	15	65.2	176	1	1	42	3/22
11/08	at Kansas City	1/1	49	36	73.5	310	2	0	28	2/7
11/15	TAMPA BAY	1/1	24	18	75.0	136	2	1	38	1/5
11/22	DETROIT					INACTIVE				
11/29	at Minnesota	1/1	36	19	52.8	267	1	1	41t	0/0
12/13	DENVER	1/1	40	30	75.0	283	0	0	32	4/38
12/19	at Green Bay	1/1	35	21	60.0	258	0	0	40	3/9
12/27	at Washington	1/1	28	19	67.9	197	1	1	44	4/30
01/03	NEW ORLEANS	1/1	23	13	56.5	176	0	2	44	1/10
2020 TOTALS		15/15	492	340	69.1	3733	15	11	75t	31/205

2021 GAME-BY-GAME STATS (DENVER)

DATE	OPPONENT	P/S	ATT	CMP	PCT	YDS	TD	INT	LG	SK/YDS
09/12	at N.Y. Giants	1/1	36	28	77.8	264	2	0	25	2/9
09/19	at Jacksonville	1/1	34	26	76.5	328	2	0	55	3/26
09/26	N.Y. JETS	1/1	25	19	76.0	235	0	0	31	2/12
10/03	BALTIMORE	1/1	16	7	43.8	65	1	0	19	2/15
10/10	at Pittsburgh	1/1	38	24	63.2	288	2	1	39t	2/20
10/17	LAS VEGAS	1/1	49	35	71.4	334	3	3	26	5/25
10/21	at Cleveland	1/1	33	23	69.7	187	2	1	31	2/5
10/31	WASHINGTON	1/1	26	19	73.1	213	1	0	31	4/23
11/07	at Dallas	1/1	28	19	67.9	249	1	0	44t	4/32
11/14	PHILADELPHIA	1/1	36	22	61.1	226	0	0	64	1/14
11/28	L.A. CHARGERS	1/1	18	11	61.1	129	1	0	42	0/0
12/05	at Kansas City	1/1	40	22	55.0	257	1	2	36	1/7
12/12	DETROIT	1/1	25	18	72.0	179	2	0	32	1/5
12/19	CINCINNATI	1/1	22	12	54.5	98	0	0	28	2/18
12/26	at Las Vegas					INACTIVE				
01/02	at L.A. Chargers					INACTIVE				
01/08	KANSAS CITY					INJURED RESERVE				
2021 TOTALS		14/14	426	285	66.9	3052	18	7	64	31/211

2022 GAME-BY-GAME STATS (MIAMI)

DATE	OPPONENT	P/S	ATT	CMP	PCT	YDS	TD	INT	LG	SK/YDS
09/11	NEW ENGLAND					DID NOT PLAY				
09/18	at Baltimore					DID NOT PLAY				
09/25	BUFFALO									
09/29	at Cincinnati									
10/09	at N.Y. Jets									
10/16	MINNESOTA									
10/23	PITTSBURGH									
10/30	at Detroit									
11/06	at Chicago									
11/13	CLEVELAND									
11/27	HOUSTON									
12/04	at San Francisco									
12/11	at L.A. Chargers									
TBD	at Buffalo									
12/25	GREEN BAY									
01/01	at New England									
TBD	N.Y. JETS									
2022 TOTALS		0/0	0	0	0.0	0	0	0	-	0/0



22

ELIJAH CAMPBELL

DEFENSIVE BACK // 5-11 // 195 // NORTHERN IOWA '18
ACQUIRED: WAL. '21 (NYJ)
HOMETOWN: ST. PAUL, MINN. // BORN: 8/24/95
NFL: THIRD SEASON // DOLPHINS: SECOND SEASON

NFL CAREER

TRANSACTIONS:

- Awarded off waivers to Miami on Sept. 1, 2021.
- Waived by N.Y. Jets on Aug. 31, 2021.
- Signed to the N.Y. Jets active roster on Dec. 8, 2020.
- Signed to the N.Y. Jets practice squad on Nov. 3, 2020.
- Fourth overall selection in the defensive backs phase of the 2020 XFL Draft to the DC Defenders on Oct. 16, 2019.
- Signed by Birmingham Iron (AAF) on Nov. 9, 2018.
- Waived by Cleveland on Aug. 31, 2018.
- Signed by Cleveland as an undrafted college free agent on May 4, 2018.

CAREER HIGHLIGHTS:

- Played in 12 career games.
- 2 tackles (1 solo).
- 2 solo special teams tackles.

2022 (MIAMI):

- Played in 2 games.
- 2 tackles (1 solo).

VS. NEW ENGLAND (9/11): 2 tackles (1 solo).

2021 (N.Y. JETS/MIAMI):

- Played in 7 games with Miami.
- Inactive for 4 games with Miami.
- Missed the rest of the season with Miami after being placed on injured reserve on Nov. 27.
- Awarded off waivers to Miami on Sept. 1.
- 2 solo special teams tackles with Miami.
- Spent offseason and training camp with the N.Y. Jets.

VS. INDIANAPOLIS (10/3): 1 solo special teams tackle.

- Made his Dolphins debut.

VS. HOUSTON (11/7): 1 solo special teams tackle.

2020 (N.Y. JETS/DC DEFENDERS - XFL):

- Played in 3 games with the N.Y. Jets.
- Inactive for 2 games with the N.Y. Jets
- Signed to the N.Y. Jets active roster on Dec. 8.
- Signed to the N.Y. Jets practice squad on Nov. 3.
- Started 4 games with the DC Defenders.

- 6 tackles (5 solo) and 2 passes defended with the DC Defenders.

2019 (BIRMINGHAM IRON - AAF):

- Played in 8 games with 3 starts.
- 21 tackles (15 solo).

2018 (CLEVELAND):

- Spent the 2018 offseason and training camp with Cleveland.

BEFORE THE NFL

COLLEGE (NORTHERN IOWA):

- 2-year starter (2016-17).
- Transferred from Northern Illinois following his sophomore season in 2015.
- Transferred from Iowa Western CC following his freshman season in 2014.

CAREER AT NORTHERN IOWA: Played in 24 games with 87 tackles, 15 passes defended and 8 interceptions.

SENIOR (2017 AT NORTHERN IOWA): Played in 12 games with 51 tackles (31 solo), 1 sack, 3 forced fumbles, 1 fumble recovery, 5 interceptions and 17 passes defended.

JUNIOR (2016 AT NORTHERN IOWA): Played in 11 games with 42 tackles (34 solo), 2 fumble recoveries, 3 interceptions and 6 passes defended.

SOPHOMORE (2015 AT NORTHERN ILLINOIS): Played in 13 games with 5 tackles.

FRESHMAN (2014 AT IOWA WESTERN): 32 tackles and 5 passes defended.

- Redshirted in 2013

HIGH SCHOOL (ST. PAUL CENTRAL HS - ST. PAUL, MINN.)

SENIOR (2012)

- Helped team record an 8-1 record in 2012, rushing for 1,002 yards and 18 touchdowns.
- Totaled 69 tackles and six interceptions in 2012 on defense.
- Also lettered in track and field.

OFF THE FIELD

PERSONAL:

- **MAJOR:** Liberal studies.

ELIJAH CAMPBELL'S NFL REGULAR SEASON STATS

YEAR	TEAM	GP	GS	TACKLES					INTERCEPTIONS					FUMBLES		
				TOT	SOLO	ASST	SK	YDS	INT	YDS	LG	TD	PD	FF	FR	
2020	N.Y. JETS	3	0	0	0	0	0.0	0	0	0	0	0	0	0	0	0
2021	MIAMI	7	0	0	0	0	0.0	0	0	0	0	0	0	0	0	0
2022	MIAMI	2	0	2	1	1	0.0	0.0	0	0	0	0	0	0	0	0
NFL TOTALS		12	0	2	1	1	0.0	0.0	0	0	0	0	0	0	0	0

ADDITIONAL STATS

Special Teams Tackles: (Miami) 2 in 2021.



82

CETHAN CARTER

TIGHT END // 6-3 // 243 // NEBRASKA '17

ACQUIRED: UFA, '21 (CIN.)

HOMETOWN: NEW ORLEANS, LA. // BORN: 9/5/95

NFL: SIXTH SEASON // DOLPHINS: SECOND SEASON

NFL CAREER

TRANSACTIONS:

- Signed by Miami as an unrestricted free agent on March 18, 2021.
- Signed by Cincinnati as an undrafted college free agent on May 5, 2017.

CAREER HIGHLIGHTS:

- Played in 63 career games with 6 starts.
- 9 receptions for 82 yards (9.1 avg.) and 1 TD.
- 34 special teams tackles (21 solo).

2022 (MIAMI):

- Played in 1 game.
- Inactive for 1 game.

2021 (MIAMI):

- Played in 16 games with 1 start.
- Missed 1 game on the Reserve/COVID-19 List.
- 2 receptions for 16 yards (8.0 avg.).
- 8 special teams tackles (4 solo).

VS. BUFFALO (9/19): 1 reception for 8 yards.

VS. INDIANAPOLIS (10/3): 1 solo special teams tackle.

AT JACKSONVILLE IN LONDON (10/17): 1 reception for 8 yards; 1 assisted special teams tackle.

2020 (CINCINNATI):

- Played in 15 games with 5 starts.
- Inactive for 1 game.
- 5 receptions for 53 yards (10.6 avg.).
- 10 special teams tackles (6 solo).

VS. JACKSONVILLE (10/4): 1 reception for 24 yards.

VS. N.Y. GIANTS (11/29): 1 reception for 5 yards.

VS. BALTIMORE (1/3): 1 reception for 21 yards.

2019 (CINCINNATI):

- Played in 15 games.
- Inactive for 1 game.
- 2 receptions for 13 yards (6.5 avg.) and 1 TD.
- 7 special teams tackles (4 solo).

AT SEATTLE (9/8): 1 solo special teams tackle.

VS. NEW ENGLAND (12/15): 2 receptions for 13 yards (6.5 avg.) and 1 TD.

- Caught an 8-yard TD pass from QB Andy Dalton

in the 1st quarter to even the score 7-7.

VS. CLEVELAND (12/29): 1 solo special teams tackle.

2018 (CINCINNATI):

- Missed the entire season after being placed on injured reserve on Sept. 1.

2017 (CINCINNATI):

- Played in all 16 games.
- 9 special teams tackles (7 solo).

VS. BALTIMORE (9/10): Played but did not record any stats.

- Made his NFL debut.

VS. BUFFALO (10/8): 2 solo special teams tackles.

VS. CLEVELAND (11/26): 3 special teams tackles (2 solo).

BEFORE THE NFL

COLLEGE (NEBRASKA):

- 4-year starter (2013-16).

CAREER: Played in 43 games with 35 starts; 59 receptions for 744 yards (12.6 avg.) and 4 TDs; 5 carries for 82 yards (16.4 avg.) and 1 TD.

- His 59 career receptions ranked 5th in school history.

SENIOR (2016): Started 10 games; 19 receptions for 190 yards (10.0 avg.) and 1 TD; 3 carries for 34 yards (11.3 avg.).

- Honorable mention All-Big Ten.

JUNIOR (2015): Started 11 games; 24 receptions for 329 yards (13.7 avg.) and 2 TDs; 2 carries for 48 yards (24.0 avg.) and 1 TD.

- Honorable mention All-Big Ten.

SOPHOMORE (2014): Played in 9 games with 8 starts; 6 receptions for 98 yards (16.3 avg.) and 1 TD.

TRUE FRESHMAN (2013): Played in all 13 games with 6 starts; 10 receptions for 127 yards (12.7 avg.).

- Honorable mention Big Ten All-Freshman Team.

HIGH SCHOOL (ARCHBISHOP RUMMEL HS – METAIRIE, LA.)

- Also lettered in basketball.

SENIOR (2012): 23 receptions for 418 yards (18.2 avg.) and 5 TDs.

- Honorable mention all-state.
- All-district.
- Helped his school with the Louisiana Class 5A state title.

OFF THE FIELD

PERSONAL:

- **PRONUNCIATION:** First name is pronounced SEE-thin.
- **MAJOR:** Criminology and criminal justice.

CETHAN CARTER'S NFL REGULAR SEASON STATS

YEAR	TEAM	GP	GS	RECEIVING					RUSHING					
				REC	YDS	AVG	LG	TD	ATT	YDS	AVG	LG	TD	
2017	CINCINNATI	16	0	0	0	0.0	0	0	0	0	0	0.0	0	0
2018	CINCINNATI	INJURED RESERVE												
2019	CINCINNATI	15	0	2	13	6.5	8t	1	0	0	0.0	0	0	0
2020	CINCINNATI	15	5	5	53	10.6	24	0	0	0	0.0	0	0	0
2021	MIAMI	16	1	2	16	8.0	8	0	0	0	0.0	0	0	0
2022	MIAMI	1	0	0	0	0.0	0	0	0	0	0.0	0	0	0
NFL TOTALS		62	6	9	82	9.1	24	1	0	0	0.0	0	0	0

ADDITIONAL STATS

Special Teams Tackles: (Cincinnati) 9 in 2017, 7 in 2019, 10 in 2020, (Miami) 8 in 2021 for total of 34.

SINGLE-GAME CAREER HIGHS

Receptions: 2 vs. New England, 12/15/19
Receiving Yards: 24 vs. Jacksonville, 10/4/20
Longest Reception: 24 vs. Jacksonville, 10/4/20
Receiving TDs: 1 vs. New England, 12/15/19

2017 GAME-BY-GAME STATS (CINCINNATI)

DATE	OPPONENT	P/S	REC	YDS	AVG	LG	TD
09/10	BALTIMORE	1/0	0	0	0.0	-	0
09/14	HOUSTON	1/0	0	0	0.0	-	0
09/24	at Green Bay	1/0	0	0	0.0	-	0
10/01	at Cleveland	1/0	0	0	0.0	-	0
10/08	BUFFALO	1/0	0	0	0.0	-	0
10/22	at Pittsburgh	1/0	0	0	0.0	-	0
10/29	INDIANAPOLIS	1/0	0	0	0.0	-	0
11/05	at Jacksonville	1/0	0	0	0.0	-	0
11/12	at Tennessee	1/0	0	0	0.0	-	0
11/19	at Denver	1/0	0	0	0.0	-	0
11/26	CLEVELAND	1/0	0	0	0.0	-	0
12/04	PITTSBURGH	1/0	0	0	0.0	-	0
12/10	CHICAGO	1/0	0	0	0.0	-	0
12/17	at Minnesota	1/0	0	0	0.0	-	0
12/24	DETROIT	1/0	0	0	0.0	-	0
12/31	at Baltimore	1/0	0	0	0.0	-	0
2018 TOTALS		16/0	0	0	0.0	-	0

2018 GAME-BY-GAME STATS (CINCINNATI)

DATE	OPPONENT	P/S	REC	YDS	AVG	LG	TD	
09/09	at Indianapolis		INJURED RESERVE					
09/13	BALTIMORE		INJURED RESERVE					
09/23	at Carolina		INJURED RESERVE					
09/30	at Atlanta		INJURED RESERVE					
10/07	MIAMI		INJURED RESERVE					
10/14	PITTSBURGH		INJURED RESERVE					
10/21	at Kansas City		INJURED RESERVE					
10/28	TAMPA BAY		INJURED RESERVE					
11/11	NEW ORLEANS		INJURED RESERVE					
11/18	at Baltimore		INJURED RESERVE					
11/25	CLEVELAND		INJURED RESERVE					
12/02	DENVER		INJURED RESERVE					
12/09	at L.A. Chargers		INJURED RESERVE					
12/16	OAKLAND		INJURED RESERVE					
12/23	at Cleveland		INJURED RESERVE					
12/30	at Pittsburgh		INJURED RESERVE					
2018 TOTALS		0/0	0	0	0.0	-	0	

2019 GAME-BY-GAME STATS (CINCINNATI)

DATE	OPPONENT	P/S	REC	YDS	AVG	LG	TD	
09/08	at Seattle	1/0	0	0	0.0	-	0	
09/15	SAN FRANCISCO	1/0	0	0	0.0	-	0	
09/22	at Buffalo	1/0	0	0	0.0	-	0	
09/30	at Pittsburgh	1/0	0	0	0.0	-	0	
10/06	ARIZONA	1/0	0	0	0.0	-	0	
10/13	at Baltimore	1/0	0	0	0.0	-	0	
10/20	JACKSONVILLE	1/0	0	0	0.0	-	0	
10/27	at L.A. Rams	1/0	0	0	0.0	-	0	
11/10	BALTIMORE	1/0	0	0	0.0	-	0	
11/17	at Oakland	1/0	0	0	0.0	-	0	
11/24	PITTSBURGH	1/0	0	0	0.0	-	0	
12/01	N.Y. JETS		INACTIVE					
12/08	at Cleveland	1/0	0	0	0.0	-	0	
12/15	NEW ENGLAND	1/0	2	13	6.5	8t	1	
12/22	at Miami	1/0	0	0	0.0	-	0	
12/29	CLEVELAND	1/0	0	0	0.0	-	0	
2019 TOTALS		15/0	2	13	6.5	8t	1	

2020 GAME-BY-GAME STATS (CINCINNATI)


DATE	OPPONENT	P/S	REC	YDS	AVG	LG	TD	
09/13	L.A. CHARGERS	1/0	0	0	0.0	-	0	
09/17	at Cleveland	1/0	0	0	0.0	-	0	
09/27	at Philadelphia	1/1	1	1	1.0	1	0	
10/04	JACKSONVILLE	1/1	1	24	24.0	24	0	
10/11	at Baltimore	1/0	0	0	0.0	-	0	
10/18	at Indianapolis	1/0	0	0	0.0	-	0	
10/25	CLEVELAND		INACTIVE					
11/01	TENNESSEE	1/0	1	2	2.0	2	0	
11/15	at Pittsburgh	1/0	0	0	0.0	-	0	
11/22	at Washington	1/0	0	0	0.0	-	0	
11/29	N.Y. GIANTS	1/0	1	5	5.0	5	0	
12/06	at Miami	1/1	0	0	0.0	-	0	
12/13	DALLAS	1/1	0	0	0.0	-	0	
12/21	PITTSBURGH	1/1	0	0	0.0	-	0	
12/27	at Houston	1/0	0	0	0.0	-	0	
01/03	BALTIMORE	1/0	1	21	21.0	21	0	
2020 TOTALS		15/5	5	53	10.6	24	0	

2021 GAME-BY-GAME STATS (MIAMI)

DATE	OPPONENT	P/S	REC	YDS	AVG	LG	TD
09/12	at New England	1/0	0	0	0.0	-	0
09/19	BUFFALO	1/1	1	8	8.0	8	0
09/26	at Las Vegas	1/0	0	0	0.0	-	0
10/03	INDIANAPOLIS	1/0	0	0	0.0	-	0
10/10	at Tampa Bay	1/0	0	0	0.0	-	0
10/17	at Jacksonville	1/0	1	8	8.0	8	0
10/24	ATLANTA	1/0	0	0	0.0	-	0
10/31	at Buffalo	1/0	0	0	0.0	-	0
11/07	HOUSTON	1/0	0	0	0.0	-	0
11/11	BALTIMORE	1/0	0	0	0.0	-	0
11/21	at N.Y. Jets	1/0	0	0	0.0	-	0
11/28	CAROLINA	1/0	0	0	0.0	-	0
12/05	N.Y. GIANTS	1/0	0	0	0.0	-	0
12/19	N.Y. JETS	1/0	0	0	0.0	-	0
12/27	at New Orleans		RESERVE/COVID-19				
01/02	at Tennessee	1/0	0	0	0.0	-	0
01/09	NEW ENGLAND	1/0	0	0	0.0	-	0
2021 TOTALS		16/1	2	16	8.0	8	0

2022 GAME-BY-GAME STATS (MIAMI)

DATE	OPPONENT	P/S	REC	YDS	AVG	LG	TD
09/11	NEW ENGLAND	1/0	0	0	0.0	-	0
09/18	at Baltimore		INACTIVE				
09/25	BUFFALO						
09/29	at Cincinnati						
10/09	at N.Y. Jets						
10/16	MINNESOTA						
10/23	PITTSBURGH						
10/30	at Detroit						
11/06	at Chicago						
11/13	CLEVELAND						
11/27	HOUSTON						
12/04	at San Francisco						
12/11	at L.A. Chargers						
TBD	at Buffalo						
12/25	GREEN BAY						
01/01	at New England						
TBD	N.Y. JETS						
2022 TOTALS		1/0	0	0	0.0	-	0



80

TANNER CONNER

TIGHT END // 6-3 // 232 // IDAHO STATE '22
ACQUIRED: FA, '22
HOMETOWN: KENT, WASH. // BORN: 3/20/98
NFL: ROOKIE SEASON // DOLPHINS: ROOKIE SEASON

NFL CAREER

TRANSACTIONS:

- Signed by Miami as an undrafted college free agent on May 13, 2022.

2022 (MIAMI):

- Played in 1 game.
- Inactive for 1 game.

AT BALTIMORE (9/18): Played but did not record any stats.

- Made his NFL debut.

- 2nd-team All-Big Sky.

SENIOR (SPRING 2021): Played in all 6 games; 34 receptions for 685 yards (20.1 avg.) and 3 TDs.

- 1st-team All-Big Sky.

JUNIOR (2019): Played in 11 games; 47 receptions for 792 yards (16.9 avg.) and 8 TDs.

- Honorable mention All-Big Sky.

SOPHOMORE (2018): Played in 8 games; 5 receptions for 79 yards (15.8 avg.).

REDSHIRT FRESHMAN (2017): Played in 11 games; 8 receptions for 93 yards (11.6 avg.).

- Redshirted in 2016.

BEFORE THE NFL

COLLEGE (IDAHO STATE):

- 5-year letterman (2017-21).
- Played wide receiver.
- Also earned all-conference honors in track and field.

CAREER: Played in 47 games; 136 receptions for 2,384 yards (17.5 avg.) and 15 TDs; 4 carries for 39 yards (9.8 avg.).

GRADUATE (FALL 2021): Played in all 11 games; 42 receptions for 735 yards (17.5 avg.) and 4 TDs; 4 carries for 39 yards (9.8 avg.).

HIGH SCHOOL (KENTRIDGE HS – KENT, WASH.)

- Also lettered in basketball and track.
- Won state title in 300-meter hurdles.
- Played wide receiver and defensive back.

SENIOR (2015):

- 1st-team all-league at defensive back.
- 2nd-team all-league at wide receiver.

OFF THE FIELD

PERSONAL:


- **GRADUATE DEGREE:** Athletic administration.
- **MAJOR:** Criminology with a minor in psychology.

TANNER CONNER'S NFL REGULAR SEASON STATS

YEAR	TEAM	GP	GS	RECEIVING					RUSHING					
				REC	YDS	AVG	LG	TD	ATT	YDS	AVG	LG	TD	
2022	MIAMI	1	0	0	0	0.0	0	0	0	0	0	0.0	0	0
NFL TOTALS		1	0	0	0	0.0	0	0	0	0	0	0.0	0	0

2022 GAME-BY-GAME STATS (MIAMI)

DATE	OPPONENT	P/S	REC	YDS	AVG	LG	TD
09/11	NEW ENGLAND						INACTIVE
09/18	at Baltimore	1/0	0	0	0.0	-	0
09/25	BUFFALO						
09/29	at Cincinnati						
10/09	at N.Y. Jets						
10/16	MINNESOTA						
10/23	PITTSBURGH						
10/30	at Detroit						
11/06	at Chicago						
11/13	CLEVELAND						
11/27	HOUSTON						
12/04	at San Francisco						
12/11	at L.A. Chargers						
TBD	at Buffalo						
12/25	GREEN BAY						
01/01	at New England						
TBD	N.Y. JETS						
2022 TOTALS		1/0	0	0	0.0	-	0



27

KEION CROSSEN

DEFENSIVE BACK // 5-10 // 176 // WESTERN CAROLINA '18
ACQUIRED: UFA, '22 (NYG)
HOMETOWN: GARYSBURG, N.C. // BORN: 4/17/96
NFL: FIFTH SEASON // DOLPHINS: FIRST SEASON



NFL CAREER

TRANSACTIONS:

- Signed by Miami as an unrestricted free agent from the N.Y. Giants on March 17, 2022.
- Traded from Houston to the N.Y. Giants on Aug. 16, 2021.
- Traded from New England to Houston on Aug. 31, 2019.
- 7th-round pick (243rd overall) by New England in the 2018 NFL Draft.

CAREER HIGHLIGHTS:

- Played in 61 career games with 4 starts.
- 53 tackles (40 solo), 1.0 sack, 6 passes defended, 1 forced fumble and 1 fumble recovery.
- 36 special teams tackles (26 solo).
- Won Super Bowl LIII with New England.

2022 (MIAMI):

- Played in 2 games.
- 2 tackles (1 solo).
- 1 special teams tackle.

VS. NEW ENGLAND (9/11): 1 assisted tackle; 1 assisted special teams tackle.

2021 (N.Y. GIANTS):

- Played in 16 games.
- Missed one game on the Reserve/COVID-19 list.
- 2 tackles (1 solo), 1.0 sack, 1 forced fumble and 1 fumble recovery.
- 11 special teams tackles (7 solo).

AT KANSAS CITY (11/1): 1 solo tackle, 1.0 sack and 1 fumble recovery.

- Recovered a muffed punt in the 2nd quarter.
- Sacked QB Patrick Mahomes for a loss of 8 yards on 3rd-and-8 in the 4th quarter.

VS. LAS VEGAS (11/7): 1 forced fumble and 2 tackles on special teams (1 solo).

- Forced a fumble on special teams from WR Hunter Renfrow.

VS. WASHINGTON (1/9): 2 special teams tackles (1 solo).

2020 (HOUSTON):

- Played in all 16 games with 4 starts.
- 34 tackles (25 solo) and 5 passes defended.
- 12 special teams tackles (8 solo).

AT CHICAGO (12/13): 9 tackles (8 solo) and 1 pass defended.

AT INDIANAPOLIS (12/20): 6 tackles (2 solo).

VS. CINCINNATI (12/27): 8 solo tackles and 4 passes defended.

2019 (HOUSTON):

- Played in all 16 games.
- 8 tackles (6 solo) and 1 pass defended.
- 5 special teams tackles (4 solo).

AT KANSAS CITY (10/13): 2 tackles (1 solo).

VS. OAKLAND (10/27): 3 solo tackles and 1 pass defended.

VS. TENNESSEE (12/29): 1 solo tackle and 1 solo special teams tackle.

POSTSEASON:

AFC WILDCARD VS. BUFFALO (1/4): Played but did not record any stats.

AFC DIVISIONAL AT KANSAS CITY (1/12): 1 fumble recovery and 2 solo special teams tackles.

- Recovered a fumble on special teams from WR Tyreek Hill.

2018 (NEW ENGLAND):

- Played in 11 games.
- Inactive for 5 games.
- 7 solo tackles.
- 7 solo special teams tackles.

AT DETROIT (9/23): 1 solo tackle.

- Made his NFL debut.

VS. BUFFALO (12/23): 2 solo tackles and 3 solo special teams tackles.

VS. N.Y. JETS (12/30): 3 solo tackles and 1 solo special teams tackle.

POSTSEASON:

AFC DIVISIONAL VS. L.A. CHARGERS (1/13): 1 solo special teams tackle.

AFC CHAMPIONSHIP AT KANSAS CITY (1/20): 1 solo tackle and 1 solo special teams tackle.

SUPER BOWL LIII VS. L.A. RAMS (2/3): Played but did not record any stats.

BEFORE THE NFL

COLLEGE (WESTERN CAROLINA):

- 4-year letterman and 2-year starter (2014-17).
- Also lettered in track & field.

CAREER: Played in all 46 games with 21 starts; 165 tackles (106 solo), 1.0 sack, 3 interceptions, 22

passes defended, 1 forced fumble and 2 fumble recoveries.

SENIOR (2017): Played in all 12 games with 11 starts; 67 tackles (39 solo), 1.0 sack, 7 passes defended, 1 forced fumble and 1 fumble recovery.

JUNIOR (2016): Played in all 11 games with 10 starts; 61 tackles (43 solo), 1 interception, 8 passes defended and 1 fumble recovery.

SOPHOMORE (2015): Played in all 11 games; 20 tackles (13 solo), 2 interceptions and 3 passes defended.

TRUE FRESHMAN (2014): Played in all 12 games; 17 tackles (11 solo) and 4 passes defended.

HIGH SCHOOL (NORTHHAMPTON COUNTY HS – GARYSBURG, N.C.)

- Also played quarterback.
- Also lettered in track & field.

SENIOR (2013): 1,725 yards rushing and 20 TDs; 7 interceptions.

- All-state as a defensive back.

OFF THE FIELD

PERSONAL:

- **PRONUNCIATION:** First name is pronounced KEY-on .
- **GRADUATE DEGREE:** Theology.
- **MAJOR:** Marketing with a minor in sport management.

KEION CROSSEN'S NFL REGULAR SEASON STATS

YEAR	TEAM	GP	GS	TACKLES					INTERCEPTIONS					FUMBLES		
				TOT	SOLO	ASST	SK	YDS	INT	YDS	LG	TD	PD	FF	FR	
2018	NEW ENGLAND	11	0	7	7.0	0	0.0	0.0	0	0	0	0	0	0	0	0
2019	HOUSTON	16	0	8	6.0	2	0.0	0.0	0	0	0	0	1	0	0	0
2020	HOUSTON	16	4	34	25.0	9	0.0	0.0	0	0	0	0	5	0	0	0
2021	N.Y. GIANTS	16	0	2	1.0	1	1.0	8.0	0	0	0	0	0	1	1	0
2022	MIAMI	2	0	2	1	1	0.0	0.0	0	0	0	0	0	0	0	0
NFL TOTALS		61	4	53	40	13	1.0	8.0	0	0	0	0	6	1	1	0

KEION CROSSEN'S NFL PLAYOFF STATS

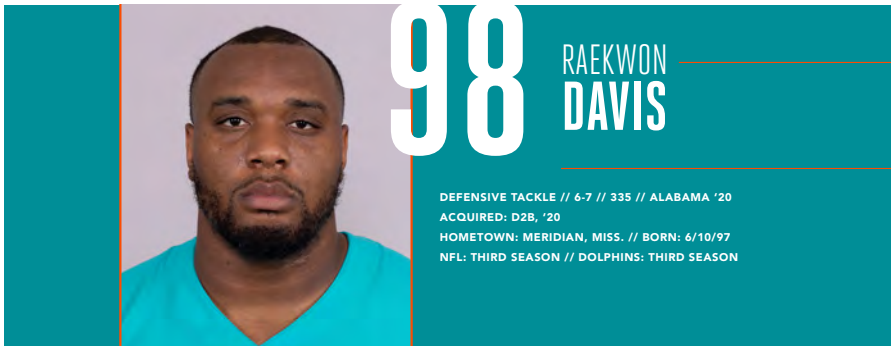
YEAR	TEAM	GP	GS	TACKLES					INTERCEPTIONS					FUMBLES		
				TOT	SOLO	ASST	SK	YDS	INT	YDS	LG	TD	PD	FF	FR	
2018	NEW ENGLAND	3	0	1	1.0	0	0.0	0.0	0	0	0	0	0	0	0	0
2019	HOUSTON	2	0	0	0.0	0	0.0	0.0	0	0	0	0	0	0	1	0
NFL TOTALS		5	0	1	1.0	0	0.0	0.0	0	0	0	0	0	0	1	0

ADDITIONAL STATS

Special Teams Tackles: (New England) 7 in 2018, (Houston) 5 in 2019, 12 in 2020, (N.Y. Giants) 11 in 2021, (Miami) 1 in 2022 for total of 36 (P-4).

SINGLE-GAME CAREER HIGHS

Tackles: 9 at Chicago, 12/13/20
Sacks: 1.0 at Kansas City, 11/1/21
Passes Defended: 4 vs. Cincinnati, 12/27/20
Forced Fumbles: 1 vs. Las Vegas, 11/7/21
Fumble Recoveries: 1 Twice, last: at Kansas City, 11/1/21



DEFENSIVE TACKLE // 6-7 // 335 // ALABAMA '20
 ACQUIRED: D2B, '20
 HOMETOWN: MERIDIAN, MISS. // BORN: 6/10/97
 NFL: THIRD SEASON // DOLPHINS: THIRD SEASON

NFL CAREER

TRANSACTIONS:

- 2nd-round pick (56th overall) by Miami in the 2020 NFL Draft.

CAREER HONORS:

- 2020 PFWA All-Rookie Team.

CAREER HIGHLIGHTS:

- Played in 32 career games with 28 starts.
- 75 tackles (31 solo) and 0.5 sacks.
- His 40 tackles in 2020 were 2nd among rookie defensive linemen:

MOST TACKLES AMONG 2020 ROOKIE DEFENSIVE LINEMEN				
PLAYER	TM	TOT	SOLO	ASST
1. Chase Young	Was.	44	32	12
2. RAEKWON DAVIS	MIA.	40	19	21
3. John Penisini	Det.	35	19	16
4. Derrick Brown	Car.	34	21	13
5. Javon Kinlaw	SF	33	15	18

2022 (MIAMI):

- Started 2 games.
- 7 assisted tackles.

VS. NEW ENGLAND (9/11): 5 assisted tackles.

2021 (MIAMI):

- Started 14 games.
- 28 tackles (12 solo) and 0.5 sacks.
- Missed 3 games after being placed on injured reserve on Sept. 14.

AT JACKSONVILLE IN LONDON (10/17): 3 solo tackles.

VS. CAROLINA (11/28): 3 tackles (1 solo).

AT NEW ORLEANS (12/27): 3 assisted tackles and 0.5 sack.

- Split a sack of QB Ian Book with DE Emmanuel Ogbah for a loss of 0.5 yard in the 3rd quarter.

2020 (MIAMI):

- Played in all 16 games with 12 starts.
- 40 tackles (19 solo).

AT NEW ENGLAND (9/13): 1 solo tackle.

- Started in his NFL debut.

VS. L.A. CHARGERS (11/15): 7 tackles (5 solo).

VS. KANSAS CITY (12/13): 5 tackles (3 solo).

HONORS:

- PFWA All-Rookie Team.

BEFORE THE NFL

COLLEGE (ALABAMA):

- 4-year letterman (2016-19) and 3-year starter.

CAREER: Played in 48 games with 32 starts; 175 tackles (67 solo), 11.5 sacks, 1 interception, 1 pass defended, 1 forced fumble and 1 fumble recovery.

SENIOR (2019): Started 12 games; 47 tackles (18 solo) and 0.5 sacks.

- 2nd-team All-America.
- 2nd-team All-SEC.

JUNIOR (2018): Played in all 15 games with 14 starts; 55 tackles (24 solo) and 1.5 sacks.

- 2nd-team All-SEC.

SOPHOMORE (2017): Played in 14 games with 6 starts; 69 tackles (24 solo), 8.5 sacks, 1 interception, 1 pass defended and 1 fumble recovery.

- 1st-team All-SEC.
- Helped his team win the College Football Playoff National Championship.

TRUE FRESHMAN (2016): Played in 7 games; 4 tackles (1 solo), 1 sack and 1 forced fumble.

HIGH SCHOOL (MERIDIAN HS – MERIDIAN, MISS.)

SENIOR (2015): 55 tackles and 8.5 sacks.

- All-America.

OFF THE FIELD

COMMUNITY:

2021:

- Partnered with Voices for Children Foundation – an organization dedicated to transforming the lives of children in foster care and supporting abused, abandoned or neglected children – volunteering at their holiday Adopt-a-Family shopping event and hosting a group for the Dec. 19 home game vs. the N.Y. Jets at Hard Rock Stadium.
- Volunteered at the Miami Dolphins holiday event to spend time with and provide dinner and children's gifts for South Florida families.
- Held his 2nd annual Rae's Elves event at the Boys & Girls Club of East Mississippi to provide holiday toys and gifts for local children.

- Rode in the 15-mile Dolphins Challenge Cancer XI ride.

2020:

- Held his 1st Rae's Elves drive-thru event at the Boys & Girls Club of East Mississippi providing toys for 900 kids as well as household and sanitation items to assist families in his hometown of Meridian during the pandemic.

PERSONAL:

- **PRONUNCIATION:** First name is pronounced RAY-kwon
- **MAJOR:** Exercise science.

RAEKWON DAVIS' NFL REGULAR SEASON STATS																
YEAR	TEAM	GP	GS	TACKLES					INTERCEPTIONS					FUMBLES		
				TOT	SOLO	ASST	SK	YDS	INT	YDS	LG	TD	PD	FF	FR	
2020	MIAMI	16	12	40	19	21	0.0	0.0	0	0	0	0	0	0	0	0
2021	MIAMI	14	14	28	12	16	0.5	0.5	0	0	0	0	0	0	0	0
2022	MIAMI	2	2	7	0	7	0.0	0.0	0	0	0	0	0	0	0	0
NFL TOTALS		32	28	75	31	44	0.5	0.5	0	0	0	0	0	0	0	0

SINGLE-GAME CAREER HIGHS

Tackles: 7 vs. L.A. Chargers, 11/15/20



63

MICHAEL DEITER

OFFENSIVE LINEMAN // 6-6 // 315 // WISCONSIN '19
ACQUIRED: D3, '19
HOMETOWN: CURTICE, OHIO // BORN: 9/3/96
NFL: FOURTH SEASON // DOLPHINS: FOURTH SEASON

NFL CAREER

TRANSACTIONS:

- 3rd-round pick (78th overall) by Miami in the 2019 NFL Draft.

CAREER HIGHLIGHTS:

- Played in 42 career games with 23 starts – 15 at left guard and 8 at center.
- His 15 starts as a rookie in 2019 were the most by a Dolphins rookie offensive lineman since Ja'Wuan James started all 16 games in 2014.

2022 (MIAMI):

- Played 2 games.

2021 (MIAMI):

- Started 8 games at center.
- Activated off injured reserve on Dec. 4.
- Missed 9 games after being placed on injured reserve on Oct. 2.

AT NEW ENGLAND (9/12): Started at center.

VS. N.Y. GIANTS (12/5): Started at center.

VS. N.Y. JETS (12/19): Started at center.

2020 (MIAMI):

- Played in all 16 games.

VS. NEW ENGLAND (12/20): Played 23 snaps at left guard.

- Helped the team rush for 250 yards, which was Miami's most since Dec. 24, 2016 at Buffalo and the most allowed by New England since Nov. 24, 2013.

2019 (MIAMI):

- Played in all 16 games with 15 starts at left guard.
- His 15 starts were the most by a Dolphins rookie offensive lineman since Ja'Wuan James started all 16 games in 2014.

AT N.Y. GIANTS (12/15): Started at left guard.

VS. CINCINNATI (12/22): Started at left guard.

AT NEW ENGLAND (12/29): Started at left guard.

BEFORE THE NFL

COLLEGE (WISCONSIN):

- 4-year starter (2015-18).

CAREER: Started all 54 games – 24 at left guard, 16 at center and 14 at left tackle.

- His 54 starts were the most in school history and 2nd in Big Ten history.

SENIOR (2018): Started all 13 games at left guard.

- 1st-team All-American.
- 1st-team All-Big Ten.
- Big Ten Offensive Lineman of the Year.
- Blocked for an offense that averaged 273.4 rushing yards per game, which led the Big Ten and was 6th in the nation.
- Voted a team captain.

JUNIOR (2017): Started all 14 games at left tackle; 1 carry for 4 yards and 1 TD.

- 2nd-team All-American.
- 1st-team All-Big Ten.
- Part of an offensive line unit that allowed just 1.5 sacks per game, which led the Big Ten.
- Helped the offense rank 2nd in the Big Ten in rushing offense (222.9 yards per game) and 3rd in total offense (415.0 yards per game).

SOPHOMORE (2016): Started all 14 games – 10 at center and 4 at left guard.

- Honorable mention All Big-Ten.
- Helped the offense average 203.1 rushing yards per game.

REDSHIRT FRESHMAN (2015): Started all 13 games – 7 at left guard and 6 at center.

- Honorable mention All Big-Ten.
- Big Ten All-Freshman Team.
- Redshirted in 2014.

HIGH SCHOOL (GENOA HS – CURTICE, OHIO)

- Played on offensive and defensive line.
- Also lettered in baseball.

SENIOR (2013): 42 solo tackles and 6.5 sacks.

- 1st-team all-state.
- 1st-team all-district.
- 1st-team all-conference.
- District Lineman of the Year.
- Region Lineman of the Year.

JUNIOR (2012):

- 1st-team all-district.
- Named to all-conference team as both offensive and defensive lineman.

OFF THE FIELD

COMMUNITY:

2022:

- Participated in the DCC XII Golf Tournament.

2019:

- In 2019, collaborated with fellow Dolphins rookies and Neighbors4Neighbors to sponsor four South Florida families with holiday gifts and game tickets.

- Volunteered with Feeding South Florida to pack food for local families in need and participated in the military cultural tour through Football Unites.

PERSONAL:

- **PRONUNCIATION:** Last name is pronounced DEE-ter.
- **MAJOR:** Retailing and consumer behavior.

MICHAEL DEITER'S NFL REGULAR SEASON STATS


GAMES/STARTS: 2019: 16/15, 2020: 16/0, 2021: 8/8, 2022: 2/0

NFL TOTALS: 42/23

ADDITIONAL STATS

Receptions: 1 for 0 yards in 2019.

Miscellaneous Tackles: 3 in 2019.



2

CHASE EDMONDS

RUNNING BACK // 5-9 // 201 // FORDHAM '18
ACQUIRED: UFA, '22 (ARI.)
HOMETOWN: HARRISBURG, PA. // BORN: 4/13/96
NFL: FIFTH SEASON // DOLPHINS: FIRST SEASON

NFL CAREER

TRANSACTIONS:

- Signed by Miami as an unrestricted free agent from Arizona on March 17, 2022.
- 4th-round pick (134th overall) by Arizona in the 2018 NFL Draft.

CAREER HIGHLIGHTS:

- Played in 59 career games with 16 starts.
- 350 carries for 1,609 yards (4.6 avg.) and 9 TDs.
- 133 receptions for 969 yards (7.3 avg.) and 5 TDs.
- 21 kickoff returns for 465 yards (22.1 avg.).
- 13 tackles on special teams (11 solo).

2022 (MIAMI):

- Played in 2 games with 1 start.
- 17 carries for 58 yards (3.4 avg.).
- 5 receptions for 48 yards (9.6 avg.).

AT BALTIMORE (9/11): 5 carries for 33 yards (6.6 avg.); 1 reception for 8 yards.

- Had a 28-yard rush with less than 30 seconds left to help set up Miami's game-winning TD.

2021 (ARIZONA):

- Played in 12 games with 11 starts.
- Missed 4 games after being placed on injured reserve on Nov. 13 and being activated on Dec. 18.
- Inactive for 1 game.
- 116 carries for 592 yards (5.1 avg.) and 2 TDs.
- 43 receptions for 311 yards (7.2 avg.).

AT TENNESSEE (9/12): 12 carries for 63 yards (5.3 avg.); 4 receptions for 43 yards (10.8 avg.)

AT L.A. RAMS (10/3): 12 carries for 120 yards (10.0 avg.); 4 receptions for 19 yards (4.8 avg.).

VS. GREEN BAY (10/28): 7 carries for 30 yards (4.3 avg.) and 1 TD; 3 receptions for 39 yards (13.0 avg.).

- Scored on an 11-yard TD run to give Arizona a 7-0 lead in the 1st quarter.

VS. INDIANAPOLIS (12/25): 16 carries for 56 yards (3.5 avg.) and 1 TD; 8 receptions for 71 yards (8.9 avg.).

- Scored on a 2-yard TD run in the 1st quarter to tie the game at 7-7.

POSTSEASON:

NFC WILD CARD AT L.A. RAMS (1/17): 8 carries for 28 yards (3.5 avg.).

2020 (ARIZONA):

- Played in all 16 games with 2 starts.
- 97 carries for 448 yards (4.6 avg.) and 1 TD.
- 53 receptions for 402 yards (7.6 avg.) and 4 TDs.
- 18 kickoff returns for 417 yards (23.2 avg.).

AT N.Y. JETS (10/11): 3 carries for 36 yards (12.0 avg.) and 1 TD; 5 receptions for 56 yards (11.2 avg.); 1 kickoff return for 31 yards.

- Scored on a 29-yard TD run on 3rd-and-1 in the 1st quarter to give Arizona a 7-0 lead.

VS. MIAMI (11/8): 25 carries for 70 yards (2.8 avg.); 3 receptions for 18 yards (6.0 avg.).

VS. PHILADELPHIA (12/20): 11 carries for 47 yards (4.3 avg.); 3 receptions for 19 yards (6.3 avg.) and 1 TD.

- Caught a 6-yard TD pass from QB Kyler Murray in the 1st quarter to give Arizona a 16-0 lead.

2019 (ARIZONA):

- Played in 13 games with 2 starts.
- Inactive for 3 games.
- 60 carries for 303 yards (5.1 avg.) and 4 TDs.
- 12 receptions for 105 yards (8.8 avg.) and 1 TD.
- 6 special teams tackles (4 solo).

AT CINCINNATI (10/6): 8 carries for 68 yards (8.5 avg.) and 1 TD; 3 receptions for 18 yards (6.0 avg.).

- Scored on a 37-yard TD run on 1st-and-10 in the 4th quarter to give Arizona a 23-9 lead.

VS. ATLANTA (10/13): 5 carries for 34 yards (6.8 avg.); 2 receptions for 33 yards (16.5 avg.) and 1 TD.

- Caught a 2-yard TD pass from QB Kyler Murray on 3rd-and-2 in the 2nd quarter to give Arizona a 10-7 lead.

AT N.Y. GIANTS (10/20): 27 carries for 126 yards (4.7 avg.) and 3 TDs; 2 receptions for 24 yards (12.0 avg.).

- Scored on a 20-yard TD run on 1st-and-10 in the 1st quarter to open scoring at 7-0.
- Gave Arizona a 14-0 lead with a 20-yard TD run on 1st-and-10 in the 1st quarter.
- Increased Arizona's lead to 24-14 with a 22-yard TD run on 1st-and-10 in the 3rd quarter.
- It was his 1st 100-yard game of his career.

2018 (ARIZONA):

- Played in all 16 games.
- 60 carries for 208 yards (3.5 avg.) and 2 TDs.

- 20 receptions for 103 yards (5.2 avg.).
- 3 kickoff returns for 48 yards (16.0 avg.).
- 7 solo special teams tackles.

VS. WASHINGTON (9/9): 4 carries for 24 yards (6.0 avg.); 4 receptions for 24 yards (6.0 avg.).

- Made his NFL debut.

AT GREEN BAY (12/2): 5 carries for 53 yards (10.6 avg.) and 2 TDs; 2 receptions for 13 yards (6.5 avg.).

- Scored his first career TD on a 6-yard rush on 2nd-and-6 in the 2nd quarter to tie the game at 7-7.
- Scored on an 8-yard TD run on 2nd-and-8 in the 3rd quarter to give Arizona a 17-10 lead.

BEFORE THE NFL

COLLEGE (FORDHAM):

- 4-year starter (2014-17).

CAREER: Started 44 games; 938 carries for 5,862 yards (6.2 avg.) and 67 TDs; 86 receptions for 905 yards (10.5 avg.) and 7 TDs.

- Finished his career as the Patriot League's all-time leading rusher (5,862) as well as the all-time leader in career touchdowns (74) and rushing touchdowns (67).

SENIOR (2017): Started 7 games; 136 carries for 577 yards (4.2 avg.) and 5 TDs; 11 receptions for 129 yards (11.7 avg.).

- 2nd-team All-Patriot League.

JUNIOR (2016): Started all 11 games; 257 carries for 1,799 yards (7.0 avg.) and 19 TDs; 25 receptions for 272 yards (10.9 avg.) and 1 TD.

- 1st-team FCS All-American.
- 1st-team All-Patriot League.
- 1st team All-ECAC.
- His 163.5 rushing yards per game led the FCS.

SOPHOMORE (2015): Started all 12 games; 251 carries for 1,648 yards (6.6 avg.) and 20 TDs; 31 receptions for 383 yards (12.4 avg.) and 5 TDs.

- 2nd-team All-American.
- Patriot League and ECAC Offensive Player of the Year.
- 1st-team All-Patriot League.

TRUE FRESHMAN (2014): Started all 14 games; 294 carries for 1,838 yards (6.3 avg.) and 23 TDs; 19 receptions for 121 yards (6.4 avg.) and 1 TD; 24 kickoff returns for 514 yards (21.4 avg.).

- NCAA FCS Rookie of the Year.
- Patriot League and ECAC Rookie of the Year.

HIGH SCHOOL (CENTRAL DAUPHIN EAST HS - HARRISBURG, PA.)

- Also lettered in basketball.

SENIOR (2013): 2,378 yards of total offense and 25 TDs.

- 1st-team all-state.
- 1st-team All-Mid-Penn.
- Mid-Penn Player of the Year.

OFF THE FIELD

COMMUNITY:

- Participated in the virtual "Read Across America Campaign" with Arizona schools in 2021.
- Participated in a virtual visit with students from Desert Shadows Middle School and also took part in Phoenix Children's Hospital's "Giving Tuesday" by recording a PSA in 2020.

PERSONAL:

- **MAJOR:** Communications and television.

CHASE EDMONDS' NFL REGULAR SEASON STATS

YEAR	TEAM	GP	GS	RUSHING					RECEIVING				
				ATT	YDS	AVG	LG	TD	REC	YDS	AVG	LG	TD
2018	ARIZONA	16	0	60	208	3.5	29	2	20	103	5.2	13	0
2019	ARIZONA	13	2	60	303	5.1	37	4	12	105	8.8	31	1
2020	ARIZONA	16	2	97	448	4.6	32	1	53	402	7.6	30	4
2021	ARIZONA	12	11	116	592	5.1	54	2	43	311	7.2	36	0
2022	MIAMI	2	1	17	58	3.4	28	0	5	48	9.6	15	0
NFL TOTALS		59	16	350	1609	4.6	54	9	133	969	7.3	36	5

CHASE EDMONDS' NFL REGULAR SEASON RETURNING STATS

YEAR	TEAM	KICKOFF RETURN					PUNT RETURN					
		KR	YDS	AVG	LG	TD	PR	FC	YDS	AVG	LG	TD
2018	ARIZONA	3	48	16.0	18	0	0	0	0	0.0	-	0
2019	ARIZONA	0	0	0.0	-	0	0	0	0	0.0	-	0
2020	ARIZONA	18	417	23.2	54	0	0	0	0	0.0	-	0
2021	ARIZONA	0	0	0.0	-	0	0	0	0	0.0	-	0
2022	MIAMI	0	0	0.0	-	0	0	0	0	0.0	-	0
NFL TOTALS		21	465	22.1	54	0	0	0	0	0.0	-	0

CHASE EDMONDS' NFL PLAYOFF STATS

YEAR	TEAM	GP	GS	RUSHING					RECEIVING				
				ATT	YDS	AVG	LG	TD	REC	YDS	AVG	LG	TD
2021	ARIZONA	1	1	8	28	3.5	10	0	0	0	0.0	0	0
PLAYOFF TOTALS		1	1	8	28	3.5	10	0	0	0	0.0	0	0

ADDITIONAL STATS

Special Teams Tackles: (Arizona) 7 in 2018, 6 in 2019 for total of 13.
Miscellaneous Tackles: (Arizona) 2 in 2018, 1 in 2020, 2 in 2021 for total of 5.
Miscellaneous Fumble Recoveries: (Arizona) 1 in 2020, 1 in 2021 for total of 2.

SINGLE-GAME CAREER HIGHS

Rushes: 27 at N.Y. Giants, 10/20/19
Rushing Yards: 126 at N.Y. Giants, 10/20/19
Longest Rush: 54 at L.A. Rams, 10/3/21
Rushing TDs: 3 at N.Y. Giants, 10/20/19
Receptions: 8 vs. Indianapolis, 12/25/21
Receiving Yards: 87 vs. Seattle, 10/25/20
Longest Reception: 36 at Tennessee, 9/12/21
Receiving TDs: 1 5 times, last: vs. Philadelphia, 12/20/20

100-YARD RUSHING GAMES (2)

DATE	OPPONENT	ATT	YDS	AVG	LG	TD
10/20/19	at N.Y. Giants	27	126	4.7	22t	3
10/3/21	at L.A. Rams	12	120	10.0	54	0

2018 GAME-BY-GAME STATS (ARIZONA)

DATE	OPPONENT	P/S	ATT	YDS	AVG	LG	TD
09/09	WASHINGTON	1/0	4	24	6.0	9	0
09/16	at L.A. Rams	1/0	1	5	5.0	5	0
09/23	CHICAGO	1/0	5	10	2.0	5	0
09/30	SEATTLE	1/0	3	1	0.3	6	0
10/07	at San Francisco	1/0	1	-1	-1.0	-1	0
10/14	at Minnesota	1/0	1	4	4.0	4	0
10/18	DENVER	1/0	5	9	1.8	6	0
10/28	SAN FRANCISCO	1/0	2	9	4.5	5	0
11/11	at Kansas City	1/0	2	7	3.5	5	0
11/18	OAKLAND	1/0	5	17	3.4	8	0
11/25	at L.A. Chargers	1/0	5	0	0.0	2	0
12/02	at Green Bay	1/0	5	53	10.6	29	2
12/09	DETROIT	1/0	3	14	4.7	8	0
12/16	at Atlanta	1/0	8	22	2.8	13	0
12/23	L.A. RAMS	1/0	4	20	5.0	20	0
12/30	at Seattle	1/0	6	14	2.3	4	0
2018 TOTALS		16/0	60	208	3.5	29	2

2019 GAME-BY-GAME STATS (ARIZONA)

DATE	OPPONENT	P/S	ATT	YDS	AVG	LG	TD
09/08	DETROIT	1/0	1	5	5.0	5	0
09/15	at Baltimore	1/0	1	2	2.0	2	0
09/22	CAROLINA	1/0	3	15	5.0	8	0
09/29	SEATTLE	1/1	6	37	6.2	10	0
10/06	at Cincinnati	1/0	8	68	8.5	37t	1
10/13	ATLANTA	1/0	5	34	6.8	15	0
10/20	at N.Y. Giants	1/0	27	126	4.7	22t	3
10/27	at New Orleans	1/1	7	8	1.1	3	0
10/31	SAN FRANCISCO						
11/10	at Tampa Bay						
11/17	at San Francisco						
12/01	L.A. RAMS	1/0	0	0	0.0	-	0
12/08	PITTSBURGH	1/0	1	9	9.0	9	0
12/15	CLEVELAND	1/0	0	0	0.0	-	0
12/22	at Seattle	1/0	0	0	0.0	-	0
12/29	at L.A. Rams	1/0	1	-1	-1.0	-1	0
2019 TOTALS		13/2	60	303	5.1	37t	4

2020 GAME-BY-GAME STATS (ARIZONA)

DATE	OPPONENT	P/S	ATT	YDS	AVG	LG	TD
09/13	at San Francisco	1/0	6	26	4.3	20	0
09/20	WASHINGTON	1/0	3	4	1.3	5	0
09/27	DETROIT	1/1	3	13	4.3	5	0
10/04	at Carolina	1/0	4	16	4.0	9	0
10/11	at N.Y. Jets	1/0	3	36	12.0	29t	1
10/19	at Dallas	1/0	5	23	4.6	9	0
10/25	SEATTLE	1/0	5	58	11.6	32	0
11/08	MIAMI	1/1	25	70	2.8	6	0
11/15	BUFFALO	1/0	8	56	7.0	25	0
11/19	at Seattle	1/0	2	13	6.5	11	0
11/29	at New England	1/0	6	29	4.8	9	0
12/06	L.A. RAMS	1/0	6	28	4.7	13	0
12/13	at N.Y. Giants	1/0	7	32	4.6	11	0
12/20	PHILADELPHIA	1/0	11	47	4.3	16	0
12/26	SAN FRANCISCO	1/0	0	0	0.0	-	0
01/03	at L.A. Rams	1/0	3	-3	-1.0	3	0
2020 TOTALS		10/7	142	584	4.1	26	3

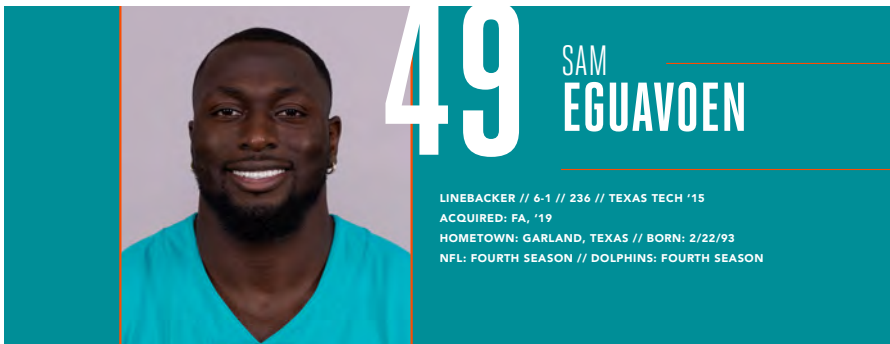
2021 GAME-BY-GAME STATS (ARIZONA)

DATE	OPPONENT	P/S	ATT	YDS	AVG	LG	TD
09/12	at Tennessee	1/1	12	63	5.3	16	0
09/19	MINNESOTA	1/1	8	46	5.8	14	0
09/26	at Jacksonville	1/1	11	26	2.4	7	0
10/03	at L.A. Rams	1/1	12	120	10.0	54	0
10/10	SAN FRANCISCO	1/1	6	15	2.5	5	0
10/17	at Cleveland	1/1	4	46	11.5	40	0
10/24	HOUSTON	1/1	15	81	5.4	16	0
10/28	GREEN BAY	1/1	7	30	4.3	11t	1
11/07	at San Francisco	1/1	1	3	3.0	3	0
11/14	CAROLINA						
11/21	at Seattle						
12/05	at Chicago						
12/13	L.A. RAMS						
12/19	at Detroit	1/0	6	53	8.8	23	0
12/25	INDIANAPOLIS	1/1	16	56	3.5	11	1
01/02	at Dallas	1/1	18	53	2.9	14	0
01/09	SEATTLE						
2021 TOTALS		12/11	116	592	5.1	54	2
DATE	OPPONENT	P/S	ATT	YDS	AVG	LG	TD
01/17	at L.A. Rams*	1/1	8	28	3.5	10	0
PLAYOFF TOTALS		1/1	8	28	3.5	10	0

* NFC Wild Card game

2022 GAME-BY-GAME STATS (MIAMI)

DATE	OPPONENT	P/S	ATT	YDS	AVG	LG	TD
09/11	NEW ENGLAND	1/1	12	25	2.1	7	0
09/18	at Baltimore	1/0	5	33	6.6	28	0
09/25	BUFFALO						
09/29	at Cincinnati						
10/09	at N.Y. Jets						
10/16	MINNESOTA						
10/23	PITTSBURGH						
10/30	at Detroit						
11/06	at Chicago						
11/13	CLEVELAND						
11/27	HOUSTON						
12/04	at San Francisco						
12/11	at L.A. Chargers						
TBD	at Buffalo						
12/25	GREEN BAY						
01/01	at New England						
TBD	N.Y. JETS						
2022 TOTALS		2/1	17	58	3.4	28	0



NFL CAREER

TRANSACTIONS:

- Signed by Miami on Jan. 7, 2019.
- Signed by the Saskatchewan Roughriders of the Canadian Football League on Feb. 24, 2016.

CAREER HIGHLIGHTS:

- Played in 51 career games with 7 starts.
- 60 tackles (31 solo), 4.0 sacks, 2 passes defended and 2 fumble recoveries; 1 fumble recovery for a TD.
- 10 special teams tackles (7 solo).
- His 3.5 sacks in 2019 were 2nd on the team.

2022 (MIAMI):

- Played in 2 games.

AT BALTIMORE (9/18): 3 tackles (2 solo).

2021 (MIAMI):

- Played in all 17 games.
- 12 tackles (5 solo) and 0.5 sacks; 1 fumble recovery for a TD.
- 4 solo special teams tackles.

AT NEW ENGLAND (9/12): 6 tackles (2 solo).

VS. INDIANAPOLIS (10/3): 2 tackles (1 solo) and 0.5 sacks.

- Split a sack with LB Jaelan Phillips of QB Carson Wentz for a loss of 9 yards on 3rd-and-7 in the 2nd quarter.

VS. NEW ENGLAND (1/9): 1 fumble recovery for a TD.

- Recovered a WR Jakobi Meyers fumble in the end zone for a TD as time expired.

2020 (MIAMI):

- Played in all 16 games with 1 start.
- 5 tackles (3 solo) and 1 pass defended.
- 4 special teams tackles (2 solo).

AT SAN FRANCISCO (10/11): 2 solo tackles.

VS. N.Y. JETS (10/18): 2 tackles (1 solo) and 1 pass defended.

VS. KANSAS CITY (12/13): Started but did not record any stats.

2019 (MIAMI):

- Played in all 16 games with 6 starts.

- 40 tackles (21 solo), 3.5 sacks and 1 pass defended and 1 fumble recovery.
- 2 special teams tackles (1 solo).
- His 3.5 sacks were 2nd on the team.

AT PITTSBURGH (10/28): 3 solo tackles and 1 sack; 1 solo special teams tackle.

- Sacked QB Mason Rudolph in the 3rd quarter.
- It was his 1st career sack.

VS. PHILADELPHIA (12/1): 4 solo tackles and 1 sack.

- Sacked QB Carson Wentz in the 3rd quarter.

AT N.Y. GIANTS (12/15): 2 tackles (1 solo), 1 sack and 1 pass defended.

- Sacked QB Eli Manning in the 1st quarter.

2018 (SASKATCHEWAN ROUGHRIDERS-CFL):

- Started 18 games.
- 81 tackles, 1 interception, 2 forced fumbles and 1 fumble recovery; 1 interception return for TD and 1 fumble recovery TD.
- 10 special teams tackles.

POSTSEASON:

- Started 1 game.
- 9 tackles.
- 1 special teams tackle.

2017 (SASKATCHEWAN ROUGHRIDERS-CFL):

- Played in 14 games with 11 starts.
- 57 tackles.
- 2 special teams tackles.

POSTSEASON:

- Started 2 games.
- 5 tackles and 1 interception.
- 1 special teams tackle.

2016 (SASKATCHEWAN ROUGHRIDERS-CFL):

- Started 6 games.
- 21 tackles.
- 2 special teams tackles.

BEFORE THE NFL

COLLEGE (TEXAS TECH):

- 4-year letterman (2011-14) and 3-year starter.

CAREER: Played in 48 games with 37 starts; 225 tackles (156 solo), 3.5 sacks, 1 interception, 5 passes defended, 2 forced fumbles and 1 fumble recovery.

SENIOR (2014): Started 10 games; 73 tackles (48 solo), 2 sacks, 1 interception, 3 passes defended, 1 forced fumble and 1 fumble recovery.

- Honorable mention All-Big 12.

JUNIOR (2013): Started all 13 games; 70 tackles (46 solo), 1.5 sacks, 2 passes defended and 1 forced fumble.

- His 70 tackles were third on the team.

SOPHOMORE (2012): Played in all 13 games with 9 starts; 52 tackles (37 solo).

TRUE FRESHMAN (2011): Played in 12 games with 5 starts; 30 tackles (25 solo).

- Big 12 All-Freshman team.

HIGH SCHOOL (LAKEVIEW CENTENNIAL HS – GARLAND, TEXAS)

SENIOR (2010):

- 118 tackles (64 solo), 4 sacks, 1 interception, 2 passes defended, 2 forced fumbles and 2 fumble recoveries.
- 2nd-team all-district

- Selected Epilepsy Florida for My Cause My Cleats in honor of his brother Owen.

- Volunteered at the Miami Dolphins Food Relief Program Thanksgiving meal distribution with Feeding South Florida to provide 1,000 meal boxes to South Florida families.

2019:

- In 2019, collaborated with fellow Dolphins rookies and Neighbors4Neighbors to sponsor four South Florida families with holiday gifts and game tickets.
- Volunteered with Big Brothers Big Sisters of Miami for the Dolphins Kids Cook-Off at Publix and Top Golf event through Football Unites.
- Packed food for local families in need with Feeding South Florida through Football Unites.

PERSONAL:

- **PRONUNCIATION:** Last name is pronounced eh-gwahv-ON.
- **MAJOR:** Sociology and criminology.

OFF THE FIELD

COMMUNITY:

2021:

- Volunteered at the Miami Dolphins holiday event to spend time with and provide dinner and children's gifts for South Florida families.

SAM EGUAVOEN'S NFL REGULAR SEASON STATS

YEAR	TEAM	GP	GS	TACKLES					INTERCEPTIONS					FUMBLES	
				TOT	SOLO	ASST	SK	YDS	INT	YDS	LG	TD	PD	FF	FR
2019	MIAMI	16	6	40	21	19	3.5	22.5	0	0	0	0	1	0	1
2020	MIAMI	16	1	5	3	2	0.0	0.0	0	0	0	0	1	0	0
2021	MIAMI	17	0	12	5	7	0.5	4.5	0	0	0	0	0	0	1
2022	MIAMI	2	0	3	2	1	0.0	0.0	0	0	0	0	0	0	0
NFL TOTALS		51	7	60	31	29	4.0	27.0	0	0	0	0	2	0	2


ADDITIONAL STATS

Special Teams Tackles: 2 in 2019, 4 in 2020, 4 in 2021 for total of 10.

Defensive Touchdowns: 1 fumble recovery in end zone vs. New England (1/9/22).

SINGLE-GAME CAREER HIGHS

- Tackles:** 8 at Dallas, 9/22/19
- Sacks:** 1 4 times, last: vs. N.Y. Jets, 10/18/20
- Passes Defended:** 1 twice, last: vs. N.Y. Jets, 10/18/20
- Fumble Recoveries:** 1 Twice, last: vs. New England, 1/9/22



74

LIAM EICHENBERG

OFFENSIVE LINEMAN // 6-6 // 306 // NOTRE DAME '21
ACQUIRED: D2B, '21
HOMETOWN: CLEVELAND, OHIO // BORN: 1/19/98
NFL: SECOND SEASON // DOLPHINS: SECOND SEASON

NFL CAREER

TRANSACTIONS:

- 2nd-round pick (42nd overall) by Miami in the 2021 NFL Draft.

CAREER HIGHLIGHTS:

- Played in 19 career games with 18 starts – 14 at left tackle, 2 at right tackle and 2 at left guard.

2022 (MIAMI):

- Started 2 games at left guard.

AT BALTIMORE (9/18):

- Helped the Dolphins overcome a 21-point fourth-quarter deficit and post 547 total yards in the win.

2021 (MIAMI):

- Played in all 17 games with 16 starts – 14 at left tackle and 2 at right tackle.
- 4 miscellaneous fumble recoveries.

AT NEW ENGLAND (9/12):

- Made his NFL debut.

AT JACKSONVILLE IN LONDON (10/17):

- Protected QB Tua Tagovailoa as the team did not allow a sack.

AT N.Y. JETS (11/21):

- Protected QB Tua Tagovailoa as the team did not allow a sack.

BEFORE THE NFL

COLLEGE (NOTRE DAME):

- 4-year letterman (2017-20) and 3-year starter.

CAREER:

- Played in 43 games with 38 starts.
- Started 38 consecutive games at left tackle to finish his career.

SENIOR (2020):

- Started all 12 games at left tackle.
- 1st-team All-American.
- 1st-team All-ACC.
- Won the Jacobs Blocking Trophy (ACC's most outstanding blocker).
- Did not allow a sack all season.

JUNIOR (2019):

- Started all 13 games at left tackle.

- Did not allow a sack all season.

SOPHOMORE (2018):

- Started all 13 games at left tackle.

REDSHIRT FRESHMAN (2017):

- Played in 5 games.
- Redshirted in 2016.

HIGH SCHOOL (SAINT IGNATIUS HS – CLEVELAND, OHIO)

SENIOR (2015):

- 1st-team All-American.
- 1st-team all-state.
- 1st-team all-division.
- 1st-team all-district.

OFF THE FIELD

COMMUNITY:

2021:

- Along with fellow Dolphins rookies, teamed up with Neighbors4Neighbors to provide South Florida families with holiday gifts.
- Volunteered at the Miami Dolphins Food Relief Program Thanksgiving meal distribution with Feeding South Florida to provide 1,000 meal boxes to South Florida families.

PERSONAL:

- **PRONUNCIATION:** Last name is pronounced IKE-en-burg.
- **MAJOR:** American studies.

LIAM EICHENBERG'S NFL REGULAR SEASON STATS

GAMES/STARTS: 2021: 17/16, 2022: 2/2

NFL TOTALS: 19/18

ADDITIONAL STATS

Miscellaneous Fumble Recoveries: 4 in 2021.



18

ERIK EZUKANMA

WIDE RECEIVER // 6-2 // 206 // TEXAS TECH '22
 ACQUIRED: D4, '22
 HOMETOWN: FORT WORTH, TEXAS // BORN: 1/25/00
 NFL: ROOKIE SEASON // DOLPHINS: ROOKIE SEASON

NFL CAREER

TRANSACTIONS:

- 4th-round pick (125th overall) by Miami in the 2022 NFL Draft.

2022 (MIAMI):

- Inactive for 2 games.

BEFORE THE NFL

COLLEGE (TEXAS TECH):

- 3-year starter (2019-21).

CAREER: Played in 35 games with 27 starts; 138 receptions for 2,165 yards (15.7 avg.) and 15 TDs; 10 carries for 138 yards (13.8 avg.) and 2 TDs.

- Became 1st Texas Tech player to lead team in receiving in 3 consecutive seasons since Wayne Walker from 1985-87.

JUNIOR (2021): Started 11 games; 48 receptions for 705 yards (14.7 avg.) and 4 TDs; 10 carries for 138 yards (13.8 avg.) and 2 TDs.

- 2nd-team All-Big-12.

SOPHOMORE (2020): Started all 10 games; 46 receptions for 748 yards (16.3 avg.) and 6 TDs.

- 1st-team All-Big-12.

REDSHIRT FRESHMAN (2019): Played in 12 games with 6 starts; 42 receptions for 664 yards (15.8 avg.) and 4 TDs.

TRUE FRESHMAN (2018): Played in 2 games; 2 receptions for 48 yards (24.0 avg.) and 1 TD.

- Was awarded redshirt season.

HIGH SCHOOL (TIMBER CREEK HS – FORT WORTH, TEXAS)

- 2,471 receiving yards and 32 TDs; 383 rushing yards and 4 TDs.

SENIOR (2017): 750 receiving yards and 10 TDs.

- All-American.

JUNIOR (2016): 1,447 receiving yards and 20 TDs; 383 rushing yards and 4 TDs.

- 1st-team All-American.

OFF THE FIELD

PERSONAL:

- **PRONUNCIATION:** Last name is pronounced ez-oo-kah-muh.


- **MAJOR:** Human sciences with a minor in sports management.

ERIK EZUKANMA'S NFL REGULAR SEASON STATS

YEAR	TEAM	GP	GS	RECEIVING					RUSHING					
				REC	YDS	AVG	LG	TD	ATT	YDS	AVG	LG	TD	
2022	MIAMI	0	0	0	0	0.0	0	0	0	0	0	0	0	0
NFL TOTALS		0	0	0	0	0.0	0	0	0	0	0	0	0	0

2022 GAME-BY-GAME STATS (MIAMI)

DATE	OPPONENT	P/S	REC	YDS	AVG	LG	TD
09/11	NEW ENGLAND						INACTIVE
09/18	at Baltimore						INACTIVE
09/25	BUFFALO						
09/29	at Cincinnati						
10/09	at N.Y. Jets						
10/16	MINNESOTA						
10/23	PITTSBURGH						
10/30	at Detroit						
11/06	at Chicago						
11/13	CLEVELAND						
11/27	HOUSTON						
12/04	at San Francisco						
12/11	at L.A. Chargers						
TBD	at Buffalo						
12/25	GREEN BAY						
01/01	at New England						
TBD	N.Y. JETS						
2022 TOTALS		0/0	0	0	0.0	-	0



44

BLAKE FERGUSON

LONG SNAPPER // 6-3 // 240 // LSU '20
ACQUIRED: D6, '20
HOMETOWN: SMYRNA, GA. // BORN: 4/21/97
NFL: THIRD SEASON // DOLPHINS: THIRD SEASON

NFL CAREER

TRANSACTIONS:

- 6th-round pick (185th overall) by Miami in the 2020 NFL Draft.

CAREER HIGHLIGHTS:

- Played in 35 career games.
- 5 special teams tackles (3 solo).
- 1 special teams fumble recovery.

2022 (MIAMI):

- Played in 2 games.

2021 (MIAMI):

- Played in all 17 games.
- 3 special teams tackles (2 solo).
- 1 special teams fumble recovery.

AT NEW ENGLAND (9/12): Played but did not record any stats.

VS. INDIANAPOLIS (10/3): 1 special teams fumble recovery and tackle.

- Recovered a RB Nyheim Hines muffed punt in the 1st quarter.

VS. NEW ENGLAND (1/9): 1 solo special teams tackle.

HONORS:

- Salute to Service Award Nominee.

2020 (MIAMI):

- Played in all 16 games.
- 2 special teams tackles (1 solo).
- Helped K Jason Sanders set a franchise record by converting 92.3 pct. of his FGs in 2020.

AT NEW ENGLAND (9/13): Played but did not record any stats.

- Made his NFL debut.

VS. L.A. CHARGERS (11/15): Played but did not record any stats.

- K Jason Sanders set a team record for consecutive FGs with 22.

AT LAS VEGAS (12/26): 1 solo special teams tackle.

BEFORE THE NFL

COLLEGE (LSU):

- 4-year letterman (2016-19).

CAREER: Played in 53 consecutive games as long

snapper.

- Became the 1st long snapper in LSU football history to be named a permanent team captain.

SENIOR (2019): Played in all 15 games.

- Team captain.
- Helped his team win the College Football Playoff National Championship.

JUNIOR (2018): Played in all 13 games; 2 special teams tackles.

- 1st-team All-American.
- Team captain.

SOPHOMORE (2017): Played in all 13 games; 1 tackle and 1 forced fumble.

REDSHIRT FRESHMAN (2016): Played in all 12 games.

- Redshirted in 2015.

HIGH SCHOOL (BUFORD HS – BUFORD, GA.)

SENIOR (2014):

- Winner of the Chris Rubio Award (nation's top high school long snapper).

JUNIOR (2013):

- Winner of the Chris Rubio Award (nation's top high school long snapper).

OFF THE FIELD

COMMUNITY:

- Has Type 1 diabetes and volunteers with the Juvenile Diabetes Research Foundation to raise funds and awareness.

2021:

- Volunteered at the Miami Dolphins holiday event to spend time with and provide dinner and children's gifts for South Florida families.
- Hosted a military appreciation event at Mission BBQ for South Florida veterans and active duty service members.
- Volunteered at the Miami Dolphins Food Relief Program Thanksgiving meal distribution with Feeding South Florida to provide 1,000 meal boxes to South Florida families.
- In 2021, volunteered with United Way Broward to provide Thanksgiving meals for South Florida military families.
- Chose JDRF as his cause for the NFL's My Cause My Cleats program and participated in the JDRF West Palm Beach chapter's 2021 virtual gala.

PERSONAL:

- His brother, Reid Ferguson, is the long snapper for the Buffalo Bills and was the starting long snapper at LSU (2012-15).
- **GRADUATE DEGREE:** Master's in Business Administration.
- **MAJOR:** Marketing.

BLAKE FERGUSON'S NFL REGULAR SEASON STATS

GAMES/STARTS: 2020: 16/0, 2021: 17/0, 2022: 2/0

NFL TOTALS: 35/0

ADDITIONAL STATS

Special Teams Tackles: 2 in 2020, 3 in 2021 for total of 5.

Special Teams Fumble Recoveries: 1 in 2021.



93

TREY FLOWERS

LINEBACKER // 6-2 // 265 // ARKANSAS '15
ACQUIRED: FA, '22
HOMETOWN: HUNTSVILLE, ALA. // BORN: 8/16/93
NFL: EIGHTH SEASON // DOLPHINS: FIRST SEASON



2016, 2018



2016, 2017, 2018



2020, 2021

NFL CAREER

TRANSACTIONS:

- Signed by Miami on Aug. 29, 2022.
- Signed by Detroit as an unrestricted free agent from New England on March 14, 2019.
- 4th-round pick (101st overall) by New England in the 2015 NFL Draft.

CAREER HONORS:

- 2020 Walter Payton Man of the Year Nominee (Detroit).
- 2010s New England Patriots All-Decade Team.

CAREER HIGHLIGHTS:

- Played in 76 career games with 64 starts.
- 262 tackles (160 solo), 31.5 sacks, 7 passes defended, 10 forced fumbles and 4 fumble recoveries.
- Started 9 postseason games.
- Won Super Bowls LI and LIII with New England.
- Is a 2-time team captain (2020-21).

2022 (MIAMI):

- Played in 1 game.
- Inactive for 1 game.

AT BALTIMORE (9/18):

- 1 assisted tackle.
- Split a tackle for loss with LB Elandon Roberts to stop QB Lamar Jackson short of the line to gain on a fourth-and-1 snap in the 4th quarter.
- Made his Dolphins debut.

2021 (DETROIT):

- Started 7 games.
- Inactive for 4 games.
- Missed the rest of the season after being placed on injured reserve on Dec. 4, 2021.
- 24 tackles (15 solo), 1.5 sacks, 1 forced fumble and 1 fumble recovery.
- Served as a team captain.

AT GREEN BAY (9/20):

- 5 tackles (3 solo) and a 0.5 sack.
- Split a sack of QB Aaron Rodgers with DT Nick Williams for a loss of 8 yards in the 2nd quarter.

AT MINNESOTA (10/10):

- 5 tackles (4 solo) and 1.0 sack.
- Sacked QB Kirk Cousins for a loss of 5 yards on the first play from scrimmage of the 2nd half.

AT PITTSBURGH (11/14):

- 2 tackles (1 solo) and 1 fumble recovery.
- Recovered a fumble by TE Pat Freiermuth in overtime to prevent Pittsburgh from attempting a game-winning field goal.

2020 (DETROIT):

- Played in 7 games with 5 starts.
- Missed the rest of the season after being placed on injured reserve on Nov. 2.
- 22 tackles (12 solo), 2.0 sacks, 1 pass defended, 2 forced fumbles and 1 fumble recovery.
- Served as a team captain.

VS. CHICAGO (9/13):

- 5 tackles (4 solo), 1.0 sack and 1 forced fumble.
- Strip-sacked QB Mitchell Trubisky on a third-and-13 play in the 4th quarter.

AT JACKSONVILLE (10/18):

- 5 tackles (2 solo), 1.0 sack and 1 forced fumble.
- Strip-sacked QB Gardner Minshew II on a second-and-10 snap near the end of the 1st half, which was recovered by Detroit.

AT ATLANTA (10/25):

- 2 tackles, 1 pass defended and 1 fumble recovery.
- Recovered a QB Matt Ryan fumble in the 4th quarter.

HONORS:

- Walter Payton Man of the Year nominee (Detroit).

2019 (DETROIT):

- Started 15 games.
- Inactive for 1 game.
- 51 tackles (33 solo), 7.0 sacks and 2 forced fumbles.

VS. KANSAS CITY (9/29):

- 4 tackles (1 solo) and 1 forced fumble.
- Forced a fumble by RB Darrel Williams that was recovered by Detroit and led to a Lions TD in the 3rd quarter.

VS. N.Y. GIANTS (10/27):

- 4 tackles (3 solo), 2.0 sacks and 1 forced fumble.
- Sacked QB Daniel Jones on back-to-back plays in the 4th quarter, including one that forced a fumble.

AT OAKLAND (11/3):

- 1 solo tackle; 1 reception for 38 yards and 1 TD.
- Sacked QB Derek Carr for a loss of 10 yards on a 3rd-down snap in the 4th quarter.

2018 (NEW ENGLAND):

- Started 15 games.
- Inactive for 1 game.
- 57 tackles (32 solo), 7.5 sacks, 2 passes defended and 3 forced fumbles.

VS. HOUSTON (9/9):

- 5 tackles (2 solo) and 1.5 sacks.
- Split a sack of QB Deshaun Watson for a loss of 7 yards on a 3rd-down play in the 1st quarter.
- Sacked Watson for a loss of 7 yards on a 1st-down play in the 4th quarter.

AT MIAMI (12/9):

- 4 solo tackles, 2.0 sacks and 1 forced fumble.
- Sacked QB Ryan Tannehill and QB Brock Osweiler on the same possession in the 2nd quarter.
- Forced a fumble by RB Frank Gore on the first scrimmage play of the 2nd half.

VS. N.Y. JETS (12/30):

- 6 tackles (4 solo), 1.0 sack and 1 forced fumble..
- Forced a fumble by RB Elijah McGuire that was recovered by the Patriots in the 2nd quarter.
- Sacked QB Sam Darnold on a 3rd-down snap in the 3rd quarter.

POSTSEASON:

AFC DIVISIONAL VS. L.A. CHARGERS (1/13):

- 1 solo tackle and 1.0 sack.

- Sacked QB Philip Rivers in the 2nd quarter.

AFC CHAMPIONSHIP AT KANSAS CITY (1/20):

- 2 solo tackles and 1.0 sack.
- Sacked QB Patrick Mahomes for a loss of 14 yards in the 2nd quarter.

SUPER BOWL LIII VS. L.A. RAMS (2/3):

- 3 tackles (2 solo).

2017 (NEW ENGLAND):

- Started 14 games.
- Inactive for 2 games.
- 62 tackles (45 solo), 6.5 sacks, 3 passes defended and 2 forced fumbles.

VS. KANSAS CITY (9/7):

- 5 tackles (4 solo) and 2.0 sacks.
- Sacked QB Alex Smith on a 3rd-down play in the 2nd quarter.
- Sacked Smith again on a 3rd-down snap in the 3rd quarter.

VS. CAROLINA (10/1):

- 6 tackles (4 solo) and 1 forced fumble.
- Forced a fumble by RB Jonathan Stewart in the 3rd quarter that was recovered by LB Elandon Roberts.

VS. MIAMI (11/26):

- 4 tackles (3 solo), 2.0 sacks and 1 forced fumble.
- Sacked QB Matt Moore in the 2nd quarter.
- Sacked Moore again in the 3rd quarter.

POSTSEASON:

AFC DIVISIONAL VS. TENNESSEE (1/13):

- 3 solo tackles and 1.0 sack.
- Sacked QB Marcus Mariota for a loss of 7 yards in the 3rd quarter.

AFC CHAMPIONSHIP VS. JACKSONVILLE (1/21):

- 9 tackles (5 solo) and 1 pass defended.
- Knocked down a pass on a 3rd-and-4 snap in the 3rd quarter that forced Jacksonville to kick a field goal.

SUPER BOWL LII VS. PHILADELPHIA (2/4):

- 5 tackles (2 solo).

2016 (NEW ENGLAND):

- Played in all 16 games with 8 starts.
- 45 tackles (23 solo), 7.0 sacks, 1 pass defended and 2 fumble recoveries.

AT BUFFALO (10/30):

- 5 tackles (4 solo) and 2.0 sacks.
- Sacked QB Tyrod Taylor on a 3rd-down snap in the 3rd quarter for his 1st career sack.
- Sacked QB EJ Manuel in the 4th quarter.

VS. SEATTLE (11/13):

- 3 solo tackles and 2.0 sacks.
- Sacked QB Russell Wilson in the 1st quarter.
- Sacked Wilson again in the 3rd quarter.
- Made his 1st NFL start.

AT DENVER (12/18):

- 3 solo tackles and 2.0 sacks.
- Sacked QB Trevor Siemian for a loss of 6 yards in the 2nd quarter.
- Sacked Siemian again in the 4th quarter.

POSTSEASON:

AFC DIVISIONAL VS. HOUSTON (1/14):

- 7 tackles (1 solo).

AFC CHAMPIONSHIP VS. PITTSBURGH (1/22):

- 3 tackles (1 solo).

SUPER BOWL LI VS. ATLANTA (2/5):

- 6 tackles (4 solo) and 2.5 sacks.

- Sacked QB Matt Ryan on a 3rd-down snap in the 1st quarter.
- Split a sack of Ryan with LB Kyle Van Noy on a 3rd-down snap near the end of the 3rd quarter.
- Sacked Ryan again in the 4th quarter.

2015 (NEW ENGLAND):

- Played in 1 game.
- Inactive for 10 games.
- Missed the rest of the season after being placed on injured reserve on Dec. 1.

VS. N.Y. JETS (10/25):

- Played but did not record any stats.
- Made his NFL debut.

BEFORE THE NFL

COLLEGE (ARKANSAS):

- 4-year letterman (2011-14) and 3-year starter.
- CAREER: Played in 49 games with 39 starts; 190 tackles (97 solo), 18.0 sacks, 1 interception, 13 passes defended and 4 forced fumbles.

- Finished his career with 47.5 tackles for loss, which were 2nd-most in program history and most among active SEC players.

- His 18.0 career sacks ranked 9th in program history at the time he graduated.

SENIOR (2014):

- Started all 13 games; 68 tackles (34 solo), 6.0 sacks, 6 passes defended and 1 forced fumble.

- 2nd-team All-SEC.

JUNIOR (2013):

- Started 11 games; 44 tackles (25 solo), 5.0 sacks, 1 interception, 2 passes defended and 3 forced fumbles.

- 2nd-team All-SEC.

- His 3 forced fumbles were tied for 2nd in the SEC.

SOPHOMORE (2012):

- Started all 12 games; 50 tackles (22 solo), 6.0 sacks and 3 passes defended.

TRUE FRESHMAN (2011):

- Played in all 13 games with 3 starts; 28 tackles (16 solo), 1.0 sack and 2 passes defended.

- SEC All-Freshman Team.

HIGH SCHOOL (COLUMBIA HS – HUNTSVILLE, ALA.)

- Also lettered in basketball.

SENIOR (2010):

- All-state

JUNIOR (2009):

- All-state

OFF THE FIELD

PERSONAL:

- **MAJOR:** Economics.

TREY FLOWERS' NFL REGULAR SEASON STATS


YEAR	TEAM	GP	GS	TACKLES					INTERCEPTIONS					FUMBLES		
				TOT	SOLO	ASST	SK	YDS	INT	YDS	LG	TD	PD	FF	FR	
2015	NEW ENGLAND	1	0	0	0	0	0.0	0.0	0	0	0	0	0	0	0	0
2016	NEW ENGLAND	16	8	45	23	22	7.0	45.0	0	0	0	0	0	1	0	2
2017	NEW ENGLAND	14	14	62	45	17	6.5	29.5	0	0	0	0	3	2	0	0
2018	NEW ENGLAND	15	15	57	32	25	7.5	60.0	0	0	0	0	2	3	0	0
2019	DETROIT	15	15	51	33	18	7.0	56.0	0	0	0	0	0	2	0	0
2020	DETROIT	7	5	22	12	10	2.0	40.0	0	0	0	0	1	2	1	0
2021	DETROIT	7	7	24	15	9	1.5	9.0	0	0	0	0	0	1	1	0
2022	MIAMI	1	0	1	0	1	0.0	0.0	0	0	0	0	0	0	0	0
NFL TOTALS		76	64	262	160	102	31.5	239.5	0	0	0	0	7	10	4	0

TREY FLOWERS' NFL PLAYOFF STATS

YEAR	TEAM	GP	GS	TACKLES					INTERCEPTIONS					FUMBLES		
				TOT	SOLO	ASST	SK	YDS	INT	YDS	LG	TD	PD	FF	FR	
2016	NEW ENGLAND	3	3	16	6	10	2.5	26.5	0	0	0	0	0	0	0	0
2017	NEW ENGLAND	3	3	17	10	7	1.0	7.0	0	0	0	0	1	0	0	0
2018	NEW ENGLAND	3	3	6	5	1	2.0	24.0	0	0	0	0	0	0	0	0
PLAYOFF TOTALS		9	9	39	21	18	5.5	57.5	0	0	0	0	1	0	0	0

SINGLE-GAME CAREER HIGHS

Tackles:	8	Twice, last: at Philadelphia, 9/22/19
Sacks:	2.0	7 times, last: vs. N.Y. Giants, 10/27/19
Passes Defensed:	1	7 times, last: at Atlanta, 10/25/20
Forced Fumbles:	1	10 times, last: vs. San Francisco, 9/12/21
Fumble Recovery:	1	4 times, last: at Pittsburgh, 11/14/21



3

MYLES GASKIN

RUNNING BACK // 5-10 // 194 // WASHINGTON '19
ACQUIRED: D7B, '19
HOMETOWN: LYNNWOOD, WASH. // BORN: 2/15/97
NFL: FOURTH SEASON // DOLPHINS: FOURTH SEASON

NFL CAREER

TRANSACTIONS:

- 7th-round pick (234th overall) by Miami in the 2019 NFL Draft.

CAREER HIGHLIGHTS:

- Played in 35 career games with 17 starts.
- 351 carries for 1,329 yards (3.8 avg.) and 7 TDs.
- 97 receptions for 673 yards (6.9 avg.) and 6 TDs.
- In 2020, he finished 10th in the NFL in scrimmage yards per game (97.2, min. 10 games).

2022 (MIAMI):

- Played in 1 game.
- Inactive for 1 game.

2021 (MIAMI):

- Played in all 17 games with 10 starts.
- 173 carries for 612 yards (3.5 avg.) and 3 TDs.
- 49 receptions for 234 yards (4.8 avg.) and 4 TDs.
- 1 miscellaneous fumble recovery.

AT TAMPA BAY (10/10): 5 carries for 25 yards (5.0 avg.); 10 receptions for 74 yards (7.4 avg.) and 2 TDs.

- Caught a 24-yard TD pass from QB Jacoby Brissett in the 1st quarter.
- Caught a 1-yard TD pass from QB Jacoby Brissett in the 3rd quarter.
- His 10 receptions tied for the most by a Dolphins RB in a single game.
- Became the 1st player in team history whose primary position was RB to have multiple games with at least 2 TD receptions.

AT N.Y. JETS (11/21): 23 carries for 89 yards (3.9 avg.); 3 receptions for 7 yards (2.3 avg.) and 1 TD.

- Caught a 5-yard TD pass from QB Tua Tagovailoa in the 4th quarter.
- VS. CAROLINA (11/28):** 16 carries for 49 yards (3.1 avg.) and 2 TDs; 2 receptions for 3 yards (1.5 avg.).
- Scored on a 3-yard TD run in the 2nd quarter to extend Miami's lead to 21-7.
- Scored on a 3-yard TD run in the 3rd quarter to extend Miami's lead to 27-10.

2020 (MIAMI):

- Played in 10 games with 7 starts.
- 142 carries for 584 yards (4.1 avg.) and 3 TDs.
- 41 receptions for 388 yards (9.5 avg.) and 2 TDs.

- Spent 1 game on the Reserve/COVID-19 list.
- Activated off injured reserve on Dec. 5.
- Missed 4 games after being placed on injured reserve on Nov. 5.
- His 97.2 scrimmage yards per game were 10th in the NFL (min. 10 games).

AT SAN FRANCISCO (10/11): 16 carries for 57 yards (3.6 avg.) and 1 TD; 5 receptions for 34 yards (6.8 avg.).

- Scored on a 1-yard TD run in the 1st quarter to extend Miami's lead to 14-0.

VS. L.A. RAMS (11/1): 18 carries for 47 yards (2.6 avg.) and 1 TD; 3 receptions for 16 yards (5.3 avg.).

- Scored on a 1-yard TD run in the 2nd quarter to extend Miami's lead to 28-7.

AT LAS VEGAS (12/26): 14 carries for 87 yards (6.2 avg.); 5 receptions for 82 yards (16.4 avg.) and 2 TDs.

- Caught a 10-yard TD pass from QB Tua Tagovailoa in the 3rd quarter to even the score at 13-13.
- Hauled in a 59-yard TD pass from QB Ryan Fitzpatrick in the 4th quarter to give Miami a 23-22 lead.
- Became the 1st Dolphins RB to have 2 receiving TDs in a game since RB Reggie Bush had 2 on Dec. 23, 2012 vs. Buffalo.
- His 169 scrimmage yards were the most by a Dolphin since RB Kenyan Drake vs. New England (Dec. 11, 2017).

2019 (MIAMI):

- Played in 7 games.
- Inactive for 8 games.
- Missed the final game of the season after being placed on injured reserve on Dec. 24.
- 36 carries for 133 yards (3.7 avg.) and 1 TD.
- 7 receptions for 51 yards (7.3 avg.).

AT INDIANAPOLIS (11/10): Played but did not record any stats.

- Made his NFL debut.

AT N.Y. GIANTS (12/15): 9 carries for 43 yards (4.8 avg.); 2 receptions for 29 yards (14.5 avg.).

VS. CINCINNATI (12/22): 16 carries for 55 yards (3.4 avg.) and 1 TD; 1 reception for 3 yards.

- Scored his 1st career TD on a 2-yard run in the 4th quarter to extend Miami's lead to 35-12.

BEFORE THE NFL

COLLEGE (WASHINGTON):

- 4-year starter (2015-18).

CAREER: Played in 52 games with 40 starts; 945 carries for 5,323 yards (5.6 avg.) and 57 TDs; 65 receptions for 465 yards (7.2 avg.) and 5 TDs; 6 kickoff returns for 90 yards (15.0 avg.); 1-of-1 passing for 2 yards and 1 TD.

- Finished his career as Washington's all-time leader in rushing yards (5,323), rushing TDs (57) and total TDs (62).
- His 5,323 rushing yards and 57 rushing TDs are both 3rd in Pac-12 history.
- Became the 1st player in Pac-12 history to record 1,000 rushing yards in 4 seasons.
- Became the 2nd player in FBS history to record 1,200 rushing yards in 4 seasons.

SENIOR (2018): Started 12 games; 259 carries for 1,268 yards (4.9 avg.) and 12 TDs; 21 receptions for 77 yards (3.7 avg.) and 1 TD; 4 kickoff returns for 74 yards (18.5 avg.); 1-of-1 passing for 2 yards and 1 TD.

- 2nd-team All-Pac-12.
- His 1,268 rushing yards were 4th in the Pac-12.
- His 12 rushing TDs were tied for 2nd in the Pac-12.

JUNIOR (2017): Played in all 13 games with 11 starts; 222 carries for 1,380 yards (6.2 avg.) and 21 TDs; 19 receptions for 232 yards (12.2 avg.) and 3 TDs; 1 kickoff return for 5 yards.

- 2nd-team All-Pac-12.
- His 21 rushing TDs led the Pac-12.

SOPHOMORE (2016): Played in all 14 games with 11 starts; 237 carries for 1,373 yards (5.8 avg.) and 10 TDs; 19 receptions for 137 yards (7.2 avg.) and 1 TD.

- 1st-team All-Pac-12.
- His 1,373 rushing yards ranked 3rd in the Pac-12.

TRUE FRESHMAN (2015): Played in all 13 games with 6 starts; 227 carries for 1,302 yards (5.7 avg.) and 14 TDs; 6 receptions for 19 yards (3.2 avg.); 1 kickoff return for 11 yards.

- Freshman All-American.
- Honorable mention All-Pac-12.
- His 14 rushing TDs were 3rd in the Pac-12.
- His 1,302 rushing yards were 4th in the Pac-12.
- Became the 1st true freshman in school history to rush for 1,000 yards.

HIGH SCHOOL (O'DEA HS – SEATTLE, WASH.)

- Played running back, safety and outside linebacker.
- Also lettered in track.
- Won state title in 100-meters in 2015.

SENIOR (2014): 109 carries for 1,567 yards (14.4 avg.) and 25 TDs.

- 1st-team all-state at running back.
- 2nd-team all-state at all-purpose/returner.
- 1st-team all-region.
- 1st-team all-area.
- 1st-team all-metro at running back and safety.

JUNIOR (2013): Rushed for over 2,000 yards.

- 1st-team all-area.
- 1st-team all-league.

SOPHOMORE (2012):

- 1st-team all-metro at running back and outside linebacker.

OFF THE FIELD

COMMUNITY:

2020:

- Rode the 25-mile Fort Lauderdale Ride in the Dolphins Cancer Challenge.

2019:

- In 2019, collaborated with fellow Dolphins rookies and Neighbors4Neighbors to sponsor four South Florida families with holiday gifts and game tickets.

PERSONAL:

- **MAJOR:** American ethnic studies.

MYLES GASKIN'S NFL REGULAR SEASON STATS

YEAR	TEAM	GP		RUSHING							RECEIVING			
		GS	ATT	YDS	AVG	LG	TD	REC	YDS	AVG	LG	TD		
2019	MIAMI	7	0	36	133	3.7	27	1	7	51	7.3	20	0	
2020	MIAMI	10	7	142	584	4.1	26	3	41	388	9.5	59t	2	
2021	MIAMI	17	10	173	612	3.5	30	3	49	234	4.8	24t	4	
2022	MIAMI	1	0	0	0	0.0	-	0	0	0	0.0	-	0	
NFL TOTALS		35	17	351	1329	3.8	30	7	97	673	6.9	59t	6	

ADDITIONAL STATS

Miscellaneous Fumble Recoveries: 1 in 2021.

SINGLE-GAME CAREER HIGHS

Rushes:	23	at N.Y. Jets, 11/21/21
Rushing Yards:	91	vs. N.Y. Jets, 10/18/20
Longest Rush:	30	vs. N.Y. Jets, 12/19/21
Rushing TDs:	2	vs. Carolina, 11/28/21
Receptions:	10	at Tampa Bay, 10/10/21
Receiving Yards:	82	at Las Vegas, 12/26/20
Longest Reception:	59t	at Las Vegas, 12/26/20
Receiving TDs:	2	Twice, last: at Tampa Bay, 10/10/21

2019 GAME-BY-GAME STATS (MIAMI)

DATE	OPPONENT	P/S	ATT	YDS	AVG	LG	TD
09/08	BALTIMORE			INACTIVE			
09/15	NEW ENGLAND			INACTIVE			
09/22	at Dallas			INACTIVE			
09/29	L.A. CHARGERS			INACTIVE			
10/13	WASHINGTON			INACTIVE			
10/20	at Buffalo			INACTIVE			
10/28	at Pittsburgh			INACTIVE			
11/03	N.Y. JETS			INACTIVE			
11/10	at Indianapolis	1/0	0	0	0.0	0	0
11/17	BUFFALO	1/0	1	0	0.0	0	0
11/24	at Cleveland	1/0	4	10	2.5	4	0
12/01	PHILADELPHIA	1/0	2	20	10.0	11	0
12/08	at N.Y. Jets	1/0	4	5	1.3	6	0
12/15	at N.Y. Giants	1/0	9	43	4.8	27	0
12/22	CINCINNATI	1/0	16	55	3.4	15	1
12/29	at New England			INJURED RESERVE			
2019 TOTALS		7/0	36	133	3.7	27	1

2020 GAME-BY-GAME STATS (MIAMI)

DATE	OPPONENT	P/S	ATT	YDS	AVG	LG	TD
09/13	at New England	1/0	9	40	4.4	10	0
09/20	BUFFALO	1/0	7	46	6.6	14	0
09/24	at Jacksonville	1/1	22	66	3.0	15	0
10/04	SEATTLE	1/1	10	40	4.0	11	0
10/11	at San Francisco	1/1	16	57	3.6	21	1
10/18	N.Y. JETS	1/1	18	91	5.1	15	0
11/01	L.A. RAMS	1/1	18	47	2.6	6	1
11/08	at Arizona			INJURED RESERVE			
11/15	N.Y. JETS			INJURED RESERVE			
11/22	at Denver			INJURED RESERVE			
11/29	at N.Y. Jets			INJURED RESERVE			
12/06	CINCINNATI	1/1	21	90	4.3	26	0
12/13	KANSAS CITY			RESERVE/COVID-19			
12/20	NEW ENGLAND	1/0	14	87	6.2	24	0
12/26	at Las Vegas	1/0	14	87	6.2	24	0
01/03	at Buffalo	1/1	7	20	2.9	7	1
2020 TOTALS		10/7	142	584	4.1	26	3

2021 GAME-BY-GAME STATS (MIAMI)

DATE	OPPONENT	P/S	ATT	YDS	AVG	LG	TD
09/12	at New England	1/1	9	49	5.4	15	0
09/19	BUFFALO	1/1	5	25	5.0	18	0
09/26	at Las Vegas	1/0	13	65	5.0	15	0
10/03	INDIANAPOLIS	1/0	2	3	1.5	3	0
10/10	at Tampa Bay	1/1	5	25	5.0	13	0
10/17	at Jacksonville	1/1	5	9	1.8	4	0
10/24	ATLANTA	1/0	15	67	4.5	16	0
10/31	at Buffalo	1/1	12	36	3.0	7	0
11/07	HOUSTON	1/1	20	34	1.7	6t	1
11/11	BALTIMORE	1/1	14	31	2.2	11	0
11/21	at N.Y. Jets	1/1	23	89	3.9	20	0
11/28	CAROLINA	1/1	16	49	3.1	8	2
12/05	N.Y. GIANTS	1/1	15	44	2.9	6	0
12/19	N.Y. JETS	1/0	10	54	5.4	30	0
12/27	at New Orleans	1/0	3	10	3.3	5	0
01/02	at Tennessee	1/0	5	23	4.6	8	0
01/09	NEW ENGLAND	1/0	1	-1	-1.0	-1	0
2021 TOTALS		17/10	173	612	3.5	6t	3

2022 GAME-BY-GAME STATS (MIAMI)

DATE	OPPONENT	P/S	ATT	YDS	AVG	LG	TD
09/11	NEW ENGLAND	1/0	0	0	0.0	-	0
09/18	at Baltimore			INACTIVE			
09/25	BUFFALO						
09/29	at Cincinnati						
10/09	at N.Y. Jets						
10/16	MINNESOTA						
10/23	PITTSBURGH						
10/30	at Detroit						
11/06	at Chicago						
11/13	CLEVELAND						
11/27	HOUSTON						
12/04	at San Francisco						
12/11	at L.A. Chargers						
TBD	at Buffalo						
12/25	GREEN BAY						
01/01	at New England						
TBD	N.Y. JETS						
2022 TOTALS		1/0	0	0	0.0	-	0



88 MIKE GESICKI

TIGHT END // 6-6 // 250 // PENN STATE '18
 ACQUIRED: D2, '18
 HOMETOWN: MANAHAWKIN, N.J. // BORN: 10/3/95
 NFL: FIFTH SEASON // DOLPHINS: FIFTH SEASON

NFL CAREER

TRANSACTIONS:

- 2nd-round pick (42nd overall) by Miami in the 2018 NFL Draft.

CAREER HIGHLIGHTS:

- Played in 66 career games with 30 starts.
- 204 receptions for 2,297 yards (11.3 avg.) and 14 TDs.
- His 2,297 career receiving yards rank 3rd in Dolphins history among tight ends.

DOLPHINS ALL-TIME RECEIVING YARDS LEADERS (TIGHT ENDS)

PLAYER	YEARS	REC	YDS	TDs
1. Randy McMichael	2002-06	283	3,096	18
2. Bruce Hardy	1978-89	256	2,455	25
3. MIKE GESICKI	2018-21	204	2,297	14
4. Anthony Fasano	2008-12; 2017	189	2,211	24
5. Keith Jackson	1992-94	146	1,880	18

- His 204 career receptions rank 3rd in Dolphins history among tight ends.

DOLPHINS ALL-TIME RECEPTIONS LEADERS (TIGHT ENDS)

PLAYER	YEARS	REC	YDS	TDs
1. Randy McMichael	2002-06	283	3,096	18
2. Bruce Hardy	1978-89	256	2,455	25
3. MIKE GESICKI	2018-21	204	2,297	14
4. Anthony Fasano	2008-12; 2017	189	2,211	24
5. Charles Clay	2011-14	161	1,809	14

- His 73 receptions in 2021 were 5th in the NFL among tight ends.

NFL TIGHT END RECEIVING LEADERS (2021)

PLAYER	TEAM	REC	YDS	TDs
1. Mark Andrews	Bal.	107	1,361	9
2. Travis Kelce	KC	92	1,125	9
3. Dalton Schultz	Dal.	78	808	8
4. Zach Ertz	Ari.	74	763	5
5. MIKE GESICKI	MIA.	73	780	2

- His 73 receptions in 2021 are tied for most in a single season by a Dolphins tight end:

DOLPHINS SINGLE-SEASON TIGHT END RECEPTIONS LEADERS

PLAYER	YEAR	REC	YDS	TDs
1. Randy McMichael	2004	73	791	4
MIKE GESICKI	2021	73	780	2
3. Charles Clay	2013	69	759	6
4. Randy McMichael	2006	62	640	3
5. Randy McMichael	2005	60	582	5

- His 780 receiving yards in 2021 are 2nd-most in a single season by a Dolphins tight end:

DOLPHINS SINGLE-SEASON TIGHT END RECEIVING LEADERS

PLAYER	YEAR	REC	YDS	TDs
1. Randy McMichael	2004	73	791	4
2. MIKE GESICKI	2021	73	780	2
3. Charles Clay	2013	69	759	6
4. MIKE GESICKI	2020	53	703	6
5. Keith Jackson	1994	59	673	7

- His 703 receiving yards in 2020 ranked 4th in the NFL among tight ends:

NFL TIGHT END RECEIVING YARDS LEADERS (2020)

PLAYER	TEAM	REC	YDS	TDs
1. Travis Kelce	KC	105	1,416	11
2. Darren Waller	LV	107	1,196	9
3. T.J. Hockenson	Det.	67	723	6
4. MIKE GESICKI	MIA.	53	703	6
5. Mark Andrews	Bal.	58	701	7

- His 51 receptions and 570 receiving yards in 2019 were both 5th-most among AFC tight ends that season:

AFC TIGHT END RECEIVING LEADERS (2019)

PLAYER	TEAM	REC	YDS	TDs
1. Travis Kelce	KC	97	1,229	5
2. Darren Waller	Oak.	90	1,145	3
3. Mark Andrews	Bal.	64	852	10
4. Hunter Henry	LAC	55	652	5
5. MIKE GESICKI	MIA.	51	570	5

- His 22 receptions and 202 receiving yards in 2018 were 3rd in team history among rookie tight ends:

DOLPHINS ROOKIE TIGHT END RECEIVING LEADERS

PLAYER	YEAR	REC	YDS	AVG
1. Ferrell Edmunds	1988	33	575	17.4
2. Randy McMichael	2002	39	485	12.4
3. MIKE GESICKI	2018	22	202	9.2
4. Joe Rose	1980	13	149	11.5
5. Donald Lee	2003	7	110	15.7

2022 (MIAMI):

- Played in 2 games.
 - 5 receptions for 42 yards (8.4 avg.) and 1 TD.
- AT BALTIMORE (9/18):** 4 receptions for 41 yards (10.3 avg.) and 1 TD.
- Caught a 14-yard TD pass from QB Tua Tagovailoa on a 3rd-and-13 snap in the 3rd quarter.

2021 (MIAMI):

- Played in all 17 games with 9 starts.
- 73 receptions for 780 yards (10.7 avg.) and 2 TDs.
- 2 miscellaneous tackles.

VS. INDIANAPOLIS (10/3): 5 receptions for 57 yards (11.4 avg.) and 1 TD.

- Caught a 1-yard TD pass from QB Jacoby Brissett in the 4th quarter.

AT JACKSONVILLE IN LONDON (10/17): 8 receptions for 115 yards (14.4 avg.).

- Posted the 2nd 100-yard receiving game of his career.

VS. ATLANTA (10/24): 7 receptions for 85 yards (12.1 avg.) and 1 TD.

- Caught a 6-yard TD pass from QB Tua Tagovailoa in the 3rd quarter.

2020 (MIAMI):

- Played in 15 games with 9 starts.
- Inactive for 1 game.
- 53 receptions for 703 yards (13.3 avg.) and 6 TDs.
- His 703 receiving yards were 2nd-most in a single season by a Dolphins tight end and 4th-most among NFL tight ends in 2020.

VS. BUFFALO (9/20): 8 receptions for 130 yards (16.3 avg.) and 1 TD.

- His 130 receiving yards set a new Dolphins record for tight ends in a single game.
- It was the 1st 100-yard game of his career.

VS. CINCINNATI (12/6): 9 receptions for 88 yards (9.8 avg.) and 1 TD.

- Caught a 5-yard TD pass from QB Tua Tagovailoa in the 3rd quarter to extend Miami's lead to 13-7.

VS. KANSAS CITY (12/13): 5 receptions for 65 yards (13.0 avg.) and 2 TDs.

- Caught a 7-yard TD pass from QB Tua Tagovailoa in the 1st quarter to give Miami a 7-0 lead.
- Caught a 29-yard TD pass from QB Tua Tagovailoa in the 4th quarter.

2019 (MIAMI):

- Played in all 16 games with 5 starts.
- 51 receptions for 570 yards (11.2 avg.) and 5 TDs.
- His 51 receptions and 570 receiving yards were both 5th-most among AFC tight ends.
- Had 5 TD receptions in the final 6 games, tied for the 2nd-most by any NFL player in that span.

VS. PHILADELPHIA (12/1): 5 receptions for 79 yards (15.8 avg.) and 1 TD.

- Caught a 14-yard TD from QB Ryan Fitzpatrick in the 3rd quarter.

VS. CINCINNATI (12/22): 6 receptions for 82 yards (13.7 avg.) and 2 TDs.

- Caught a 31-yard TD from QB Ryan Fitzpatrick in the 2nd quarter to give Miami a 21-3 lead.
- Caught a 13-yard TD from QB Ryan Fitzpatrick in the 3rd quarter to extend Miami's lead to 28-6.
- It was the 1st multi-score game of his career.

AT NEW ENGLAND (12/29): 4 receptions for 34 yards (8.5 avg.) and 1 TD.

- Caught a game-winning 5-yard TD pass from QB Ryan Fitzpatrick with 24 seconds remaining.

2018 (MIAMI):

- Played in all 16 games with 7 starts.
- 22 receptions for 202 yards (9.2 avg.).
- His 22 receptions and 202 receiving yards were 3rd in team history among rookie tight ends.

VS. TENNESSEE (9/9): 1 reception for 11 yards (11.0 avg.).

- Caught an 11-yard pass from QB Ryan Tannehill for his 1st career reception.
- Made NFL debut.

VS. OAKLAND (9/23): 3 receptions for 31 yards (10.3 avg.).

VS. DETROIT (10/21): 3 receptions for 44 yards (14.7 avg.).

BEFORE THE NFL

COLLEGE (PENN STATE):

- 4-year letterman (2014-17) and 3-year starter.

CAREER: Played in 51 games with 36 starts; 129 receptions for 1,481 yards (11.5 avg.) and 15 TDs.

- Finished his career with at least 1 reception in 27 straight games.
- His 129 receptions were 9th overall in Penn State history and the most among tight ends.
- His 1,481 receiving yards were the most in Penn State history by a tight end and 17th by a player at any position.
- His 15 receiving TDs were the most in Penn State history by a tight end and 9th by a player at any position.

SENIOR (2017): Started all 13 games; 57 receptions for 563 yards (9.9 avg.) and 9 TDs.

- 2nd-team All-American.
- 1st-team All-Big Ten.
- Finalist for the John Mackey Award (nation's top tight end).
- His 9 receiving TDs were 3rd in the Big Ten and the most by a tight end in Penn State history.
- His 4.4 receptions per game were 6th in the Big Ten.
- Finished 3rd in receptions (57), 4th in receiving TDs (9) and 5th in receiving yards (563) among FBS tight ends.
- Caught a TD pass in 5 straight games.

JUNIOR (2016): Started all 14 games; 48 receptions for 679 yards (14.2 avg.) and 5 TDs.

- 3rd-team All-American.
- 2nd-team All-Big Ten.
- His 48 receptions led the Big Ten and were 7th nationally among tight ends.
- His 679 receiving yards led all Big Ten tight ends, were 7th nationally at the position and set a single-season tight end school record.

SOPHOMORE (2015): Played in 11 games with 8 starts; 13 receptions for 125 yards (9.6 avg.) and 1 TD.

TRUE FRESHMAN (2014): Played in all 13 games with 1 start; 11 receptions for 114 yards (10.4 avg.).

- Big Ten All-Freshman Team.

HIGH SCHOOL (SOUTHERN REGIONAL HS – MANAHAWKIN, N.J.)

- Became the school's all-time leading receiver with 103 receptions for 1,817 yards (17.6 avg.) and 16 TDs.
 - Also played basketball and volleyball.
 - Became the school's all-time leading scorer in basketball with 1,867 points.
 - Won the state's 2014 dunk contest.
 - Helped his school win a state title in basketball.
- SENIOR (2013):** 33 receptions for 530 yards (16.1 avg.) and 4 TDs.
- All-American.
 - All-state.

JUNIOR (2012): 50 receptions for 954 yards (19.1 avg.) and 9 TDs.

- Helped his team finish as state runner-ups.

SOPHOMORE (2011): 16 receptions for 276 yards (17.3 avg.) and 3 TDs.

OFF THE FIELD

COMMUNITY:

2021:

- Volunteered at the Miami Dolphins Food Relief Program Thanksgiving meal distribution with Feeding South Florida to provide 1,000 meal boxes to South Florida families.

2019:

- In 2019, volunteered at the annual Dolphins holiday gift event through Football Unites and spent time with the 200 members of South Florida families.

PERSONAL:

- **PRONUNCIATION:** Last name is pronounced guh-SICK-ee.
- **MAJOR:** Advertising and public relations.

MIKE GESICKI'S NFL REGULAR SEASON STATS

YEAR	TEAM	GP		RECEIVING					RUSHING				
		GS	REC	YDS	AVG	LG	TD	ATT	YDS	AVG	LG	TD	
2018	MIAMI	16	7	22	202	9.2	27	0	0	0	0.0	0	0
2019	MIAMI	16	5	51	570	11.2	34	5	0	0	0.0	0	0
2020	MIAMI	15	9	53	703	13.3	70	6	0	0	0.0	0	0
2021	MIAMI	17	9	73	780	10.7	40	2	0	0	0.0	0	0
2022	MIAMI	2	0	5	42	8.4	14t	1	0	0	0.0	0	0
NFL TOTALS		66	30	204	2297	11.3	70	14	0	0	0.0	0	0

ADDITIONAL STATS

Miscellaneous Tackles: 1 in 2018, 2 in 2019, 2 in 2021 for total of 5.

SINGLE-GAME CAREER HIGHS

Receptions: 10 at Las Vegas, 9/26/21
Receiving Yards: 130 vs. Buffalo, 9/20/20
Longest Reception: 70 at San Francisco, 10/11/20
Receiving TDs: 2 Twice, last vs. Kansas City, 12/13/20

100-YARD RECEIVING GAMES (2)

DATE	OPPONENT	REC	YDS	AVG	LG	TD
9/20/20	BUFFALO	8	130	16.3	27	1
10/17/21	at Jacksonville	8	115	14.4	32	0

2018 GAME-BY-GAME STATS (MIAMI)

DATE	OPPONENT	P/S	REC	YDS	AVG	LG	TD
09/09	TENNESSEE	1/1	1	11	11.0	11	0
09/16	at N.Y. Jets	1/0	0	0	0.0	-	0
09/23	OAKLAND	1/0	3	31	10.3	19	0
09/30	at New England	1/0	1	9	9.0	9	0
10/07	at Cincinnati	1/1	3	26	8.7	16	0
10/14	CHICAGO	1/0	1	11	11.0	11	0
10/21	DETROIT	1/0	3	44	14.7	27	0
10/25	at Houston	1/1	4	14	3.5	10	0
11/04	N.Y. JETS	1/0	0	0	0.0	-	0
11/11	at Green Bay	1/0	1	5	5.0	5	0
11/25	at Indianapolis	1/1	1	5	5.0	5	0
12/02	BUFFALO	1/0	0	0	0.0	-	0
12/09	NEW ENGLAND	1/1	0	0	0.0	-	0
12/16	at Minnesota	1/1	2	23	11.5	14	0
12/23	JACKSONVILLE	1/0	1	5	5.0	5	0
12/30	at Buffalo	1/1	1	18	18.0	18	0
2018 TOTALS		16/7	22	202	9.2	27	0

2019 GAME-BY-GAME STATS (MIAMI)

DATE	OPPONENT	P/S	REC	YDS	AVG	LG	TD
09/08	BALTIMORE	1/0	2	31	15.5	26	0
09/15	NEW ENGLAND	1/0	1	11	11.0	11	0
09/22	at Dallas	1/0	3	9	3.0	5	0
09/29	L.A. CHARGERS	1/1	0	0	0.0	-	0
10/13	WASHINGTON	1/0	3	51	17.0	30	0
10/20	at Buffalo	1/0	4	41	10.3	17	0
10/28	at Pittsburgh	1/0	2	10	5.0	5	0
11/03	N.Y. JETS	1/0	6	95	15.8	34	0
11/10	at Indianapolis	1/1	3	28	9.3	12	0
11/17	BUFFALO	1/0	4	18	4.5	10	0
11/24	at Cleveland	1/0	3	28	9.3	11t	1
12/01	PHILADELPHIA	1/1	5	79	15.8	21	1
12/08	at N.Y. Jets	1/1	1	6	6.0	6	0
12/15	at N.Y. Giants	1/0	4	47	11.8	24	0
12/22	CINCINNATI	1/1	6	82	13.7	31t	2
12/29	at New England	1/0	4	34	8.5	14	1
2019 TOTALS		16/5	51	570	11.2	34	5

2020 GAME-BY-GAME STATS (MIAMI)

DATE	OPPONENT	P/S	REC	YDS	AVG	LG	TD
09/13	at New England	1/1	3	30	10.0	18	0
09/20	BUFFALO	1/1	8	130	16.3	27	1
09/24	at Jacksonville	1/1	1	15	15.0	15t	1
10/04	SEATTLE	1/0	1	15	15.0	15	0
10/11	at San Francisco	1/0	5	91	18.2	70	0
10/18	N.Y. JETS	1/1	0	0	0.0	0	0
11/01	L.A. RAMS	1/0	1	8	8.0	8	0
11/08	at Arizona	1/1	3	42	14.0	19	0
11/15	L.A. CHARGERS	1/0	2	40	20.0	23	0
11/22	at Denver	1/1	4	43	10.8	25	0
11/29	at N.Y. Jets	1/1	2	35	17.5	22	1
12/06	CINCINNATI	1/1	9	88	9.8	20	1
12/13	KANSAS CITY	1/1	5	65	13.0	29t	2
12/20	NEW ENGLAND						INACTIVE
12/26	at Las Vegas	1/0	4	54	13.5	31	0
01/03	at Buffalo	1/0	5	47	9.4	23	0
2020 TOTALS		15/9	53	703	13.3	70	6

2021 GAME-BY-GAME STATS (MIAMI)

DATE	OPPONENT	P/S	REC	YDS	AVG	LG	TD
09/12	at New England	1/0	0	0	0.0	-	0
09/19	BUFFALO	1/0	3	41	13.7	18	0
09/26	at Las Vegas	1/0	10	86	8.6	27	0
10/03	INDIANAPOLIS	1/0	5	57	11.4	22	1
10/10	at Tampa Bay	1/1	4	43	10.8	23	0
10/17	at Jacksonville	1/1	8	115	14.4	32	0
10/24	ATLANTA	1/1	7	85	12.1	27	1
10/31	at Buffalo	1/0	3	48	16.0	40	0
11/07	HOUSTON	1/1	4	54	13.5	18	0
11/11	BALTIMORE	1/0	0	0	0.0	-	0
11/21	at N.Y. Jets	1/1	5	50	10.0	26	0
11/28	CAROLINA	1/1	3	17	5.7	7	0
12/05	N.Y. GIANTS	1/0	7	46	6.6	17	0
12/19	N.Y. JETS	1/1	5	43	8.6	20	0
12/27	at New Orleans	1/1	3	22	7.3	12	0
01/02	at Tennessee	1/0	4	51	12.8	15	0
01/09	NEW ENGLAND	1/1	2	22	11.0	13	0
2021 TOTALS		17/9	73	780	10.7	40	2

2022 GAME-BY-GAME STATS (MIAMI)

DATE	OPPONENT	P/S	REC	YDS	AVG	LG	TD
09/11	NEW ENGLAND	1/0	1	1	1.0	1	0
09/18	at Baltimore	1/0	4	41	10.3	14t	1
09/25	BUFFALO						
09/29	at Cincinnati						
10/09	at N.Y. Jets						
10/16	MINNESOTA						
10/23	PITTSBURGH						
10/30	at Detroit						
11/06	at Chicago						
11/13	CLEVELAND						
11/27	HOUSTON						
12/04	at San Francisco						
12/11	at L.A. Chargers						
TBD	at Buffalo						
12/25	GREEN BAY						
01/01	at New England						
TBD	N.Y. JETS						
2022 TOTALS		2/0	5	42	8.4	14t	1

10 TYREEK HILL



WIDE RECEIVER // 5-10 // 191 // WEST ALABAMA '16
 ACQUIRED: T, '22 (KC)
 HOMETOWN: DOUGLAS, GA. // BORN: 3/1/94
 NFL: SEVENTH SEASON // DOLPHINS: FIRST SEASON



NFL CAREER

TRANSACTIONS:

- Traded from Kansas City to Miami on March 23, 2022.
- 5th-round pick (165th overall) by Kansas City in the 2016 NFL Draft.

CAREER HONORS:

- No. 15 on the NFL Network Top 100 list in 2022.
- 2021 Pro Bowl selection.
- No. 15 on the NFL Network Top 100 list in 2021.
- 2020 Pro Bowl selection.
- 2020 1st-team All-Pro.
- AFC Offensive Player of the Week (at Tampa Bay, 11/29/20).
- 2020 PFWA All-AFC.
- No. 22 on the NFL Network Top 100 list in 2020.
- 2010s NFL All-Decade Team.
- 2019 Pro Bowl selection.
- No. 19 on the NFL Network Top 100 list in 2019.
- 2018 Pro Bowl selection.
- 2018 1st-team All-Pro.
- No. 40 on the NFL Network Top 100 list in 2018.
- 2017 Pro Bowl selection.
- No. 36 on the NFL Network Top 100 list in 2017.
- 2016 Pro Bowl selection.
- 2016 1st-team All-Pro.
- 2016 PFWA All-NFL.
- 2016 PFWA All-AFC.
- 2016 PFWA All-Rookie.
- AFC Special Teams Player of the Week (at San Diego, 1/1/17).
- AFC Special Teams Player of the Week (vs. Oakland, 12/8/16).
- AFC Special Teams Player of the Month (December 2016).
- AFC Offensive Player of the Week (at Denver, 11/27/16).

CAREER HIGHLIGHTS:

- Played in 93 career games with 75 starts.
- 498 receptions for 6,914 yards (13.9 avg.) and 58 TDs.
- 94 carries for 725 yards (7.7 avg.) and 6 TDs.
- 14 kickoff returns for 384 yards (27.4 avg.) and 1 TD.
- 86 punt returns for 1,009 yards (11.7 avg.) and 4 TDs.

- Appeared in 13 postseason games with 12 starts.
- Won Super Bowl LIV with Kansas City.
- His 15 receptions of 50+ yards lead the NFL since he entered the league in 2016:

MOST RECEPTIONS OF 50+ YARDS (SINCE 2016)

PLAYER	TEAMS	REC	YDS	50+
1. TYREEK HILL	KC/MIA.	498	6,914	15
2. DeSean Jackson	Was./TB/PHI/LAR/LV	190	3,296	13
3. Tyler Lockett	Sea.	410	5,538	12
Stefon Diggs	Min/Buf.	563	6,933	12
5. Cooper Kupp	LAR	457	5,753	11
A.J. Brown	Ten./Phi.	200	3,219	11
Brandin Cooks	NO/NE/LAR/Hou.	447	6,365	11

- His 58 TD receptions are 3rd in the NFL since he entered the league in 2016:

MOST TD RECEPTIONS (SINCE 2016)

PLAYER	TEAMS	REC	YDS	TDs
1. Davante Adams	GB/LV	593	7,345	71
2. Mike Evans	TB	472	7,176	61
3. TYREEK HILL	KC/MIA.	498	6,914	58
4. DeAndre Hopkins	Hou./Ari.	550	7,048	49

- His 7,639 scrimmage yards are 4th in the NFL since he entered the league in 2016:

MOST SCRIMMAGE YARDS (SINCE 2016)

PLAYER	TEAMS	RUSH	REC	TOT
1. Ezekiel Elliott	Dal.	7,491	2,237	9,728
2. Derrick Henry	Ten.	6,904	846	7,750
3. Melvin Gordon	SD/LAC/Den.	5,608	2,072	7,680
4. TYREEK HILL	KC/MIA.	725	6,914	7,639
5. Alvin Kamara	NO	4,277	3,270	7,547
6. Travis Kelce	KC	9	7,441	7,450
7. Davante Adams	GB/LV	0	7,345	7,345
8. Julio Jones	Atl./Ten./TB	41	7,198	7,239

- His 6,914 receiving yards are 7th in the NFL since he entered the league in 2016:

MOST RECEIVING YARDS (SINCE 2016)

PLAYER	TEAMS	REC	YDS	TDs
1. Travis Kelce	KC	578	7,441	48
2. Davante Adams	GB/LV	593	7,345	71
3. Julio Jones	Atl./Ten./TB	468	7,198	27
4. Mike Evans	TB	472	7,176	61
5. DeAndre Hopkins	Hou./Ari.	550	7,048	49
6. Stefon Diggs	Min/Buf.	563	6,933	48
7. TYREEK HILL	KC/MIA.	498	6,914	58
8. Brandin Cooks	NO/NE/LAR/Hou.	447	6,365	34
9. Amari Cooper	Oak./Dal./Cle.	457	6,124	41
10. Michael Thomas	NO	521	6,072	35

- His 498 receptions are 8th in the NFL since he entered the league in 2016:

MOST RECEPTIONS (SINCE 2016)					
PLAYER	TEAMS	REC	YDS	TDs	
1. Davante Adams	GB/LV	593	7,345	70	
2. Travis Kelce	KC	578	7,441	48	
3. Stefon Diggs	Min./Buf.	563	6,933	48	
4. DeAndre Hopkins	Hou./Ari.	550	7,048	49	
5. Michael Thomas	NO	521	6,072	35	
6. Keenan Allen	LAC	519	6,047	32	
7. Jarvis Landry	Mia/Cle./NO	505	5,822	28	
8. TYREEK HILL	KC/MIA.	498	6,914	58	
9. Zach Ertz	Phi./Ari.	476	4,906	33	

- His 67 TDs in 6 seasons (2016-21) with the Chiefs ranked 3rd-most in team history:

MOST TOTAL TDs IN CHIEFS HISTORY					
PLAYER	YRS	RUSH	REC	RET	TDs
1. Priest Holmes	2001-07	76	7	0	83
2. Tony Gonzalez	1997-08	0	76	0	76
3. TYREEK HILL	2016-21	6	56	5	67
4. Jamaal Charles	2008-16	43	20	1	64
5. Larry Johnson	2003-09	55	6	0	61
6. Travis Kelce	2013-21	2	57	1	60
Otis Taylor	1695-75	3	57	0	60

- His 479 receptions in 6 seasons (2016-21) with the Chiefs ranked 4th-most in team history:

MOST RECEPTIONS IN CHIEFS HISTORY					
PLAYER	YEARS	REC	YDS	TDs	
1. Tony Gonzalez	1997-2008	916	10,940	76	
2. Travis Kelce	2013-21	704	9,006	57	
3. Dwayne Bowe	2007-14	532	7,155	44	
4. TYREEK HILL	2016-21	479	6,630	56	
5. Henry Marshall	1976-87	416	6,545	33	

- His 6,630 receiving yards in 6 seasons (2016-21) with the Chiefs ranked 5th-most in team history:

MOST RECEIVING YARDS IN CHIEFS HISTORY					
PLAYER	YEARS	REC	YDS	TDs	
1. Tony Gonzalez	1997-2008	916	10,940	76	
2. Travis Kelce	2013-21	704	9,006	57	
3. Otis Taylor	1965-75	410	7,306	57	
4. Dwayne Bowe	2007-14	532	7,155	44	
5. TYREEK HILL	2016-21	479	6,630	56	

- His 56 receiving TDs in 6 seasons (2016-21) with the Chiefs ranked 4th-most in team history:

MOST RECEIVING TDs IN CHIEFS HISTORY					
PLAYER	YEARS	REC	YDS	TDs	
1. Tony Gonzalez	1997-2008	916	10,940	76	
2. Travis Kelce	2013-21	704	9,006	57	
3. Otis Taylor	1965-75	410	7,306	57	
4. TYREEK HILL	2016-21	479	6,630	56	
5. Chris Burford	1960-67	391	5,505	55	

- Owns 2 of the 3 best single-season receiving TD totals in Chiefs history:

MOST RECEIVING TDs IN CHIEFS HISTORY (SINGLE SEASON)					
PLAYER	YEAR	REC	YDS	TDs	
1. TYREEK HILL	2020	87	1,276	15	
Dwayne Bowe	2010	72	1,162	15	
3. TYREEK HILL	2018	87	1,479	12	
Chris Burford	1962	45	645	12	
5. Travis Kelce	2020	105	1,416	11	
Tony Gonzalez	1999	76	849	11	
Stephone Paige	1986	52	829	11	
Otis Taylor	1967	59	958	11	

- His 111 receptions in 2021 were a Chiefs single-season record:

MOST RECEPTIONS IN CHIEFS HISTORY (SINGLE SEASON)					
PLAYER	YEAR	REC	YDS	TDs	
1. TYREEK HILL	2021	111	1,239	9	
2. Travis Kelce	2020	105	1,416	11	
3. Travis Kelce	2018	103	1,336	10	
4. Tony Gonzalez	2004	102	1,258	7	
5. Tony Gonzalez	2007	99	1,172	5	

- His 269 receiving yards on Nov. 29, 2020 vs. Tampa Bay were the 2nd-most in a single game in Chiefs history and most by any NFL player since Oct. 2, 2016 (Julio Jones).
- His 1,479 receiving yards in 2018 were a Chiefs single-season record:

MOST RECEIVING YARDS IN CHIEFS HISTORY (SINGLE SEASON)					
PLAYER	YEAR	REC	YDS	TDs	
1. TYREEK HILL	2018	87	1,479	12	
2. Travis Kelce	2020	105	1,416	11	
3. Derrick Alexander	2000	78	1,391	10	
4. Carlos Carson	1983	80	1,351	7	
5. Travis Kelce	2018	103	1,336	10	

- Served as a team captain in 2022.

2022 (MIAMI):

- Started 2 games.
- 19 receptions for 284 yards (14.9 avg.) and 2 TDs.
- 1 carry for 6 yards (6.0 avg.).
- Serves as a team captain.

VS. NEW ENGLAND (9/11):

- 8 receptions for 94 yards (11.8 avg.); 1 carry for 6 yards.
- His 94 receiving yards were the most by a Dolphins newcomer in a Week 1 game in franchise history.
- It was the most receiving yards by a Dolphins player in Week 1 since Sept. 9, 2018 (Kenny Stills vs. Ten., 106)

AT BALTIMORE (9/18):

- 11 receptions for 190 yards (17.3 avg.) and 2 TDs.
- Joined WR Jaylen Waddle as the only NFL teammates during the Super Bowl era to total at least 170 receiving yards and 2 receiving TDs in the same game.
- It was his 4th career game with at least 10 receptions, 150 receiving yards and 2 receiving TDs joining Hall of Fame WR Jerry Rice as the only players in NFL history to accomplish that feat.
- His 190 receiving yards were the most by a Dolphins player in a single game since Sept. 30, 2012 (Brian Hartline, 253).

- Caught a 48-yard TD from QB Tua Tagovailoa in the 4th quarter.
- Caught a 60-yard TD from QB Tua Tagovailoa in the 4th quarter.

HONORS:

- No. 15 on the NFL Network Top 100 list.

2021 (KANSAS CITY):

- Played in 17 games with 16 starts.
- 111 receptions for 1,239 yards (11.2 avg.) and 9 TDs.
- 9 carries for 96 yards (10.7 avg.).
- His 111 receptions were a Chiefs single-season

record.

VS. CLEVELAND (9/12): 11 receptions for 197 yards (17.9 avg.) and 1 TD; 1 carry for 4 yards.

- Caught a 75-yard TD pass from QB Patrick Mahomes to cut Cleveland's lead to 29-27.

AT PHILADELPHIA (10/3): 11 receptions for 186 yards (16.9 avg.) and 3 TDs.

- Caught a 6-yard TD pass from QB Patrick Mahomes in the 2nd quarter to give Kansas City a 14-10 lead.
- Caught a 12-yard TD pass from QB Patrick Mahomes in the 4th quarter to give Kansas City a 35-23 lead.
- Caught a 44-yard TD pass from QB Patrick Mahomes to give Kansas City a 42-23 lead in the 4th quarter.

AT L.A. CHARGERS (12/16): 12 receptions for 148 yards (12.3 avg.) and 1 TD.

- Caught a 1-yard TD pass from QB Patrick Mahomes to tie the game at 21-21 in the 4th quarter.

POSTSEASON:

AFC WILD CARD VS. PITTSBURGH (1/16): 5 receptions for 57 yards (11.4 avg.) and 1 TD; 1 punt return for -8 yards.

- Caught a 31-yard TD pass from QB Patrick Mahomes to give Kansas City a 35-7 lead.

AFC DIVISIONAL VS. BUFFALO (1/23): 11 receptions for 150 yards (13.6 avg.) and 1 TD; 1 carry for -2 yards; 1 punt return for 45 yards.

- Caught a 64-yard TD pass from QB Patrick Mahomes to give Kansas City a 33-29 lead in the 4th quarter.

AFC CHAMPIONSHIP VS. CINCINNATI (1/30): 7 receptions for 78 yards (11.1 avg.) and 1 TD.

- Caught a 10-yard TD pass from QB Patrick Mahomes to give Kansas City a 7-0 lead in the 1st quarter.

PRO BOWL:

- Selected to the Pro Bowl for the 6th time in his career and his 3rd as a starter.
- Became the 2nd WR in NFL history to make the Pro Bowl in each of his 1st 6 seasons (AJ Green).

HONORS:

- No. 15 on the NFL Network Top 100 list.

2020 (KANSAS CITY):

- Started 15 games
- Inactive for 1 game.
- 87 receptions for 1,276 yards (14.7 avg.) and 15 TDs.
- 13 carries for 123 yards (9.5 avg.) and 2 TDs.
- 1 punt return for 0 yards.
- His 15 receiving TDs tied a single-season Chiefs record (Dwayne Bowe, 2010).

VS. CAROLINA (11/8): 9 receptions for 113 yards (12.6 avg.) and 2 TDs; 1 carry for 8 yards.

- Caught a 28-yard TD pass from QB Patrick Mahomes in the 4th quarter to give Kansas City a 26-17 lead.
- Caught a 2-yard TD pass from QB Patrick Mahomes to give Kansas City a 33-24 lead in the 4th quarter.

AT LAS VEGAS (11/22): 11 receptions for 102 yards (9.3 avg.) and 1 TD; 2 carries for -2 yards (-1.0

avg.).

- Caught a 3-yard TD pass from QB Patrick Mahomes to tie the game at 7-7 in the 1st quarter.

AT TAMPA BAY (11/29): 13 receptions for 269 yards (20.7 avg.) and 3 TDs.

- His 269 receiving yards were the most receiving yards in an NFL game since WR Julio Jones had 300 on Oct. 2, 2016 vs. Carolina, and the 2nd-most in a single game in Chiefs history (Stephone Paige, 309, 12/22/85).
- His 203 receiving yards in the 1st quarter made him the 3rd NFL player since 1980 with at least 200 receiving yards in a single quarter and 2nd-most in a 1st quarter (Lee Evans, 205, 11/19/06).
- Caught a 75-yard TD pass from QB Patrick Mahomes to give Kansas City a 10-0 lead in the 1st quarter.
- Caught a 44-yard TD pass from QB Patrick Mahomes to extend Kansas City's lead to 17-0 in the 1st quarter.
- Caught a 20-yard TD pass from QB Patrick Mahomes in the 3rd quarter to give Kansas City a 27-10 lead.

POSTSEASON:

AFC DIVISIONAL VS. CLEVELAND (1/17): 8 receptions for 110 yards (13.8 avg.); 3 carries for 9 yards (3.0 avg.).

AFC CHAMPIONSHIP VS. BUFFALO (1/24): 9 receptions for 172 yards (19.1 avg.).

SUPER BOWL LV VS. TAMPA BAY (2/7): 7 receptions for 73 yards (10.4 avg.); 1 carry for 5 yards; 1 punt return for 0 yards.

PRO BOWL:

- Selected to the Pro Bowl for the 5th time in his career and his 2nd as a starter.

HONORS:

- 1st-team All-Pro.
- AFC Offensive Player of the Week (at Tampa Bay, 11/29/20).
- PFWA All-AFC.
- No. 22 on the NFL Network Top 100 list.

2019 (KANSAS CITY):

- Started 12 games.
- Inactive for 4 games.
- 58 receptions for 860 yards (14.8 avg.) and 7 TDs.
- 8 carries for 23 yards (2.9 avg.).
- 1 punt return for 0 yards.

VS. HOUSTON (10/13): 5 receptions for 80 yards (16.0 avg) and 2 TDs.

- Caught a 46-yard TD pass from QB Patrick Mahomes to give Kansas City a 7-0 lead in the 1st quarter.
- Caught a 6-yard pass from QB Patrick Mahomes in the 3rd quarter to give Kansas City a 24-23 lead.

VS. MINNESOTA (11/3): 6 receptions for 140 yards (23.3 avg.) and 1 TD; 1 carry for 5 yards.

- Caught a 40-yard TD pass from QB Patrick Mahomes in the 1st quarter to give Kansas City a 7-0 lead.

AT TENNESSEE (11/10): 11 receptions for 157 yards (14.3 avg.) and 1 TD; 1 carry for 3 yards.

- Caught an 11-yard TD pass from QB Patrick Mahomes to give Kansas City a 20-13 lead in the

3rd quarter.

VS. DENVER (12/15): 5 receptions for 67 yards (13.4 avg.) and 2 TDs; 1 carry for 1 yard.

- Caught a 41-yard TD pass from QB Patrick Mahomes to give Kansas City a 7-0 lead in the 1st quarter.
- Caught a 5-yard TD pass from QB Patrick Mahomes in the 3rd quarter to give Kansas City a 22-3 lead.

POSTSEASON:

AFC DIVISIONAL VS. HOUSTON (1/12): 3 receptions for 41 yards (13.7 avg.); 1 carry for 4 yards; 1 punt return for 0 yards.

AFC CHAMPIONSHIP VS. TENNESSEE (1/19): 5 receptions for 67 yards (13.4 avg.) and 2 TDs; 1 carry for 7 yards; 1 kickoff return for 19 yards.

- Caught an 8-yard TD pass from QB Patrick Mahomes to cut Tennessee's lead to 10-7 in the 1st quarter.
- Caught a 20-yard TD pass from QB Patrick Mahomes to cut Tennessee's lead to 17-14 in the 2nd quarter.

SUPER BOWL LIV VS. SAN FRANCISCO (2/2): 9 receptions for 105 yards (11.7 avg.).

PRO BOWL:

- Selected to the Pro Bowl for the 4th time in his career.

HONORS:

- No. 19 on the NFL Network Top 100 list.

2018 (KANSAS CITY):

- Started all 16 games.
- 87 receptions for 1,479 yards (17.0 avg.) and 12 TDs.
- 22 carries for 151 yards (6.9 avg.) and 1 TD.
- 20 punt returns for 213 yards (10.7 avg.) and 1 TD.
- His 1,479 receiving yards were a Chiefs single-season record.
- His 12 receiving TDs were tied for 2nd-most in a single season in Chiefs history at the time.

AT L.A. CHARGERS (9/9): 7 receptions for 169 yards (24.1 avg.) and 2 TDs; 2 carries for 4 yards (2.0 avg.); 2 punt returns for 95 yards (47.5 avg.) and 1 TD.

- Returned a punt 91 yards for a TD in the 1st quarter to give Kansas City a 7-0 lead.
- Caught a 58-yard TD pass from QB Patrick Mahomes in the 1st quarter to give Kansas City a 14-3 lead.
- Caught a 1-yard TD pass from QB Patrick Mahomes to give Kansas City a 38-20 lead in the 4th quarter.

AT NEW ENGLAND (10/14): 7 receptions for 142 yards (20.3 avg.) and 3 TDs.

- Caught a 14-yard TD pass from QB Patrick Mahomes in the 3rd quarter to cut New England's lead to 27-15.
- Scored on a 1-yard TD pass from QB Patrick Mahomes to give Kansas City a 33-30 advantage.
- Caught a 75-yard TD pass from QB Patrick Mahomes to tie the game at 40-40 in the 4th quarter.

VS. ARIZONA (11/11): 7 receptions for 117 yards (16.7 avg.) and 2 TDs; 1 carry for 20 yards; 2 punt returns for 0 yards (0.0 avg.).

- Caught a 37-yard TD pass from QB Patrick Mahomes on Kansas City's opening possession.
- Caught a 14-yard TD pass from QB Patrick Mahomes to give Kansas City a 20-7 lead in the 2nd quarter.

POSTSEASON:

AFC DIVISIONAL VS. INDIANAPOLIS (1/12): 8 receptions for 72 yards (9.0 avg.); 1 carry for 36 yards and 1 TD; 5 punt returns for 6 yards (1.2 avg.).

- Scored on a 36-yard TD run to give Kansas City a 14-0 lead in the 1st quarter.

AFC CHAMPIONSHIP VS. NEW ENGLAND (1/20): 1 reception for 42 yards; 1 punt return for -11 yards.

PRO BOWL:

- Selected to start in the Pro Bowl for the 1st time in his career and his 3rd overall Pro Bowl selection.

HONORS:

- 1st-team All-Pro.
- No. 40 on the NFL Network Top 100 list.

2017 (KANSAS CITY):

- Played in 15 games with 13 starts.
- Inactive for 1 game.
- 75 receptions for 1,183 yards (15.8 avg.) and 7 TDs.
- 17 carries for 59 yards (3.5 avg.).
- 25 punt returns for 204 yards (8.2 avg.) and 1 TD.

AT NEW ENGLAND (9/7): 7 receptions for 133 yards (19.0 avg.) and 1 TD; 2 carries for 5 yards (2.5 avg.); 2 punt returns for 7 yards (3.5 avg.).

- Caught a 75-yard TD pass from QB Alex Smith in the 3rd quarter to give Kansas City a 21-17 lead.

AT HOUSTON (10/8): 4 receptions for 68 yards (17.0 avg.); 2 punt returns for 75 yards (37.5 avg.) and 1 TD.

- Scored on an 82-yard punt return to give Kansas City a 39-20 lead in the 4th quarter.

AT OAKLAND (10/19): 6 receptions for 125 yards (20.8 avg.) and 1 TD; 2 carries for 7 yards (3.5 avg.); 2 punt returns for 13 yards (6.5 avg.).

- Caught a 64-yard TD pass from QB Alex Smith to give Kansas City a 17-14 lead in the 2nd quarter.

AT N.Y. JETS (12/3): 6 receptions for 185 yards (30.8 avg.) and 2 TDs; 1 punt return for 24 yards.

- Caught a 79-yard TD pass from QB Alex Smith to tie the game at 24-24 in the 3rd quarter.
- Caught a 40-yard TD pass from QB Alex Smith to give Kansas City a 31-30 lead in the 4th quarter.

POSTSEASON:

AFC WILD CARD VS. TENNESSEE (1/6): 7 receptions for 87 yards (12.4 avg.); 1 carry for 14 yards; 1 kickoff return for 17 yards; 2 punt returns for 8 yards (4.0 avg.).

PRO BOWL:

- Selected to the Pro Bowl as a return specialist for the 2nd time in his career.
- No. 36 on the NFL Network Top 100 list.

2016 (KANSAS CITY):

- Played in all 16 games with 1 start.
- 61 receptions for 593 yards (9.7 avg.) and 6 TDs.
- 24 carries for 267 yards (11.1 avg.) and 3 TDs.
- 14 kickoff returns for 384 yards (27.4 avg.) and 1

TD.

- 39 punt returns for 592 yards (15.2 avg.) and 2 TDs.

VS. SAN DIEGO (9/11): 1 reception for 9 yards and 1 TD; 3 punt returns for 35 yards (11.7 avg.).

- Caught a 9-yard TD pass from QB Alex Smith in the 3rd quarter.
- It was his first NFL reception and TD.
- Made his NFL debut.

AT DENVER (11/27): 9 receptions for 52 yards (5.8 avg.) and 1 TD; 1 carry for 3 yards and 1 TD; 1 kickoff return for 86 yards and 1 TD; 2 punt returns for 28 yards (14.0 avg.).

- Returned a kickoff 86 yards for a TD to give Kansas City a 9-0 lead in the 2nd quarter.
- Scored on a 3-yard TD run in the 3rd quarter to give Kansas City a 16-10 lead.
- Caught a 2-yard TD pass from QB Alex Smith to tie the game at 24-24 with 15 seconds left in the 4th quarter.
- He became the first player to record a rushing touchdown, receiving touchdown and a kick return touchdown in a single game since Chicago's Gale Sayers did so against Minnesota on Oct. 17, 1965.

VS. OAKLAND (12/8): 6 receptions for 66 yards (11.0 avg.) and 1 TD; 1 carry for 2 yards; 1 kickoff return for 25 yards; 6 punt returns for 99 yards (16.5 avg.) and 1 TD.

- Caught a 36-yard TD pass from QB Alex Smith in the 2nd quarter to give Kansas City a 7-3 lead.
- Returned a punt for a 78-yard TD to give Kansas City a 21-3 lead in the 2nd quarter.

AT SAN DIEGO (1/1): 5 receptions for 46 yards (9.2 avg.); 3 carries for 15 yards (5.0 avg.); 1 punt return for 95 yards and 1 TD.

- Returned a punt 95 yards for a TD to give Kansas City a 34-17 lead in the 3rd quarter.

POSTSEASON:

AFC DIVISIONAL VS. PITTSBURGH (1/15): 4 receptions for 27 yards (6.8 avg.); 3 carries for 18 yards (6.0 avg.); 4 kickoff returns for 72 yards (18.0 avg.).

PRO BOWL:

- Selected to the Pro Bowl as a return specialist for the 1st time in his career.

HONORS:

- 1st-team All-Pro.
- PFWA All-NFL.
- PFWA All-AFC.
- PFWA All-Rookie.

- AFC Special Teams Player of the Week (at San Diego, 1/1/17).
- AFC Special Teams Player of the Month (December)
- AFC Special Teams Player of the Week (vs. Oakland, 12/8/16).
- AFC Offensive Player of the Week (at Denver, 11/27/16).

BEFORE THE NFL

COLLEGE (WEST ALABAMA):

- 1-year starter (2015).
- Transferred to West Alabama from Oklahoma State following his junior season (2014).
- Transferred to Oklahoma State from Garden City Community College following his sophomore season (2013).

CAREER (AT WEST ALABAMA): Played in 11 games; 27 receptions for 444 yards (16.4 avg.) and 3 TDs; 25 carries for 237 yards (9.5 avg.) and 1 TD; 20 kickoff returns for 487 yards (24.4 avg.) and 2 TDs.; 20 punt returns for 257 yards (12.9 avg.) and 2 TDs.

SENIOR (2015 AT WEST ALABAMA): Played in 11 games; 27 receptions for 444 yards (16.4 avg.) and 3 TDs; 25 carries for 237 yards (9.5 avg.) and 1 TD; 20 kickoff returns for 487 yards (24.4 avg.) and 2 TDs.; 20 punt returns for 257 yards (12.9 avg.) and 2 TDs.

JUNIOR (2014 AT OKLAHOMA STATE): Played in 12 games; 31 receptions for 281 yards (9.1 avg.) and 1 TD; 102 carries for 534 yards (5.2 avg.) and 1 TD; 30 kickoff returns for 740 yards (24.7 avg.) and 2 TDs; 27 punt returns for 256 yards (9.5 avg.) and 1 TD.

- Big-12 Newcomer of the Year.
- 2nd-team All-Big 12 returner.
- Also competed in track and field and was an Indoor All-American in the 200-meter dash.

SOPHOMORE (2013 AT GARDEN CITY): 32 receptions for 532 yards (16.6 avg.) and 6 TDs; 101 carries for 659 yards (6.5 avg.) and 5 TDs.

- Also competed in track and field.

TRUE FRESHMAN (2012 AT GARDEN CITY): 34 receptions for 661 yards (19.4 avg.) and 5 TDs; 59 carries for 295 yards (5.0 avg.) and 2 TDs.

HIGH SCHOOL (COFFEE HS - DOUGLAS, GA.)

- Also competed in track and field and was a state champion sprinter and long jumper.

TYREEK HILL'S NFL REGULAR SEASON STATS

YEAR	TEAM	RECEIVING						RUSHING					
		GP	GS	REC	YDS	AVG	LG	TD	ATT	YDS	AVG	LG	TD
2016	KANSAS CITY	16	1	61	593	9.7	49	6	24	267	11.1	70t	3
2017	KANSAS CITY	15	13	75	1183	15.8	79t	7	17	59	3.5	16	0
2018	KANSAS CITY	16	16	87	1479	17.0	75t	12	22	151	6.9	33	1
2019	KANSAS CITY	12	12	58	860	14.8	57t	7	8	23	2.9	5	0
2020	KANSAS CITY	15	15	87	1276	14.7	75t	15	13	123	9.5	32t	2
2021	KANSAS CITY	17	16	111	1239	11.2	75t	9	9	96	10.7	33	0
2022	MIAMI	2	2	19	284	14.9	60t	2	1	6	6.0	6	0
NFL TOTALS		93	75	498	6914	13.9	79t	58	94	725	7.7	70t	6

TYREEK HILL'S NFL REGULAR SEASON RETURNING STATS

YEAR	TEAM	KICKOFF RETURN					PUNT RETURN					
		KR	YDS	AVG	LG	TD	PR	FC	YDS	AVG	LG	TD
2016	KANSAS CITY	14	384	27.4	86t	1	39	8	592	15.2	95t	2
2017	KANSAS CITY	0	0	0.0	-	0	25	9	204	8.2	82t	1
2018	KANSAS CITY	0	0	0.0	-	0	20	3	213	10.7	91t	1
2019	KANSAS CITY	0	0	0.0	-	0	1	0	0	0.0	0	0
2020	KANSAS CITY	0	0	0.0	-	0	1	1	0	0.0	0	0
2021	KANSAS CITY	0	0	0.0	-	0	0	0	0	0.0	-	0
2022	MIAMI	0	0	0.0	-	0	0	0	0	0.0	-	0
NFL TOTALS		14	384	27.4	86t	1	86	21	1009	11.7	95t	4

TYREEK HILL'S NFL PLAYOFF STATS

YEAR	TEAM	GP	GS	RECEIVING					RUSHING				
				REC	YDS	AVG	LG	TD	ATT	YDS	AVG	LG	TD
2016	KANSAS CITY	1	0	4	27	6.8	9	0	3	18	6.0	8	0
2017	KANSAS CITY	1	1	7	87	12.4	45	0	1	14	14.0	14	0
2018	KANSAS CITY	2	2	9	114	12.7	42	0	1	36	36.0	36t	1
2019	KANSAS CITY	3	3	17	213	12.5	44	2	2	11	5.5	7	0
2020	KANSAS CITY	3	3	24	355	14.8	71	0	4	14	3.5	5	0
2021	KANSAS CITY	3	3	23	285	12.4	64t	3	1	-2	-2.0	-2	0
PLAYOFF TOTALS		13	12	84	1081	12.9	71	5	12	91	7.6	36t	1

TYREEK HILL'S NFL PLAYOFF RETURNING STATS

YEAR	TEAM	KICKOFF RETURN					PUNT RETURN					
		KR	YDS	AVG	LG	TD	PR	FC	YDS	AVG	LG	TD
2016	KANSAS CITY	4	72	18.0	21	0	0	0	0	0.0	-	0
2017	KANSAS CITY	1	17	17.0	17	0	2	0	8	4.0	8	0
2018	KANSAS CITY	0	0	0.0	-	0	6	2	-5	-0.8	4	0
2019	KANSAS CITY	1	19	19.0	19	0	1	1	0	0.0	0	0
2020	KANSAS CITY	0	0	0.0	-	0	1	0	0	0.0	0	0
2021	KANSAS CITY	0	0	0.0	-	0	2	0	37	18.5	45	0
NFL TOTALS		6	108	18.0	21	0	12	3	40	3.3	45	0

ADDITIONAL STATS

Special Teams Tackles: (Kansas City) 6 in 2016.
Miscellaneous Tackles: (Kansas City) 1 in 2016, 1 in 2017, 1 in 2018, 1 in 2019, 1 in 2020, 2 in 2021, (Miami) 1 in 2022 for total of 8 (P-3).
Miscellaneous Fumble Recoveries: (Kansas City) 2 in 2016, 2 in 2017, 2 in 2018, 1 in 2021 for total of 7.

SINGLE-GAME CAREER HIGHS

Receptions: 13 at Tampa Bay, 11/29/20
Receiving Yards: 269 at Tampa Bay, 11/29/20
Longest Reception: 79t at N.Y. Jets, 12/3/17
Receiving TDs: 3 3 times, last: at Philadelphia, 10/3/21
Rushes: 6 vs. Denver, 12/25/16
Rushing Yards: 95 vs. Denver, 12/25/16
Longest Rush: 70t vs. Denver, 12/25/16
Rushing TDs: 1 7 times, last: at Miami, 12/13/20
Kickoff Returns: 4 vs. Pittsburgh, 1/15/17*
Kickoff Return Yards: 86 at Denver, 11/27/16
Longest Kickoff Return: 86t vs. Denver, 12/25/16
Kickoff Return TDs: 1 vs. Denver, 12/25/16
Punt Returns: 6 vs. Oakland, 12/8/16
Punt Return Yards: 99 vs. Oakland, 12/8/16
Longest Punt Return: 95t at San Diego, 1/1/17
Punt Return TDs: 1 4 times, last: at L.A. Chargers, 9/9/18

* AFC Divisional game

100-YARD RECEIVING GAMES (23)

DATE	OPPONENT	REC	YDS	AVG	LG	TD
9/7/17	at New England	7	133	19.0	75t	1
10/19/17	at Oakland	6	125	20.8	64t	1
12/3/17	at N.Y. Jets	6	185	30.8	79t	2
12/24/17	MIAMI	6	109	18.2	52	0
9/9/18	at L.A. Chargers	7	169	24.1	58t	2
10/14/18	at New England	7	142	20.3	75t	3
11/11/18	ARIZONA	7	117	16.7	38	2
11/19/18	at L.A. Rams	10	215	21.5	73t	2
12/9/18	BALTIMORE	8	139	17.4	48	0
12/30/18	OAKLAND	5	101	20.2	67t	1
11/3/19	MINNESOTA	6	140	23.3	41	1
11/10/19	at Tennessee	11	157	14.3	39	1
2/2/20	SAN FRANCISCO*	9	105	11.7	44	0
11/8/20	CAROLINA	9	113	12.6	28t	2
11/22/20	at Las Vegas	11	102	9.3	15	1
11/29/20	at Tampa Bay	13	269	20.7	75t	3
1/17/21	CLEVELAND***	8	110	13.8	26	0
1/24/21	BUFFALO**	9	172	19.1	71	0
9/12/21	CLEVELAND	11	197	17.9	75t	1
10/3/21	at Philadelphia	11	186	16.9	44t	3
12/16/21	at L.A. Chargers	12	148	12.3	40	1
1/23/22	BUFFALO***	11	150	13.6	64t	1
9/18/22	at Baltimore	11	190	17.3	60	2

* Super Bowl LIV
 ** AFC Championship
 *** AFC Divisional game

2016 GAME-BY-GAME STATS (KANSAS CITY)

DATE	OPPONENT	P/S	REC	YDS	AVG	LG	TD
09/11	SAN DIEGO	1/0	1	9	9.0	9t	1
09/18	at Houston	1/0	2	8	4.0	5	0
09/25	N.Y. JETS	1/0	3	26	8.7	13	0
10/02	at Pittsburgh	1/0	5	24	4.8	10t	1
10/16	at Oakland	1/0	2	20	10.0	12	0
10/23	NEW ORLEANS	1/0	1	38	38.0	38t	1
10/30	at Indianapolis	1/0	5	98	19.6	49	1
11/06	JACKSONVILLE	1/0	3	11	3.7	5	0
11/13	at Carolina	1/0	10	89	8.9	27	0
11/20	TAMPA BAY	1/0	4	53	13.3	42	0
11/27	at Denver	1/0	9	52	5.8	11	1
12/04	at Atlanta	1/1	5	53	10.6	25	0
12/08	OAKLAND	1/0	6	66	11.0	36t	1
12/18	TENNESSEE	1/0	0	0	0.0	-	0
12/25	DENVER	1/0	0	0	0.0	-	0
01/01	at San Diego	1/0	5	46	9.2	20	0
2016 TOTALS		16/1	61	593	9.7	9t	6

DATE	OPPONENT	P/S	REC	YDS	AVG	LG	TD
01/15	PITTSBURGH*	1/0	4	27	6.8	9	0

* AFC Divisional game

2017 GAME-BY-GAME STATS (KANSAS CITY)

DATE	OPPONENT	P/S	REC	YDS	AVG	LG	TD
09/07	at New England	1/0	7	133	19.0	75t	1
09/17	PHILADELPHIA	1/1	4	43	10.8	18	0
09/24	at L.A. Chargers	1/1	5	77	15.4	30t	1
10/02	WASHINGTON	1/1	5	35	7.0	12	0
10/08	at Houston	1/1	4	68	17.0	38	0
10/15	PITTSBURGH	1/1	5	34	6.8	10	0
10/19	at Oakland	1/0	6	125	20.8	64t	1
10/30	DENVER	1/1	2	38	19.0	25	0
11/05	at Dallas	1/1	2	64	32.0	56t	1
11/19	at N.Y. Giants	1/1	7	68	9.7	38	0
11/26	BUFFALO	1/1	7	41	5.9	11	0
12/03	at N.Y. Jets	1/1	6	185	30.8	79t	2
12/10	OAKLAND	1/1	4	75	18.8	44	0
12/16	L.A. CHARGERS	1/1	5	88	17.6	64t	1
12/24	MIAMI	1/1	6	109	18.2	52	0
12/31	at Denver					INACTIVE	
2017 TOTALS		15/13	75	1183	15.8	79t	7

DATE	OPPONENT	P/S	REC	YDS	AVG	LG	TD
01/06	TENNESSEE*	1/1	7	87	12.4	45	0

* AFC Wild Card game

2018 GAME-BY-GAME STATS (KANSAS CITY)

DATE	OPPONENT	P/S	REC	YDS	AVG	LG	TD
09/09	at L.A. Chargers	1/1	7	169	24.1	58t	2
09/16	at Pittsburgh	1/1	5	90	18.0	36	1
09/23	SAN FRANCISCO	1/1	2	51	25.5	42	0
10/01	at Denver	1/1	9	54	6.0	15	0
10/07	JACKSONVILLE	1/1	4	61	15.3	36	0
10/14	at New England	1/1	7	142	20.3	75t	3
10/21	CINCINNATI	1/1	7	68	9.7	27	1
10/28	DENVER	1/1	3	70	23.3	40	0
11/04	at Cleveland	1/1	4	69	17.3	40	0
11/11	ARIZONA	1/1	7	117	16.7	38	2
11/19	at L.A. Rams	1/1	10	215	21.5	73t	2
12/02	at Oakland	1/1	1	13	13.0	13	0
12/09	BALTIMORE	1/1	8	139	17.4	48	0
12/13	L.A. CHARGERS	1/1	4	46	11.5	33	0
12/23	at Seattle	1/1	4	74	18.5	32	0
12/30	OAKLAND	1/1	5	101	20.2	67t	1
2018 TOTALS		16/16	87	1479	17.0	75t	12

DATE	OPPONENT	P/S	REC	YDS	AVG	LG	TD
01/12	INDIANAPOLIS*	1/1	8	72	9.0	17	0
01/20	NEW ENGLAND**	1/1	1	42	42.0	42	0

PLAYOFF TOTALS **2/2** **9** **114** **12.7** **42** **0**

* AFC Divisional game

** AFC Championship

2019 GAME-BY-GAME STATS (KANSAS CITY)

DATE	OPPONENT	P/S	REC	YDS	AVG	LG	TD
09/08	at Jacksonville	1/1	2	16	8.0	8	0
09/15	at Oakland					INACTIVE	
09/22	BALTIMORE					INACTIVE	
09/29	at Detroit					INACTIVE	
10/06	INDIANAPOLIS					INACTIVE	
10/13	HOUSTON	1/1	5	80	16.0	46t	2
10/17	at Denver	1/1	3	74	24.7	57t	1
10/27	GREEN BAY	1/1	6	76	12.7	21	0
11/03	MINNESOTA	1/1	6	140	23.3	41	1
11/10	at Tennessee	1/1	11	157	14.3	39	1
11/18	at L.A. Chargers	1/1	0	0	0.0	-	0
12/01	OAKLAND	1/1	5	55	11.0	17	0
12/08	at New England	1/1	6	62	10.3	21	0
12/15	DENVER	1/1	5	67	13.4	41t	2
12/22	at Chicago	1/1	5	72	14.4	19	0
12/29	L.A. CHARGERS	1/1	4	61	15.3	47	0
2019 TOTALS		12/12	58	860	14.8	57t	7

DATE	OPPONENT	P/S	REC	YDS	AVG	LG	TD
01/12	HOUSTON*	1/1	3	41	13.7	20	0
01/19	TENNESSEE**	1/1	5	67	13.4	26	2
02/02	SAN FRANCISCO***	1/1	9	105	11.7	44	0
PLAYOFF TOTALS		3/3	17	213	12.5	44	2

* AFC Divisional game

** AFC Championship

*** Super Bowl LIV

2020 GAME-BY-GAME STATS (KANSAS CITY)

DATE	OPPONENT	P/S	REC	YDS	AVG	LG	TD
09/10	HOUSTON	1/1	5	46	9.2	15	1
09/20	at L.A. Chargers	1/1	5	99	19.8	54t	1
09/28	at Baltimore	1/1	5	77	15.4	33	1
10/05	NEW ENGLAND	1/1	4	64	16.0	22	1
10/11	LAS VEGAS	1/1	3	78	26.0	37	0
10/19	at Buffalo	1/1	3	20	6.7	8	0
10/25	at Denver	1/1	6	55	9.2	15	1
11/01	N.Y. JETS	1/1	4	98	24.5	41t	2
11/08	CAROLINA	1/1	9	113	12.6	28t	2
11/22	at Las Vegas	1/1	11	102	9.3	15	1
11/29	at Tampa Bay	1/1	13	269	20.7	75t	3
12/06	DENVER	1/1	6	58	9.7	30	0
12/13	at Miami	1/1	3	79	26.3	44t	1
12/20	at New Orleans	1/1	6	53	8.8	19	1
12/27	ATLANTA	1/1	4	65	16.3	31	0
01/03	L.A. CHARGERS						
2020 TOTALS			15/15	87	1276	14.7	75t 15

DATE	OPPONENT	P/S	REC	YDS	AVG	LG	TD
01/17	CLEVELAND*	1/1	8	110	13.8	26	0
01/24	BUFFALO**	1/1	9	172	19.1	71	0
02/07	at Tampa Bay***	1/1	7	73	10.4	23	0
PLAYOFF TOTALS			3/3	24	355	14.8	71 0

* AFC Divisional game

** AFC Championship

*** Super Bowl LV

2021 GAME-BY-GAME STATS (KANSAS CITY)

DATE	OPPONENT	P/S	REC	YDS	AVG	LG	TD
09/12	CLEVELAND	1/1	11	197	17.9	75t	1
09/19	at Baltimore	1/1	3	14	4.7	7	0
09/26	L.A. CHARGERS	1/1	5	56	11.2	18	0
10/03	at Philadelphia	1/1	11	186	16.9	44t	3
10/10	BUFFALO	1/1	7	63	9.0	17	0
10/17	at Washington	1/1	9	76	8.4	19	1
10/24	at Tennessee	1/1	6	49	8.2	17	0
11/01	N.Y. GIANTS	1/1	12	94	7.8	15	1
11/07	GREEN BAY	1/1	4	37	9.3	13	0
11/14	at Las Vegas	1/1	7	83	11.9	32	2
11/21	DALLAS	1/1	9	77	8.6	23	0
12/05	DENVER	1/1	2	22	11.0	13	0
12/12	LAS VEGAS	1/1	4	76	19.0	38	0
12/16	at L.A. Chargers	1/1	12	148	12.3	40	1
12/26	PITTSBURGH	1/1	2	19	9.5	10	0
01/02	at Cincinnati	1/1	6	40	6.7	17	0
01/08	at Denver	1/0	1	2	2.0	2	0
2021 TOTALS			17/16	111	1239	11.2	75t 9

DATE	OPPONENT	P/S	REC	YDS	AVG	LG	TD
01/16	PITTSBURGH*	1/1	5	57	11.4	31t	1
01/23	BUFFALO**	1/1	11	150	13.6	64t	1
01/30	CINCINNATI***	1/1	7	78	11.1	33	1
PLAYOFF TOTALS			3/3	23	285	12.4	64t 3


* AFC Wild Card game

** AFC Divisional game

*** AFC Championship

2022 GAME-BY-GAME STATS (MIAMI)

DATE	OPPONENT	P/S	REC	YDS	AVG	LG	TD
09/11	NEW ENGLAND	1/1	8	94	11.8	26	0
09/18	at Baltimore	1/1	11	190	17.3	60t	2
09/25	BUFFALO						
09/29	at Cincinnati						
10/09	at N.Y. Jets						
10/16	MINNESOTA						
10/23	PITTSBURGH						
10/30	at Detroit						
11/06	at Chicago						
11/13	CLEVELAND						
11/27	HOUSTON						
12/04	at San Francisco						
12/11	at L.A. Chargers						
TBD	at Buffalo						
12/25	GREEN BAY						
01/01	at New England						
TBD	N.Y. JETS						
2022 TOTALS			2/2	19	284	14.9	60t 2



8

JEVON HOLLAND

SAFETY // 6-1 // 210 // OREGON '21

ACQUIRED: D2A, '21

HOMETOWN: COQUITLAM, CANADA // BORN: 3/3/00

NFL: SECOND SEASON // DOLPHINS: SECOND SEASON



NFL CAREER

TRANSACTIONS:

- 2nd-round pick (36th overall) by Miami in the 2021 NFL Draft.

CAREER HONORS:

- 2021 PFWA All-Rookie Team
- NFL Way to Play Award (vs. Atlanta, 10/24/21)

CAREER HIGHLIGHTS:

- Played in 18 career games with 15 starts.
- 73 tackles (52 solo), 2.5 sacks, 3 interceptions, 11 passes defended and 1 fumble recovery.
- 12 punt returns for 92 yards (7.7 avg.).
- 2 miscellaneous fumble recoveries.
- 1 solo special teams tackle.
- Served as a team captain in 2022.

2022 (MIAMI):

- Started 2 games.
- 5 solo tackles, 1 interception and 1 pass defended.
- Serves as a team captain.

VS. NEW ENGLAND (9/11):

- 3 solo tackles, 1 interception and 1 pass defended.
- Intercepted QB Mac Jones on the first defensive possession of the season after the pass was deflected by CB Xavien Howard.

2021 (MIAMI):

- Played in 16 games with 13 starts.
- Inactive for 1 game.
- 68 tackles (47 solo), 2.5 sacks, 2 interceptions, 10 passes defended and 1 fumble recovery.
- 12 punt returns for 92 yards (7.7 avg.).
- 1 solo special teams tackle.
- 2 miscellaneous fumble recoveries.

AT NEW ENGLAND (9/12):

- 2 solo tackles.
- Made his NFL debut.

VS. HOUSTON (11/7):

- 2 tackles (1 solo), 1 interception and 1 pass defended; 3 punt returns for 31 yards (10.3 avg.).
- Intercepted QB Tyrod Taylor on 3rd-and-1 in the 1st quarter.
- It was his 1st career interception.

VS. BALTIMORE (11/11):

- 5 tackles (4 solo), 1.0 sack and 2 passes defended; 1 punt return for 4 yards.

- Sacked QB Lamar Jackson on 3rd-and-9 in the 3rd quarter.

VS. CAROLINA (11/28):

- 1 assisted tackle, 1 pass defended and 1 interception; 2 punt returns for 19 yards (9.5 avg.).
- Intercepted QB Cam Newton on 3rd-and-5 in the 2nd quarter.

HONORS:

- PFWA All-Rookie Team
- NFL Way to Play Award (vs. Atlanta, 10/24)

BEFORE THE NFL

COLLEGE (OREGON):

- 2-year letterman (2018-19) and 1-year starter.
- CAREER: Played in 27 games with 16 starts; 110 tackles (72 solo), 9 interceptions and 19 passes defended; 1 interception return for a TD; 17 punt returns for 244 yards (14.4 avg.).
- Became the 1st player since Jairus Byrd (2006-07) to lead the team in interceptions in consecutive seasons (2018-19) at Oregon.
- His 9 interceptions from 2018-19 were tied for 3rd most in the FBS in that span.

JUNIOR (2020):

Did not play.

SOPHOMORE (2019):

- Started all 14 games; 66 tackles (40 solo), 4 interceptions and 8 passes defended; 1 interception return for a TD; 16 punt returns for 244 yards (15.3 avg.).
- 1st-team All-Pac 12.

TRUE FRESHMAN (2018):

- Played in all 13 games with 2 starts; 44 tackles (32 solo), 5 interceptions and 11 passes defended; 1 punt return for 0 yards.

HIGH SCHOOL (BISHOP O'DOWD HS - OAKLAND, CALIF.)

- Also played wide receiver.

SENIOR (2017):

- 34 tackles, 5 interceptions and 9 passes defended; 35 receptions for 1,012 receiving yards (28.9 avg.) and 12 TDs; 23 punt returns for 506 yards (22.0 avg.) and 5 TDs.
- East Bay Player of the Year.
- North Coast Section Co-Defensive Player of the Year.

OFF THE FIELD

COMMUNITY:

2021:

- Along with fellow Dolphins rookies, teamed up with Neighbors4Neighbors to provide South

Florida families with holiday gifts.

- Volunteered at the Miami Dolphins Food Relief Program Thanksgiving meal distribution with Feeding South Florida to provide 1,000 meal boxes to South Florida families.

- **MAJOR:** Ethnic studies.

- His father, John Robert Holland, played in the CFL for the BC Lions (1990, 1996 and 1997), Edmonton (1993-95) and Saskatchewan Roughriders (1996), and also spent time with San Francisco on the practice squad (1993).
- His older brother, Jamirr Holland, spent time in the CFL with the Montreal Alouettes (2019).

PERSONAL:

- **PRONUNCIATION:** First name is pronounced juh-VAWN.

JEVON HOLLAND'S NFL REGULAR SEASON DEFENSIVE STATS															
YEAR	TEAM	GP	GS	TACKLES					INTERCEPTIONS					FUMBLES	
				TOT	SOLO	ASST	SK	YDS	INT	YDS	LG	TD	PD	FF	FR
2021	MIAMI	16	13	68	47	21	2.5	24.0	2	0	0	0	10	0	1
2022	MIAMI	2	2	5	5	0	0.0	0.0	1	31	31	0	1	0	0
NFL TOTALS		18	15	73	52	21	2.5	24.0	3	31	31	0	11	0	3

JEVON HOLLAND'S NFL REGULAR SEASON RETURNING STATS												
YEAR	TEAM	KICKOFF RETURN					PUNT RETURN					
		KR	YDS	AVG	LG	TD	PR	FC	YDS	AVG	LG	TD
2021	MIAMI	0	0	0.0	-	0	12	14	92	7.7	16	0
2022	MIAMI	0	0	0.0	-	0	1	2	8	8.0	8	0
NFL TOTALS		0	0	0.0	-	0	13	16	100	7.7	16	0

ADDITIONAL STATS

Special Teams Tackles: 1 in 2021.
Miscellaneous Fumble Recoveries: 2 in 2021.

SINGLE-GAME CAREER HIGHS

- Tackles:** 7 Twice, last: at Tennessee, 1/2/22
- Sacks:** 1 Twice, last: vs. Baltimore, 11/11/21
- Interceptions:** 1 3 times, last: vs. New England, 9/11/22
- Passes Defensed:** 2 Twice, last: vs. N.Y. Giants, 12/5/21



25

XAVIEN HOWARD

CORNERBACK // 6-1 // 203 // BAYLOR '16
 ACQUIRED: D2, '16
 HOMETOWN: HOUSTON, TEXAS // BORN: 7/4/93
 NFL: SEVENTH SEASON // DOLPHINS: SEVENTH SEASON



2018, 2020, 2021



2022

NFL CAREER

TRANSACTIONS:

- 2nd-round pick (38th overall) by Miami in the 2016 NFL Draft.

CAREER HONORS:

- No. 56 on the NFL Network Top 100 list in 2022.
- 2021 Pro Bowl selection.
- AFC Defensive Player of the Week (vs. Baltimore, 11/11/21).
- No. 17 on the NFL Network Top 100 list in 2021.
- 2020 1st-team All-Pro.
- 2020 1st-team PFWA All-NFL.
- 2020 1st-team PFWA All-AFC.
- 2020 Pro Bowl selection.
- 2020 Dan Marino Team MVP Award.
- No. 55 on the NFL Network Top 100 list in 2019.
- 2018 Pro Bowl selection.
- 2018 Dan Marino Team MVP Award.
- AFC Defensive Player of the Week (vs. Buffalo, 12/2/18).
- AFC Defensive Player of the Week (vs. New England, 12/11/17).

CAREER HIGHLIGHTS:

- Played in 74 career games with 73 starts.
- 247 tackles (191 solo), 2.0 sacks, 27 interceptions, 73 passes defended, 4 forced fumbles and 3 fumble recoveries; 2 interception returns for TDs; 1 fumble return for a TD.
- His 27 interceptions since 2016 lead the league:

MOST INTERCEPTIONS (2016-PRESENT)

PLAYER	TEAM	INT
1. XAVIEN HOWARD	MIA.	27
2. J.C. Jackson	NE/LAC	25
3. Marcus Peters	KC/LAR/Bal.	23
Kevin Byard	Ten.	23
5. Justin Simmons	Den.	21

- His 27 interceptions are 6th-most in Dolphins history:

MOST INTERCEPTIONS IN DOLPHINS HISTORY

PLAYER	YEARS	INT
1. Jake Scott	1970-75	35
2. Dick Anderson	1968-77	34
3. Sam Madison	1997-2005	31
4. Glenn Blackwood	1979-87	29
Patrick Surtain	1998-2004	29
6. XAVIEN HOWARD	2016-22	27

- His 73 career passes defended are 5th-most in Dolphins history (since records were tracked in 1991):

MOST PASSES DEFENSED IN TEAM HISTORY (SINCE 1991)

PLAYER	YEARS	PD
1. Sam Madison	1997-2005	104
2. Patrick Surtain	1998-2004	86
3. Jason Taylor	1997-07, '09, '11	84
4. Terrell Buckley	1995-99, 2003	77
5. XAVIEN HOWARD	2016-22	73

- His 10 interceptions in 2020 led the NFL and were the most in a season since 2007 when San Diego CB Antonio Cromartie had 10:

NFL INTERCEPTION LEADERS (2020)

PLAYER	TEAM	INT	YDS	TD
1. XAVIEN HOWARD	MIAMI	10	77	0
2. J.C. Jackson	New England	9	80	0
3. Tyrann Mathieu	Kansas City	6	70	1
4. Justin Simmons	Denver	5	90	0
Quandre Diggs	Seattle	5	57	0
Harrison Smith	Minnesota	5	33	0

- Intercepted passes in 5 consecutive games (11/15/20-12/13/20), which is tied for the longest streak in Dolphins history.
- Tied for the NFL lead with 7 interceptions in 2018:

NFL INTERCEPTION LEADERS (2018)

PLAYER	TEAM	INT	YDS	TD
1. XAVIEN HOWARD	MIAMI	7	54	0
Kyle Fuller	Chicago	7	52	0
Damontae Kazee	Atlanta	7	52	0
4. Eddie Jackson	Chicago	6	81	2

- His 7 interceptions in 2018 were tied for 9th in single-season team history.
- His 3 multi-interception games in 2018 is a Dolphins single-season record.
- Became the 4th player and 2nd CB in team history to have multiple years with 7-plus interceptions.
- Became 1st player in Dolphins history to have multiple interceptions in consecutive games when he had two interceptions in games vs. Denver on 12/3/17 and vs. New England on 12/11/17. He did it again at Indianapolis on 11/25/18 and vs. Buffalo on 12/2/18.
- Was 1 of just 4 NFL players to post at least 5 passes defended in a game in the 2017 season when he had 5 passes defended vs. Denver on 12/3/17.

- On 12/11/17 vs. New England, he became 1st player to intercept Patriots QB Tom Brady twice in the same game since Indianapolis' Mike Adams on Nov. 16, 2014.
- Served as a team captain in 2022.

2022 (MIAMI):

- Started 2 games.
- 6 tackles (4 solo) and 2 passes defended.
- Serves as a team captain.

VS. NEW ENGLAND (9/11): 2 solo tackles and 1 pass defended.

- Deflected a pass from QB Mac Jones in the end zone that was intercepted by S Jevon Holland on New England's first possession.

AT BALTIMORE (9/18): 4 tackles (2 solo) and 1 pass defended.

HONORS:

- No. 56 on the NFL Network Top 100 list.

2021 (MIAMI):

- Started 16 games.
- Inactive for 1 game.
- 50 tackles (39 solo), 1.0 sack, 5 interceptions, 16 passes defended, 2 forced fumbles and 2 fumble recoveries; 1 interception return for a TD; 1 fumble return for a TD.

AT NEW ENGLAND (9/12): 5 tackles (4 solo), 1 forced fumble and 1 fumble recovery.

- Forced a RB Damien Harris fumble inside the 10-yard line and recovered it in the 4th quarter with 3:35 remaining to preserve the win.

VS. BALTIMORE (11/11): 5 solo tackles, 1 forced fumble and 1 fumble recovery; 1 fumble return for a TD.

- Forced a WR Sammy Watkins fumble on 3rd-and-10 in the 4th quarter and returned it 49 yards for a TD.

VS. CAROLINA (11/28): 1 solo tackle, 1 interception and 1 pass defended.

- Intercepted a QB Cam Newton pass intended for WR DJ Moore on 2nd-and-15 in the 2nd quarter.

VS. NEW ENGLAND (1/9): 3 solo tackles, 1 interception and 1 pass defended; 1 interception return for a TD.

- Intercepted a QB Mac Jones pass intended for WR Jakobi Meyers on 3rd-and-1 in the 1st quarter and returned it 37 yards for a TD to extend Miami's lead to 14-0.

PRO BOWL:

- Selected to start the Pro Bowl for the 3rd time in his career.
- Became the 2nd Dolphins cornerback to start 3+ Pro Bowls, joining Sam Madison (1999-2001).

HONORS:

- AFC Defensive Player of the Week (vs. Baltimore, 11/11).
- No. 17 on the NFL Network Top 100 list.

2020 (MIAMI):

- Started all 16 games.
- 51 tackles (40 solo), 10 interceptions, 20 passes defended and 1 forced fumble.
- His 10 interceptions in 2020 tied the single-season franchise record set by CB Dick Westmoreland in

1967 and were the most by an NFL player since 2007 (Antonio Cromartie).

AT SAN FRANCISCO (10/11): 2 tackles (1 solo), 1 interception and 2 passes defended.

- Intercepted a QB Jimmy Garoppolo pass intended for WR Deebo Samuel and returned it 29 yards in the 2nd quarter.

VS. L.A. CHARGERS (11/15): 3 tackles (1 solo), 1 interception and 2 passes defended.

- Intercepted a QB Justin Herbert pass intended for WR Mike Williams in the 4th quarter.

AT N.Y. JETS (11/29): 3 tackles (2 solo), 1 interception and 3 passes defended.

- Intercepted a QB Sam Darnold pass intended for WR Breshad Perriman in the 4th quarter.

PRO BOWL:

- Selected to start the Pro Bowl for the 2nd time in his career.
- Became the 4th Dolphins cornerback to earn multiple Pro Bowl selections, joining Sam Madison (1999-2002), Patrick Surtain (2002-04) and Brent Grimes (2013-15).

HONORS:

- 1st-team All-Pro.
- 1st-team PFWA All-NFL.
- 1st-team PFWA All-AFC.
- Recipient of the Dan Marino Team MVP Award.

2019 (MIAMI):

- Started 5 games.
- Inactive for 2 games.
- Missed the rest of the season after being placed on injured reserve on Oct. 30.
- 17 tackles (12 solo), 1 interception and 4 passes defended.

VS. NEW ENGLAND (9/15): 4 tackles (3 solo) and 1 pass defended.

VS. L.A. CHARGERS (9/29): 5 tackles (4 solo).

AT PITTSBURGH (10/29): 1 solo tackle, 1 interception and 3 passes defended.

- Intercepted QB Mason Rudolph on Pittsburgh's first possession.

HONORS:

- No. 55 on the NFL Network Top 100 list.

2018 (MIAMI):

- Started 12 games.
- Inactive for 4 games.
- 35 tackles (25 solo), 7 interceptions, 12 passes defended and 1 fumble recovery.
- Tied for the NFL lead with 7 interceptions.
- His 7 interceptions were tied for 9th in single-season team history.
- Set a Dolphins single-season record with 3 multi-interception games.

VS. OAKLAND (9/23): 1 solo tackle, 2 interceptions and 3 passes defended.

- Intercepted a QB Derek Carr pass intended for WR Amari Cooper in the 1st quarter.
- Picked off QB Derek Carr in the end zone with 2:59 remaining in the game.

AT INDIANAPOLIS (11/25): 5 solo tackles, 2 interceptions and 3 passes defended.

- Intercepted QB Andrew Luck at Miami's 40-yard line with 1:00 remaining in the 2nd quarter.

- Picked off Luck again on the next play at Miami's 13-yard line with 46 seconds remaining in the 1st half.
- Became 1st NFL player with interceptions on back-to-back plays since Broncos S Darian Stewart on Nov. 16, 2016 and 1st Dolphins player to do it since S Mike Kozlowski on Dec. 19, 1981.

VS. BUFFALO (12/2): 4 tackles (3 solo), 2 interceptions and 2 passes defended.

- Intercepted QB Josh Allen in the end zone as time expired in the 2nd quarter.
- Picked off QB Josh Allen again on 3rd-and-10 at Miami's 41-yard line in the 3rd quarter.

PRO BOWL:

- Selected to start the Pro Bowl for the 1st time in his career.
- Extended the team's streak to 21 consecutive seasons with a defensive player selected.
- Became the 4th Dolphins cornerback to earn a Pro Bowl selection, joining Sam Madison (1999-2002), Patrick Surtain (2002-04) and Brent Grimes (2013-15).

HONORS:

- 2nd-team All-Pro.
- PFWA All-AFC cornerback.
- Recipient of the Dan Marino Team MVP Award.
- AFC Defensive Player of the Week (vs. Buffalo, 12/2).

2017 (MIAMI):

- Started all 16 games.
- 48 tackles (42 solo), 1.0 sack, 4 interceptions and 13 passes defended; 1 interception return for a TD.
- His 4 interceptions were tied for 8th in the AFC and 12th in the NFL.

VS. DENVER (12/3): 1 tackle, 2 interceptions and 5 passes defended.

- Intercepted QB Trevor Siemian and returned it 30 yards for a TD in the 2nd quarter.
- Picked off Siemian again in the 4th quarter.
- It was the first 2 regular-season interceptions of his career.
- Was 1 of just 4 NFL players to post at least 5 passes defended in a game in the 2017 season.

VS. NEW ENGLAND (12/11): 2 interceptions.

- Intercepted QB Tom Brady on 3rd-and-10 in the 1st quarter.
- Picked off Brady again on 3rd-and-16 in the 3rd quarter and returned the ball 29 yards.
- Became 1st player in Dolphins history to have multiple interceptions in consecutive games.
- Became 1st player to intercept Brady twice in the same game since Indianapolis' Mike Adams on Nov. 16, 2014.

AT BUFFALO (12/17): 4 solo tackles and 1 sack.

- Sacked QB Tyrod Taylor for a loss of 11 yards in the 3rd quarter, the first sack of his career.

HONORS:

- AFC Defensive Player of the Week (vs. New England, 12/11).

2016 (MIAMI):

- Played in 7 games with 6 starts.
- Inactive for 9 games.

- 40 tackles (29 solo), 6 passes defended and 1 forced fumble.

AT SEATTLE (9/11): 11 tackles (6 solo).

- Started in his NFL debut.
- Became 1st Dolphins rookie to start Week 1 at cornerback since Sean Smith (2009).
- His 11 tackles were a season high.

VS. CLEVELAND (9/25): 6 solo tackles, 1 pass defended and 1 forced fumble.

- Forced a fumble from WR Ricardo Lewis in the 3rd quarter.

AT N.Y. JETS (12/17): 3 solo tackles and 3 passes defended.

POSTSEASON:

AFC WILD CARD AT PITTSBURGH (1/8): 5 tackles (3 solo), 1 interception and 2 passes defended.

- Broke up a pass intended for WR Antonio Brown on 3rd-and-10 in the 4th quarter.
- Intercepted QB Ben Roethlisberger on 3rd-and-8 and returned it 11 yards in the 4th quarter.
- Became the 2nd rookie in team history to record an interception in a playoff game (Troy Vincent, 1992).

BEFORE THE NFL

COLLEGE (BAYLOR):

- 3-year letterman (2013-15) and 2-year starter.

CAREER: Played in 39 games with 26 starts; 98 tackles (84 solo), 1.5 sacks, 10 interceptions, 33 passes defended, 1 forced fumble and 1 fumble recovery.

- Part of the most successful 4-year span in school history, winning two conference titles (2013-14), two bowl games and compiling 40 wins.

JUNIOR (2015): Started all 13 games; 42 tackles (37 solo), 5 interceptions, 15 passes defended and 1 fumble recovery.

- His 5 interceptions led the team
- Consensus 1st-team All-Big 12.

SOPHOMORE (2014): Started all 13 games; 51 tackles (42 solo), 1.5 sacks, 4 interceptions and 13 passes defended.

- His 17 passes defended were 2nd in the Big 12 and 11th nationally.
- His 4 interceptions were tied for 3rd in the Big 12.
- Honorable mention All-Big 12.

REDSHIRT FRESHMAN (2013): Played all 13 games; 5 solo tackles, 1 interception, 1 pass defended and 1 forced fumble.

- Redshirted in 2012.

HIGH SCHOOL (WHEATLEY HS – HOUSTON, TEXAS)

- Played defensive back and quarterback.
- Also participated in basketball and ran track.

SENIOR (2011): 32 solo tackles, 9 interceptions and 33 pass breakups.

- Returned 2 interceptions for TDs.
- 1st-team all-state

OFF THE FIELD

COMMUNITY:

2021:

- Sponsored his 2nd annual holiday bike giveaway for youth in the Miami Gardens community.

- Hosted a Thanksgiving meal distribution at the Boys & Girls Club of Broward for 35 South Florida families.

2020:

- Hosted a holiday bike giveaway for 100 Miami Gardens youth.
- Purchased food from Sunday's Eatery in Miami Gardens and distributed meals and masks to community members during the COVID-19 pandemic.

2019:

- In 2019, visited Baptist Hospital to surprise kids with holiday gifts and provided Thanksgiving meals to 20 local families in collaboration with Generational Cure, a local nonprofit dedicated to issues facing today's youth.

2018:

- Hosted a youth football camp in his hometown of Houston in 2018.

2017:

- Cheered on participants at the 7th annual Dolphins Cancer Challenge in February.
- Helped surprise 100 underprivileged children with their own beds from Ashley HomeStore.
- Annually participates in the AARP Foundation Million Meal Pack to pack more than 1 million meals in a single day for the South Florida senior community.
- Helped spearhead a clothing and food drive for Hurricane Harvey victims in his hometown of Houston.

PERSONAL:

- **PRONUNCIATION:** First name is pronounced EX-ay-vee-n.
- **MAJOR:** Health, kinesiology and leisure studies.

XAVIEN HOWARD'S NFL REGULAR SEASON STATS															
YEAR	TEAM	GP	GS	TACKLES					INTERCEPTIONS					FUMBLES	
				TOT	SOLO	ASST	SK	YDS	INT	YDS	LG	TD	PD	FF	FR
2016	MIAMI	7	6	40	29	11	0.0	0.0	0	0	0	0	6	1	0
2017	MIAMI	16	16	48	42	6	1.0	11.0	4	71	30t	1	13	0	0
2018	MIAMI	12	12	35	25	10	0.0	0.0	7	52	39	0	12	0	1
2019	MIAMI	5	5	17	12	5	0.0	0.0	1	0	0	0	4	0	0
2020	MIAMI	16	16	51	40	11	0.0	0.0	10	77	29	0	20	1	0
2021	MIAMI	16	16	50	39	11	1.0	0.0	5	54	37t	1	16	2	2
2022	MIAMI	2	2	6	4	2	0.0	0.0	0	0	0	0	2	0	0
NFL TOTALS		74	73	247	191	56	2.0	11.0	27	254	39	2	73	4	3

XAVIEN HOWARD'S NFL PLAYOFF STATS															
YEAR	TEAM	GP	GS	TACKLES					INTERCEPTIONS					FUMBLES	
				TOT	SOLO	ASST	SK	YDS	INT	YDS	LG	TD	PD	FF	FR
2016	MIAMI	1	1	5	3	2	0.0	0.0	1	11	11	0	2	0	0
PLAYOFF TOTALS		1	1	5	3	2	0.0	0.0	1	11	11	0	2	0	0

ADDITIONAL STATS

Defensive Touchdowns: 30-yard interception return vs. Denver (12/3/17), 49-yard fumble return vs. Baltimore (11/11/21), 37-yard interception return vs. New England (1/9/22).

SINGLE-GAME CAREER HIGHS

- Tackles:** 11 at Seattle, 9/11/16
- Sacks:** 1 Twice, last: at New Orleans, 12/27/21
- Interceptions:** 2 5 times, last: vs. Buffalo, 12/2/18
- Passes Defensed:** 5 vs. Denver, 12/3/17
- Fumble Recoveries:** 1 3 times, last: vs. Baltimore, 11/11/21
- Forced Fumbles:** 1 4 times, last: vs. Baltimore, 11/11/21



68

ROBERT HUNT

OFFENSIVE LINEMAN // 6-6 // 335 // LOUISIANA-LAFAYETTE '20
ACQUIRED: D2A, '20
HOMETOWN: BURKEVILLE, TEXAS // BORN: 8/25/96
NFL: THIRD SEASON // DOLPHINS: THIRD SEASON

NFL CAREER

TRANSACTIONS:

- 2nd-round pick (39th overall) by Miami in the 2020 NFL Draft.

CAREER HIGHLIGHTS:

- Played in 35 career games with 30 starts – 19 at right guard and 11 at right tackle.

2022 (MIAMI):

- Started 2 games at right guard.

AT BALTIMORE (9/18):

- Helped the Dolphins overcome a 21-point fourth-quarter deficit and post 547 total yards in the win.

2021 (MIAMI):

- Started all 17 games at right guard.
- 1 miscellaneous fumble recovery.

AT NEW ENGLAND (9/12):

AT JACKSONVILLE IN LONDON (10/17):

- Started at right guard.
- Protected QB Tua Tagovailoa as the team did not allow a sack.

AT N.Y. JETS (11/21):

- Started at right guard.
- Protected QB Tua Tagovailoa as the team did not allow a sack.

2020 (MIAMI):

- Played in all 16 games with 11 starts at right tackle.

AT NEW ENGLAND (9/13):

- Played but did not record any stats.
- Made his NFL debut.

AT SAN FRANCISCO (10/11):

- Started at right tackle.
- Protected QB Ryan Fitzpatrick who posted the 3rd-best QB rating (154.5) in team history (min. 20 att.).
- Made his 1st NFL start.

VS. NEW ENGLAND (12/20):

- Started at right tackle.
- Helped the team rush for 250 yards, which was Miami's most since Dec. 24, 2016 at Buffalo and the most allowed by New England since Nov. 24, 2013.

BEFORE THE NFL

COLLEGE (LOUISIANA-LAFAYETTE):

- 4-year starter (2016-19).

CAREER:

Started 45 games.

SENIOR (2019):

- Started 7 games.
- Helped the offense rank 1st in the Sun Belt and 5th in the nation allowing just 1.07 sacks per game, and 3rd in the nation with 6.28 yards per carry.
- 1st-team All-Sun Belt.

JUNIOR (2018):

- Started all 14 games.
- 2nd-team All Sun Belt.

SOPHOMORE (2017):

- Started 11 games – 9 at left guard and 2 at left tackle.

REDSHIRT FRESHMAN (2016):

- Started all 13 games at left guard.
- Redshirted in 2015.

HIGH SCHOOL (BURKEVILLE HS – BURKEVILLE, TEXAS)

- Also played basketball and earned 1st-team all-district honors.

SENIOR (2014):

- 1st-team all-district.

JUNIOR (2013):

- 1st-team all-district.
- Also averaged 18.9 points per game and 11.0 rebounds
- Named 1st-team all-district in basketball.

OFF THE FIELD

COMMUNITY:

2021:

- Visited his alma mater Burkeville Elementary School in Texas to surprise families with holiday gifts.

PERSONAL:

- MAJOR: General studies.

ROBERT HUNT'S NFL REGULAR SEASON STATS

GAMES/STARTS: 2020: 16/11, 2021: 17/17, 2022: 2/2

NFL TOTALS: 35/30



9

NOAH IGBINOGHENE

CORNERBACK // 5-11 // 197 // AUBURN '20
ACQUIRED: D1C, '20
HOMETOWN: TRUSSVILLE, ALA. // BORN: 11/27/99
NFL: THIRD SEASON // DOLPHINS: THIRD SEASON

NFL CAREER

TRANSACTIONS:

- 1st-round pick (30th overall) by Miami in the 2020 NFL Draft.

CAREER HIGHLIGHTS:

- Played in 24 career games with 3 starts.
- 14 tackles (13 solo), 2 passes defended and 2 fumble recoveries.
- 4 kickoff returns for 68 yards (17.0 avg.).
- 5 special teams tackles (4 solo).

2022 (MIAMI):

- Played in 1 game.
- Inactive for 1 game.

2021 (MIAMI):

- Played in 7 games with 1 start.
- Missed 2 games on the Reserve/COVID-19 list.
- Inactive for 6 games.
- Dressed but did not play in 2 games.
- 4 solo tackles.
- 2 solo special teams tackles.

AT LAS VEGAS (9/26): 1 solo special teams tackle.

AT JACKSONVILLE IN LONDON (10/17): 4 solo tackles.

VS. BALTIMORE (11/11): 1 solo special teams tackle.

2020 (MIAMI):

- Played in all 16 games with 2 starts.
- 10 tackles (9 solo), 2 passes defended and 1 fumble recovery.
- 4 kickoff returns for 68 yards (17.0 avg.).
- 3 special teams tackles (2 solo).

AT NEW ENGLAND (9/13): 2 solo tackles.

- Made his NFL debut.
- Became the youngest player to appear in a game in Dolphins history at 20 years, 291 days old.

VS. BUFFALO (9/20): 4 solo tackles.

- Recovered a TE Dawson Knox fumble forced by LB Kyle Van Noy in the 1st quarter.

AT ARIZONA (11/8): 2 kickoff returns for 36 yards (18.0 avg.); 1 solo special teams tackle.

BEFORE THE NFL

COLLEGE (AUBURN):

- 3-year letterman (2017-19) and 2-year starter.
- Also lettered in track.
- Switched from wide receiver to cornerback before the 2018 season.

CAREER: Played in 40 games with 22 starts; 92 tackles (67 solo), 1 interception, 19 passes defended and 1 forced fumble; 6 receptions for 24 yards (4.0 avg.); 1 carry for 11 yards; 44 kickoff returns for 1,199 yards (27.3 avg.) and 2 TDs.

JUNIOR (2019): Started all 13 games at cornerback; 42 tackles (28 solo) and 7 passes defended; 9 kickoff returns for 317 yards (35.2 avg.) and 1 TD.

SOPHOMORE (2018): Played in 13 games with 9 starts at cornerback; 50 tackles (39 solo), 1 interception, 12 passes defended and 1 forced fumble; 11 kickoff returns for 311 yards (28.3 avg.) and 1 TD.

TRUE FRESHMAN (2017): Played in all 14 games; 6 receptions for 24 yards (4.0 avg.); 1 carry for 11 yards; 24 kickoff returns for 571 yards (23.8 avg.).

- Competed in track and field; finished 7th in the triple jump (15.24 m) and 18th in the long jump (6.72 m) at the SEC indoor championships.
- Finished 15th in the long jump (7.51 m) at the SEC outdoor championships.

HIGH SCHOOL (HEWITT-TRUSSVILLE HS - TRUSSVILLE, ALA.)

- Played wide receiver.
- Also ran track.

SENIOR (2016): Caught 18 TDs.

- 1st-team all-state.

OFF THE FIELD

PERSONAL:

- His parents, Festus and Faith Igbinoghene, were both Olympic track athletes for Nigeria.
- **PRONUNCIATION:** Last name is pronounced IGG-bin-AWG-guh-nee.
- **MAJOR:** Business management.

NOAH IGBINOGENE'S NFL REGULAR SEASON STATS

YEAR	TEAM	GP	GS	TACKLES					INTERCEPTIONS					FUMBLES	
				TOT	SOLO	ASST	SK	YDS	INT	YDS	LG	TD	PD	FF	FR
2020	MIAMI	16	2	10	9	1	0.0	0.0	0	0	0	0	2	0	1
2021	MIAMI	7	1	4	4	0	0.0	0.0	0	0	0	0	0	0	0
2022	MIAMI	1	0	0	0	0	0.0	0.0	0	0	0	0	0	0	0
NFL TOTALS		24	3	14	13	1	0.0	0.0	0	0	0	0	2	0	1

NOAH IGBINOGENE'S NFL REGULAR SEASON RETURNING STATS

YEAR	TEAM	KICKOFF RETURN					PUNT RETURN					
		KR	YDS	AVG	LG	TD	PR	FC	YDS	AVG	LG	TD
2020	MIAMI	4	68	17.0	22	0	0	0	0	0.0	-	0
2021	MIAMI	0	0	0.0	-	0	0	0	0	0.0	-	0
2022	MIAMI	0	0	0.0	-	0	0	0	0	0.0	-	0
NFL TOTALS		4	68	17.0	22	0	0	0	0	0.0	0	0

ADDITIONAL STATS

Special Teams Tackles: 3 in 2020, 2 in 2021 for total of 5.

SINGLE-GAME CAREER HIGHS

Tackles: 4 Twice, last: at Jacksonville in London, 10/17/21

Passes Defensed: 1 Twice, last: at Buffalo, 1/3/21

Fumble Recoveries: 1 vs. Buffalo, 9/20/20



NFL CAREER

TRANSACTIONS:

- Signed by Miami on March 17, 2022.
- Signed by Oakland as an undrafted college free agent on May 3, 2019.

CAREER HONORS:

- 2020 Walter Payton Man of the Year Nominee.

CAREER HIGHLIGHTS:

- Played in 43 career games with 13 starts.
- 17 carries for 25 yards (1.5 avg.).
- 31 receptions for 262 yards (8.5 avg.) and 3 TDs.
- 7 special teams tackles (4 solo).
- Served as a team captain in 2021.

2022 (MIAMI):

- Started 2 games.
- 2 carries for 3 yards (1.5 avg.).
- 3 receptions for 23 yards (7.7 avg.).

VS. NEW ENGLAND (9/11): 1 carry for 2 yards; 1 reception for 8 yards.

- Made his Dolphins debut.

AT BALTIMORE (9/18): 1 carry for 1 yard; 2 receptions for 15 yards (7.5 avg.).

2021 (LAS VEGAS):

- Played in 9 games with 3 starts.
- Missed the rest of the season after being placed on injured reserve on Nov. 20.
- 2 carries for 1 yard (0.5 avg.).
- 10 receptions for 85 yards (8.5 avg.) and 1 TD.
- 4 special teams tackles (2 solo).
- Served as a team captain.

VS. MIAMI (9/26): 1 carry for 0 yards; 1 reception for 1 yard and a TD.

- Caught a 1-yard TD pass from QB Derek Carr in the 2nd quarter.

VS. PHILADELPHIA (10/24): 1 carry for 1 yard; 1 reception for 29 yards; 1 solo special teams tackle.

AT N.Y. GIANTS (11/7): 3 receptions for 28 yards (9.3 avg.); 1 special teams tackle.

2020 (LAS VEGAS):

- Played in all 16 games with 4 starts.
- 3 carries for 4 yards (1.3 avg.).

- 12 receptions for 110 yards (9.2 avg.) and 1 TD.
- 1 solo special teams tackle.

VS. NEW ORLEANS (9/21): 2 receptions for 5 yards (2.5 avg.) and 1 TD.

- Caught a 3-yard TD pass from QB Derek Carr in the 2nd quarter.

VS. BUFFALO (10/4): 1 carry for -1 yard; 2 receptions for 29 yards (14.5 avg.).

AT KANSAS CITY (10/11): 2 receptions for 25 yards (12.5 avg.).

HONORS:

- Walter Payton Man of the Year Nominee.

2019 (OAKLAND):

- Played in all 16 games with 4 starts.
- 10 carries for 17 yards (1.7 avg.).
- 6 receptions for 44 yards (7.3 avg.) and 1 TD.
- 2 special teams tackles (1 solo).

VS. L.A. CHARGERS (11/7): 1 carry for 3 yards; 1 reception for 9 yards and a TD; 1 solo special teams tackle.

- Scored on a 9-yard pass from QB Derek Carr to give Oakland a 17-14 lead in the 2nd quarter.

AT KANSAS CITY (12/1): 1 carry for 4 yards; 2 receptions for 13 yards (6.5 avg.).

VS. JACKSONVILLE (12/15): 3 receptions for 22 yards (7.3 avg.).

BEFORE THE NFL

COLLEGE (WISCONSIN):

- 4-year letterman (2015-18) and 1-year starter.
- Moved from linebacker to fullback early during his freshman season in 2015.

CAREER: Played in 51 games with 11 starts; 103 carries for 343 yards (3.3 avg.) and 17 TDs; 14 receptions for 185 yards (13.2 avg.) and 4 TDs; 4 kickoff returns for 63 yards (15.8 avg.).

SENIOR (2018): Played in all 13 games with 11 starts; 26 carries for 143 yards (5.5 avg.) and 6 TDs; 5 receptions for 93 yards (18.6 avg.) and 1 TD.

- Served as team a captain.

JUNIOR (2017): Played in all 14 games; 10 carries for 25 yards (2.5 avg.) and 3 TDs; 3 receptions for 37 yards (12.3 avg.) and 1 TD.

SOPHOMORE (2016): Played in all 14 games; 18 carries for 44 yards (2.4 avg.) and 2 TDs; 6 receptions for 55 yards (9.2 avg.) and 2 TDs; 2 kickoff returns for 31 yards (15.5 avg.).

TRUE FRESHMAN (2015): Played in 10 games; 49 carries for 131 yards (2.7 avg.) and 6 TDs; 2 kickoff returns for 32 yards (16.0 avg.).

HIGH SCHOOL (BAY PORT HS – GREEN BAY, WIS.)

- Played quarterback and running back.
- Also lettered in wrestling and baseball.

SENIOR (2014): 2,324 rushing yards and 29 TDs; 1,411 passing yards and 15 TDs.

- Wisconsin Gatorade Player of the Year.

- 1st-team all-state.

SOPHOMORE (2012): 1,024 rushing yards and 22 TDs.

- 1st-team all-conference.

OFF THE FIELD

PERSONAL:

- **PRONUNCIATION:** Last name is pronounced INN-gold.
- **MAJOR:** Personal finance – financial planning.

ALEC INGOLD'S NFL REGULAR SEASON STATS

YEAR	TEAM	RUSHING						RECEIVING					
		GP	GS	ATT	YDS	AVG	LG	TD	REC	YDS	AVG	LG	TD
2019	OAKLAND	16	4	10	17	1.7	4	0	6	44	7.3	14	1
2020	LAS VEGAS	16	4	3	4	1.3	3	0	12	110	9.2	23	1
2021	LAS VEGAS	9	3	2	1	0.5	1	0	10	85	8.5	29	1
2022	MIAMI	2	2	2	3	1.5	2	0	3	23	7.7	13	0
NFL TOTALS		43	13	17	25	1.5	4	0	31	262	8.5	29	3

ADDITIONAL STATS

Special Teams Tackles: (Oakland/Las Vegas) 2 in 2019, 1 in 2020, 4 in 2021.

Kickoff Returns: (Miami) 1 for 12 yards in 2022.

Miscellaneous Fumble Recoveries: (Oakland/Las Vegas) in 2019, 1 in 2020, 1 in 2021 for total of 3.

2019 GAME-BY-GAME STATS (OAKLAND)

DATE	OPPONENT	P/S	ATT	YDS	AVG	LG	TD
09/09	DENVER	1/1	0	0	0.0	-	0
09/15	KANSAS CITY	1/0	0	0	0.0	-	0
09/22	at Minnesota	1/0	0	0	0.0	-	0
09/29	at Indianapolis	1/1	1	1	1.0	1	0
10/06	CHICAGO	1/0	1	3	3.0	3	0
10/20	at Green Bay	1/0	0	0	0.0	-	0
10/27	at Houston	1/0	1	2	2.0	2	0
11/03	DETROIT	1/0	1	2	2.0	2	0
11/07	L.A. CHARGERS	1/1	1	3	3.0	3	0
11/17	CINCINNATI	1/1	1	3	3.0	3	0
11/24	at N.Y. Jets	1/0	1	0	0.0	0	0
12/01	at Kansas City	1/0	1	4	4.0	4	0
12/08	TENNESSEE	1/0	1	-1	-1.0	-1	0
12/15	JACKSONVILLE	1/0	0	0	0.0	-	0
12/22	at L.A. Chargers	1/0	0	0	0.0	-	0
12/29	at Denver	1/0	1	0	0.0	0	0
2019 TOTALS		16/4	10	17	1.7	4	0

2020 GAME-BY-GAME STATS (LAS VEGAS)

DATE	OPPONENT	P/S	ATT	YDS	AVG	LG	TD
09/13	at Carolina	1/0	0	0	0.0	-	0
09/21	NEW ORLEANS	1/0	0	0	0.0	-	0
09/27	at New England	1/0	0	0	0.0	-	0
10/04	BUFFALO	1/0	1	-1	-1.0	-1	0
10/11	at Kansas City	1/1	0	0	0.0	-	0
10/25	TAMPA BAY	1/1	0	0	0.0	-	0
11/01	at Cleveland	1/0	1	3	3.0	3	0
11/08	at L.A. Chargers	1/0	0	0	0.0	-	0
11/15	DENVER	1/0	0	0	0.0	-	0
11/22	KANSAS CITY	1/0	0	0	0.0	-	0
11/29	at Atlanta	1/1	0	0	0.0	-	0
12/06	at N.Y. Jets	1/0	0	0	0.0	-	0
12/13	INDIANAPOLIS	1/1	0	0	0.0	-	0
12/17	L.A. CHARGERS	1/0	1	2	2.0	2	0
12/26	MIAMI	1/0	0	0	0.0	-	0
01/03	at Denver	1/0	0	0	0.0	-	0
2020 TOTALS		16/4	3	4	1.3	3	0

2021 GAME-BY-GAME STATS (LAS VEGAS)

DATE	OPPONENT	P/S	ATT	YDS	AVG	LG	TD
09/13	BALTIMORE	1/1	0	0	0.0	-	0
09/19	at Pittsburgh	1/0	0	0	0.0	-	0
09/26	MIAMI	1/0	1	0	0.0	0	0
10/04	at L.A. Chargers	1/0	0	0	0.0	-	0
10/10	CHICAGO	1/0	0	0	0.0	-	0
10/17	at Denver	1/1	0	0	0.0	-	0
10/24	PHILADELPHIA	1/1	1	1	1.0	1	0
11/07	at N.Y. Giants	1/0	0	0	0.0	-	0
11/14	KANSAS CITY	1/0	0	0	0.0	-	0
11/21	CINCINNATI						INJURED RESERVE
11/25	at Dallas						INJURED RESERVE
12/05	WASHINGTON						INJURED RESERVE
12/12	at Kansas City						INJURED RESERVE
12/20	at Cleveland						INJURED RESERVE
12/26	DENVER						INJURED RESERVE
01/02	at Indianapolis						INJURED RESERVE
01/09	L.A. CHARGERS						INJURED RESERVE
2021 TOTALS		9/3	2	1	0.5	1	0

DATE	OPPONENT	P/S	REC	YDS	AVG	LG	TD
01/15	at Cincinnati*						INJURED RESERVE
PLAYOFF TOTALS		0/0	0	0	0.0	-	0

* AFC Wild Card game

2022 GAME-BY-GAME STATS (MIAMI)

DATE	OPPONENT	P/S	ATT	YDS	AVG	LG	TD
09/11	NEW ENGLAND	1/1	1	2	2.0	2	0
09/18	at Baltimore	1/1	1	1	1.0	1	0
09/25	BUFFALO						
09/29	at Cincinnati						
10/09	at N.Y. Jets						
10/16	MINNESOTA						
10/23	PITTSBURGH						
10/30	at Detroit						
11/06	at Chicago						
11/13	CLEVELAND						
11/27	HOUSTON						
12/04	at San Francisco						
12/11	at L.A. Chargers						
TBD	at Buffalo						
12/25	GREEN BAY						
01/01	at New England						
TBD	N.Y. JETS						
2022 TOTALS		2/2	2	3	1.5	2	0



6

MELVIN INGRAM

LINEBACKER // 6-2 // 250 // SOUTH CAROLINA '12

ACQUIRED: UFA, '22

HOMETOWN: HAMLET, N.C. // BORN: 4/26/89

NFL: 11TH SEASON // DOLPHINS: FIRST SEASON



2017, 2018, 2019



2016, 2017, 2018, 2019, 2020

NFL CAREER

TRANSACTIONS:

- Signed by Miami as an unrestricted free agent from Kansas City on May 18, 2022.
- Traded from Pittsburgh to Kansas City on Nov. 2, 2021.
- Signed by Pittsburgh on July 20, 2021.
- 1st-round pick (18th overall) by San Diego in the 2012 NFL Draft.

CAREER HONORS:

- 2019 Pro Bowl selection.
- No. 48 on the NFL Network Top 100 list in 2019.
- 2018 Pro Bowl selection.
- No. 76 on the NFL Network Top 100 list in 2018.
- 2017 Pro Bowl selection.
- AFC Defensive Player of the Month (September 2017).

CAREER HIGHLIGHTS:

- Played in 130 career games with 104 career starts.
- 377 tackles (269 solo), 51.0 sacks, 3 interceptions, 30 passes defended, 14 forced fumbles and 8 fumble recoveries.
- 12 special teams tackles (11 solo).
- Has started 7 playoff games.
- Is a 5-time team captain (2016-20).

2022 (MIAMI):

- Played in 2 games with 1 start.
- 4 tackles (3 solo), 1 pass defended and 1 fumble recovery; 1 fumble returned for a touchdown.

VS. NEW ENGLAND (9/11):

- 2 solo tackles and 1 fumble recovery.
- Recovered a fumble by QB Mac Jones and returned it 2 yards for a TD in the 2nd quarter.

AT BALTIMORE (9/18):

- 2 tackles (1 solo) and 1 pass defended.

2021 (PITTSBURGH/KANSAS CITY):

- Played in 9 games with 6 starts for Kansas City.
- 15 tackles (7 solo), 1.0 sack and 1 forced fumble for Kansas City.
- Traded from Pittsburgh to Kansas City on Nov. 2.
- Played in 6 games with 1 start for Pittsburgh.
- Inactive for 2 games with Pittsburgh.
- 10 tackles (5 solo), 1.0 sack and 1 pass defended

for Pittsburgh.

VS. LAS VEGAS (9/19):

- 4 tackles (1 solo) and 1.0 sack.
- Sacked QB Derek Carr for a loss of 8 yards in the 3rd quarter.

VS. DENVER (12/5):

- 3 tackles (1 solo) and 0.5 sack.
- Split a sack of QB Teddy Bridgewater with LB Willie Gay Jr. for a loss of 7 yards.

VS. LAS VEGAS (12/12):

- 1 tackle and 0.5 sack.
- Split a sack of QB Derek Carr with DT Chris Jones for a loss of 7 yards.

POSTSEASON:

AFC WILD CARD VS. PITTSBURGH (1/16):

- 1 solo tackle.

AFC DIVISIONAL VS. BUFFALO (1/23):

- 2 tackles (2 solo), 1.0 sack and 1 forced fumble.
- Strip-sacked QB Josh Allen on 3rd-and -9 in the 2nd quarter.

AFC CHAMPIONSHIP VS. CINCINNATI (1/30):

- 1 solo tackle, 1.0 sack and 1 pass defended.
- Sacked QB Joe Burrow on 1st and goal in the 3rd quarter.

2020 (L. A. CHARGERS):

- Started 7 games.
- Missed 3 games after being placed on injured reserve on Sept. 26 and activated on Oct. 24.
- Missed the rest of the season after being placed on injured reserve on Nov. 27.
- 10 tackles (5 solo), 1 interception and 2 passes defended.
- Served as a team captain.

AT CINCINNATI (9/13):

- 2 solo tackles, 1 interception and 1 pass defended.
- Intercepted QB Joe Burrow on 1st-and-10 in the 4th quarter.

VS. LAS VEGAS (11/8):

- 5 tackles (3 solo).

VS. N.Y. JETS (11/22):

- 2 solo tackles.

2019 (L.A. CHARGERS):

- Started 13 games.
- Inactive for 3 games.
- 48 tackles (39 solo), 7.0 sacks, 1 interception, 5 passes defended and 1 fumble recovery.
- Served as a team captain.

VS. GREEN BAY (11/3):

- 3 tackles (2 solo) and 1.5 sacks.
- Sacked QB Aaron Rodgers for a loss of 7 yards in

the 2nd quarter.

- Split a sack with of QB Aaron Rodgers with DE Joey Bosa in the 3rd quarter.

AT OAKLAND (11/7): 7 solo tackles, 2.0 sacks and 1 pass defended.

- Sacked QB Derek Carr for a loss of 5 yards in the 1st quarter.
- Sacked QB Derek Carr for a loss of 5 yards in the 3rd quarter.

VS. MINNESOTA (12/15): 4 tackles (3 solo), 1 interception and 1 pass defended.

- Intercepted QB Kirk Cousins on 2nd-and-5 in the 2nd quarter and returned it 9 yards.

PRO BOWL:

- Selected to the Pro Bowl for the 3rd time in his career.

HONORS:

- No. 48 on the NFL Network Top 100 list.

2018 (L.A. CHARGERS):

- Started all 16 games.
- 43 tackles (28 solo), 7.0 sacks, 1 interception, 3 passes defended, 1 forced fumble and 2 fumble recoveries.
- Served as a team captain.

VS. OAKLAND (10/7): 7 tackles (5 solo), 1.0 sack, 1 interception and 1 pass defended.

- Sacked QB Derek Carr on 3rd-and-3 in the 1st quarter.
- Intercepted QB Derek Carr on 1st-and-goal in the 3rd quarter and returned it 8 yards.

VS. TENNESSEE (10/21): 5 solo tackles, 1.0 sack and 2 passes defended.

- Sacked QB Marcus Mariota on 1st-and-10 in the 3rd quarter.

VS. BALTIMORE (12/22): 3 tackles (2 solo) and 2 fumble recoveries.

- Recovered a RB Kenneth Dixon fumble forced by DT Darius Philon and recovered his own fumble on the same play.

POSTSEASON:

AFC WILD CARD AT BALTIMORE (1/6): 7 tackles (6 solo), 2.0 sacks, 1 forced fumble and 1 fumble recovery.

- Forced a RB Kenneth Dixon fumble recovered by S Adrian Phillips for no gain in the 1st quarter.
- Sacked QB Lamar Jackson on 3rd-and-11 in the 3rd quarter.
- Sacked QB Lamar Jackson on 3rd-and-11 in the 4th quarter.
- Recovered a QB Lamar Jackson fumble forced by LB Uchenna Nwosu for no gain in the 4th quarter.

AFC DIVISIONAL AT NEW ENGLAND (1/13): 2 solo tackles and 1 pass defended.

PRO BOWL:

- Selected to the Pro Bowl for the 2nd time in his career.

HONORS:

- No. 76 on the NFL Network Top 100 list.

2017 (L.A. CHARGERS):

- Started all 16 games.
- 56 tackles (43 solo), 10.5 sacks, 1 forced fumble, 2 fumble recoveries and 1 pass defended.
- Served as a team captain.

VS. KANSAS CITY (9/24): 6 solo tackles and 3.0 sacks.

- Sacked QB Alex Smith on 2nd-and-5 in the 2nd quarter for a loss of 2 yards.
- Sacked QB Alex Smith on 3rd-and-3 in the 3rd quarter for a loss of 11 yards.
- Sacked QB Alex Smith on 1st-and-10 in the 4th quarter for a loss of 5 yards.

AT N.Y. GIANTS (10/8): 6 tackles (4 solo), 2.0 sacks, 1 forced fumble and 1 fumble recovery.

- Sacked QB Eli Manning on 3rd-and-5 in the 3rd quarter for a loss of 13 yards.
- Strip-sacked and recovered a QB Eli Manning fumble on 3rd-and-7 in the 4th quarter.

AT KANSAS CITY (12/16): 5 tackles (3 solo), 1.0 sack and 1 pass defended.

- Sacked QB Alex Smith on 1st-and-10 in the 1st quarter for a loss of 8 yards.

PRO BOWL:

- Selected to the Pro Bowl for the 1st time in his career.

HONORS:

- AFC Defensive Player of the Month (September).

2016 (SAN DIEGO):

- Started all 16 games.
- 60 tackles (46 solo), 8.0 sacks, 5 passes defended and 4 forced fumbles.
- Served as a team captain.

VS. JACKSONVILLE (9/18): 3 solo tackles, 2.0 sacks and 1 forced fumble.

- Strip-sacked QB Blake Bortles on 3rd-and-13 in the 2nd quarter.
- Strip-sacked QB Blake Bortles and DT Corey Liuget recovered the fumble for no gain.

AT ATLANTA (10/23): 9 tackles (6 solo) and 1.0 sack.

- Sacked QB Matt Ryan on 2nd-and-10 in the 2nd quarter for a loss of 7 yards.

VS. OAKLAND (12/18): 6 tackles (5 solo), 1.0 sack, 1 pass defended and 2 forced fumbles.

- Forced RB Latavius Murray to fumble on 2nd-and-4 in the 1st quarter.
- Forced RB Latavius Murray to fumble and it was recovered by LB Kyle Emanuel for no gain in the 1st quarter.
- Sacked QB Derek Carr on 3rd-and-8 in the 4th quarter for a loss of 7 yards.

2015 (SAN DIEGO):

- Started all 16 games.
- 65 tackles (52 solo), 10.5 sacks, 6 passes defended, 3 forced fumbles and 1 fumble recovery.

VS. DENVER (12/6): 7 tackles (6 solo) and 1.0 sack.

- Sacked QB Brock Osweiler on 2nd-and-11 in the 3rd quarter for a loss of 7 yards.

VS. MIAMI (12/20): 6 tackles (4 solo), 2.5 sacks and 1 forced fumble.

- Strip-sacked QB Ryan Tannehill on 2nd-and-10 in the 2nd quarter.
- Split a sack of QB Ryan Tannehill with OLB Jeremiah Attaochu on 3rd-and-9 in the 3rd quarter.
- Sacked QB Ryan Tannehill on 1st-and-10 in the 3rd quarter.

AT OAKLAND (12/24): 6 solo tackles, 1.0 sack and

1 pass defended.

- Sacked QB Derek Carr on 3rd-and-8 for a loss of 8 yards in the 3rd quarter.

2014 (SAN DIEGO):

- Started 9 games.
- Missed 7 games after being placed on injured reserve on Sept. 20 and activated on Nov. 15.
- 29 tackles (21 solo) 4.0 sacks, 2 forced fumbles, 1 pass defended and 1 fumble recovery.

VS. SEATTLE (9/14): 5 tackles (4 solo), 1.0 sack and 1 forced fumble.

- Strip-sacked QB Russell Wilson on 2nd-and-10 in the 2nd quarter.

VS. ST. LOUIS (11/23): 2 solo tackles, 1 pass defended and 1 fumble recovery.

- Recovered a TE Jared Cook fumble on 3rd-and-9 in the 1st quarter for no gain.

VS. NEW ENGLAND (12/7): 6 tackles (5 solo) and 1.0 sack.

- Sacked QB Tom Brady on 3rd-and-1 in the 1st quarter for a loss of 7 yards.

2013 (SAN DIEGO):

- Played in 4 games with 1 start.
- Missed 12 games on the physically unable to perform list and was activated on Dec. 7.
- 8 tackles (4 solo), 1.0 sack and 1 forced fumble.

VS. OAKLAND (12/22): 3 solo tackles, 1.0 sack and 1 forced fumble.

- Strip-sacked QB Matt McGloin on 1st-and-10 in the 1st quarter.

VS. KANSAS CITY (12/29): 4 tackles (1 solo).

POSTSEASON:

AFC WILD CARD AT CINCINNATI (1/5): 3 tackles, 1 interception and 1 pass defended.

- Intercepted QB Andy Dalton on 1st and 10 in the 4th quarter and returned it 3 yards.

AFC DIVISIONAL AT DENVER (1/12): 3 solo tackles.

2012 (SAN DIEGO):

- Played in all 16 games with 2 starts.
- 29 tackles (16 solo), 1.0 sack, 1 forced fumble and 5 passes defended.
- 12 special teams tackles (11 solo).

AT OAKLAND (9/10): 1 solo tackle and 1 forced fumble.

- Forced WR Rod Streater to fumble and it was recovered by LB Antwan Barnes on 3rd-and-4 in the 1st quarter.

- Made his NFL debut.

AT CLEVELAND (10/28): 3 solo tackles, 0.5 sack, 1 pass defended; 1 solo special teams tackle.

- Split a sack of QB Brandon Weeden with LB Shaun Phillips on 3rd-and-6 in the 4th quarter.

VS. CINCINNATI (12/2): 5 tackles (4 solo) and 1 pass defended; 1 solo special teams tackle.

BEFORE THE NFL

COLLEGE (SOUTH CAROLINA):

- 4-year letterman (2007, 09-11) and 1-year starter.

CAREER: Played in 52 games with 14 starts; 107 tackles (71 solo), 21.0 sacks, 2 interceptions, 6 passes defended, 1 forced fumble and 2 fumble recoveries; 2 carries for 87 yards (43.5 avg.) and 1 TD; 5 kickoff returns for 90 yards (18.0 avg.).

SENIOR (2011): Played in all 13 games with 12 starts; 48 tackles (31 solo), 10.0 sacks, 2 interceptions, 4 passes defended and 2 fumble recoveries returned for TDs; 2 carries for 87 yards (43.5 avg.) and 1 TD.

- 1st-team All-American.

- 1st-team All-SEC.

- His 10.0 sacks tied the school's single-season record.

JUNIOR (2010): Played in all 14 games with 1 start; 28 tackles (17 solo), 9.0 sacks, 1 pass defended and 1 forced fumble.

REDSHIRT SOPHOMORE (2009): Played in all 13 games with 1 start; 16 tackles (10 solo), 1.0 sack and 1 pass defended.

SOPHOMORE (2008):

- Redshirted due to injury.

TRUE FRESHMAN (2007): Played in all 12 games; 15 tackles (13 solo) and 1.0 sack; 5 kickoff returns for 90 yards (18.0 avg.).

HIGH SCHOOL (RICHMOND COUNTY HS – ROCKINGHAM, N.C.)

SENIOR (2006): 87 tackles and 2.5 sacks.

OFF THE FIELD

PERSONAL:

- MAJOR: African-American Studies.

MELVIN INGRAM'S NFL REGULAR SEASON STATS

YEAR	TEAM	GP	GS	TACKLES					INTERCEPTIONS					FUMBLES	
				TOT	SOLO	ASST	SK	YDS	INT	YDS	LG	TD	PD	FF	FR
2012	SAN DIEGO	16	2	29	16	13	1.0	6.0	0	0	0	0	5	1	0
2013	SAN DIEGO	4	1	8	4	4	1.0	0.0	0	0	0	0	0	1	0
2014	SAN DIEGO	9	9	29	21	8	4.0	31.0	0	0	0	0	1	2	1
2015	SAN DIEGO	16	16	65	52	13	10.5	73.5	0	0	0	0	6	3	1
2016	SAN DIEGO	16	16	60	46	14	8.0	62.0	0	0	0	0	5	4	0
2017	L.A. CHARGERS	16	16	56	43	13	10.5	87.5	0	0	0	0	1	1	2
2018	L.A. CHARGERS	16	16	43	28	15	7.0	54.5	1	8	8	0	3	1	2
2019	L.A. CHARGERS	13	13	48	39	9	7.0	42.5	1	9	9	0	5	0	1
2020	L.A. CHARGERS	7	7	10	5	5	0.0	0.0	1	0	0	0	2	0	0
2021	PITTSBURGH	6	1	10	5	5	1.0	8.0	0	0	0	0	1	0	0
	KANSAS CITY	9	6	15	7	8	1.0	7.0	0	0	0	0	0	1	0
2022	MIAMI	2	1	4	3	1	0.0	0.0	0	0	0	0	1	0	1
NFL TOTALS		130	104	377	269	108	51.0	372.0	3	17	9	0	30	14	8

MELVIN INGRAM'S NFL PLAYOFF STATS

YEAR	TEAM	GP	GS	TACKLES					INTERCEPTIONS					FUMBLES	
				TOT	SOLO	ASST	SK	YDS	INT	YDS	LG	TD	PD	FF	FR
2013	SAN DIEGO	2	2	6	3	3	0.0	0.0	1	3	3	0	1	0	0
2018	L.A. CHARGERS	2	2	9	8	1	2.0	17.0	0	0	0	0	1	1	1
2021	KANSAS CITY	3	3	5	4	1	2.0	18.0	0	0	0	0	1	1	0
PLAYOFF TOTALS		7	7	20	15	5	4.0	35.0	1	3	3	0	3	2	1


ADDITIONAL STATS

Special Teams Tackles: (L.A. Chargers) 12 in 2012.

Defensive Touchdowns: (L.A. Chargers) 39-yard fumble return vs. Buffalo (11/19/17), (Miami) 2-yard fumble return vs. New England (9/11/22).

SINGLE-GAME CAREER HIGHS

Tackles:	9	at Atlanta, 10/23/16
Sacks:	3.0	vs. Kansas City, 9/24/17
Interceptions:	1	4 times, last: at Cincinnati, 9/13/20
Passes Defensed:	2	3 times, last: vs. Kansas City, 11/18/19
Fumble Recoveries:	2	vs. Oakland, 12/18/16
Forced Fumbles:	2	vs. Baltimore, 12/22/18



JOHN JENKINS

DEFENSIVE TACKLE // 6-3 // 340 // GEORGIA '13
ACQUIRED: FA, '19
HOMETOWN: MERIDEN, CONN. // BORN: 7/11/89
NFL: 10TH SEASON // DOLPHINS: THIRD SEASON

NFL CAREER

TRANSACTIONS:

- Signed by Miami as an unrestricted free agent from Chicago on April 2, 2021.
- Signed by Chicago on April 28, 2020.
- Signed by Miami on Sept. 2, 2019.
- Released by the N.Y. Giants on Aug. 31, 2018.
- Signed by the N.Y. Giants on Sept. 4, 2018.
- Released by Chicago on Sept. 1, 2018.
- Signed by Chicago on Sept. 4, 2017.
- Released by Chicago on Sept. 2, 2017.
- Signed by Chicago as an unrestricted free agent from Seattle on March 17, 2017.
- Signed by Seattle on Nov. 15, 2016.
- Waived by New Orleans on Nov. 9, 2016.
- 3rd-round pick (82nd overall) by New Orleans in the 2013 NFL Draft.

CAREER HIGHLIGHTS:

- Played in 102 career games with 30 starts.
- 193 tackles (104 solo), 2.5 sacks, 4 passes defended, 1 forced fumble and 1 fumble recovery.
- Appeared in 4 postseason games – 2 with New Orleans, 1 with Chicago and 1 with Seattle.

2022 (MIAMI):

- Played in 2 games.
- 1 tackle.

2021 (MIAMI):

- Played in 7 games with 2 starts.
- Missed 1 game on the Reserve/COVID-19 list.
- Inactive for 9 games.
- 16 tackles (10 solo).

AT NEW ENGLAND (9/12): 4 solo tackles.

AT LAS VEGAS (9/26): 4 tackles (3 solo).

VS. INDIANAPOLIS (10/3): 7 tackles (2 solo).

2020 (CHICAGO):

- Played in 11 games.
- Inactive for 2 games.
- Activated off injured reserve on Oct. 16.
- Missed 3 games after being placed on injured reserve on Sept. 24.
- 21 tackles (7 solo) and 1 pass defended.

AT DETROIT (9/13): 2 tackles (1 solo).

AT MINNESOTA (12/20): 4 tackles (1 solo) and 1

pass defended.

AT JACKSONVILLE (12/27): 3 tackles (2 solo).

POSTSEASON:

NFC WILD CARD AT NEW ORLEANS (1/10): 1 solo tackle and 1 fumble recovery.

- Recovered a QB Taysom Hill fumble forced by S Tashaun Gipson in the 2nd quarter.

2019 (N.Y. GIANTS/MIAMI):

- Played in 16 games with 5 starts with Miami.
- 34 tackles (20 solo), 1 sack and 1 pass defended with Miami.
- Spent the offseason and training camp with the N.Y. Giants.

VS. BALTIMORE (9/8): 4 tackles (3 solo).

- Made his Dolphins debut.

VS. NEW ENGLAND (9/15): 2 solo tackles and 1 sack.

- Sacked QB Tom Brady in the 2nd quarter.

AT CLEVELAND (11/24): 7 tackles (4 solo).

2018 (N.Y. GIANTS):

- Played in 7 games.
- Inactive for 8 games.

VS. JACKSONVILLE (9/9): Played but did not record any stats.

- Made his N.Y. Giants debut.

2017 (CHICAGO):

- Played in 8 games with 1 start.
- Inactive for 8 games.
- 8 tackles (5 solo).

AT NEW ORLEANS (10/29): Played but did not record any stats.

- Made his Chicago debut.

2016 (NEW ORLEANS/SEATTLE):

- Played in 2 games with Seattle.
- Inactive for 5 games with Seattle.
- 3 tackles with Seattle.
- Signed by Seattle on Nov. 15, 2016.
- Waived by New Orleans on Nov. 9, 2016.
- Played in 7 games with 1 start for New Orleans.
- Inactive for 1 game.
- 10 tackles (6 solo) with New Orleans.

VS. PHILADELPHIA (11/20): 3 tackles.

- Made his Seattle debut.

POSTSEASON:

NFC WILD CARD VS. DETROIT (1/7): 1 solo tackle.

2015 (NEW ORLEANS):

- Played in 14 games with 12 starts.
- Inactive for 2 games.
- 49 tackles (23 solo), 0.5 sacks, 1 pass defended, 1 forced fumble and 1 fumble recovery.

AT INDIANAPOLIS (10/25): 2 tackles and 0.5 sacks.

- Teamed up on a sack of QB Andrew Luck in the 3rd quarter.

VS. TENNESSEE (11/8): 9 tackles (2 solo).

AT ATLANTA (1/3): 2 tackles, 1 forced fumble and 1 fumble recovery.

- Stripped RB Devonta Freeman of the ball and recovered the fumble in the 4th quarter.

2014 (NEW ORLEANS):

- Played in 12 games with 4 starts.
- Inactive for 3 games.
- Missed the final game of the season after being placed on injured reserve on Dec. 27.
- 30 tackles (20 solo), 1 sack and 1 pass defended.

AT PITTSBURGH (11/30): 5 tackles (3 solo).

AT CHICAGO (12/15): 7 solo tackles and 1 sack.

- Brought down QB Jay Cutler for a 3rd-down sack in the 4th quarter.

VS. ATLANTA (12/21): 6 tackles (4 solo).

2013 (NEW ORLEANS):

- Played in all 16 games with 5 starts.
- 21 tackles (13 solo).

VS. ATLANTA (9/8): 2 tackles (1 solo).

- Made his NFL debut.

AT TAMPA BAY (9/15): 3 solo tackles.

- Made his 1st NFL start.

VS. CAROLINA (12/8): 4 tackles (2 solo).

POSTSEASON:

NFC WILD CARD AT PHILADELPHIA (1/4): 4 solo tackles.

NFC DIVISIONAL AT SEATTLE (1/11): 1 solo tackle.

BEFORE THE NFL**COLLEGE (GEORGIA):**

- 2-year starter (2011-12).
- Transferred from Gulf Coast (Miss.) Community College following his sophomore year in 2010.

CAREER (AT GEORGIA): Played in 27 games with 18 starts; 78 tackles (36 solo), 4 sacks, 1 interception, 2 passes defended and 1 forced fumble; 1 blocked kick.

SENIOR (2012 AT GEORGIA): Started 13 games; 50 tackles (22 solo), 1 sack and 1 pass defended; 1 blocked kick.

- 2nd-team All-SEC.

JUNIOR (2011 AT GEORGIA): Played in all 14 games with 7 starts; 28 tackles (14 solo), 3 sacks, 1 interception, 1 pass defended and 1 forced fumble.

SOPHOMORE (2010 AT GULF COAST CC): Played in 10 games; 41 tackles (32 solo) and 2 sacks.

TRUE FRESHMAN (2009 AT GULF COAST CC): Played in 6 games; 9 tackles (7 solo) and 3 sacks.

HIGH SCHOOL (FRANCIS T. MALONEY HS – MERIDEN, CONN.)

- Also played on offense.

SENIOR (2008): Scored 4 TDs.

OFF THE FIELD**COLLEGE (GEORGIA):**

2021:

- Rode in the 50-mile Dolphins Challenge Cancer bike ride.

2019:

- Rode in the 30-mile DCC bike ride.

PERSONAL:

- **MAJOR:** Human development and family science.

JOHN JENKINS' NFL REGULAR SEASON STATS


YEAR	TEAM	GP	GS	TACKLES					INTERCEPTIONS				FUMBLES			
				TOT	SOLO	ASST	SK	YDS	INT	YDS	LG	TD	PD	FF	FR	
2013	NEW ORLEANS	16	5	21	13	8	0.0	0.0	0	0	0	0	0	0	0	0
2014	NEW ORLEANS	12	4	30	20	10	1.0	6.0	0	0	0	0	1	0	0	0
2015	NEW ORLEANS	14	12	49	23	26	0.5	2.5	0	0	0	0	1	1	1	1
2016	NEW ORLEANS	7	1	10	6	4	0.0	0.0	0	0	0	0	0	0	0	0
	SEATTLE	2	0	3	0	3	0.0	0.0	0	0	0	0	0	0	0	0
2017	CHICAGO	8	1	8	5	3	0.0	0.0	0	0	0	0	0	0	0	0
2018	N.Y. GIANTS	7	0	0	0	0	0.0	0.0	0	0	0	0	0	0	0	0
2019	MIAMI	16	5	34	20	14	1.0	7.0	0	0	0	0	1	0	0	0
2020	CHICAGO	11	0	21	7	14	0.0	0.0	0	0	0	0	1	0	0	0
2021	MIAMI	7	2	16	10	6	0.0	0.0	0	0	0	0	0	0	0	0
2022	MIAMI	2	0	1	0	1	0.0	0.0	0	0	0	0	0	0	0	0
NFL TOTALS		102	30	193	104	89	2.5	15.5	0	0	0	0	4	1	1	1

JOHN JENKINS' NFL PLAYOFF STATS

YEAR	TEAM	GP	GS	TACKLES					INTERCEPTIONS				FUMBLES			
				TOT	SOLO	ASST	SK	YDS	INT	YDS	LG	TD	PD	FF	FR	
2013	NEW ORLEANS	2	0	5	5	0	1.0	0.0	0	0	0	0	0	0	0	0
2016	SEATTLE	1	0	1	1	0	0.0	0.0	0	0	0	0	0	0	0	0
2020	CHICAGO	1	0	1	1	0	0.0	0.0	0	0	0	0	0	0	0	1
PLAYOFF TOTALS		4	0	7	7	0	1.0	0.0	0	0	0	0	0	0	0	1

SINGLE-GAME CAREER HIGHS

Tackles:	9	vs. Tennessee, 11/8/15
Sacks:	1	Twice, last: vs. New England, 9/15/19
Passes Defensed:	1	3 times, last: at Minnesota, 12/20/20
Forced Fumbles:	1	at Atlanta, 1/3/16
Fumble Recoveries:	1	Twice, last: at New Orleans, 1/10/21 (NFC Wild Card)



29

BRANDON JONES

SAFETY // 6-1 // 191 // TEXAS '20

ACQUIRED: D3, '20

HOMETOWN: NACOGDOCHES, TEXAS // BORN: 4/2/98

NFL: THIRD SEASON // DOLPHINS: THIRD SEASON

NFL CAREER

TRANSACTIONS:

- 3rd-round pick (70th overall) by Miami in the 2020 NFL Draft.

CAREER HIGHLIGHTS:

- Played in 33 career games with 19 starts.
- 150 tackles (93 solo), 7.0 sacks, 1 interception, 3 passes defended, 3 forced fumbles and 2 fumble recoveries.
- 6 special teams tackles (4 solo).
- His 59 tackles in 2020 were tied for 11th by all NFL rookies.

2022 (MIAMI):

- Started 2 games.
- 15 tackles (8 solo), 1.0 sack, 1 pass defended and 1 forced fumble.

VS. NEW ENGLAND (9/11): 11 tackles (6 solo), 1.0 sack, 1 pass defended and 1 forced fumble.

- Strip-sacked QB Mac Jones in 2nd quarter, causing a fumble that LB Melvin Ingram returned 2 yards for a TD.

2021 (MIAMI):

- Played in 15 games with 13 starts.
- Inactive for 2 games.
- 76 tackles (45 solo), 5.0 sacks, 1 interception, 1 pass defended, 1 forced fumble and 2 fumble recoveries.
- 3 solo special teams tackles.

AT LAS VEGAS (9/26): 6 tackles (4 solo) and 2.0 sacks.

- Sacked QB Derek Carr for a loss of 7 yards on 3rd-and-4 in the 2nd quarter.
- Sacked QB Derek Carr for a loss of 15 yards on 3rd-and-11 in the 4th quarter.

VS. HOUSTON (11/7): 6 tackles (3 solo) and 1 fumble recovery.

- Recovered a TE Jordan Akins fumble forced by S Eric Rowe in the 4th quarter.

AT N.Y. JETS (11/21): 6 tackles (2 solo), 1.0 sack and 1 forced fumble.

- Strip-sacked QB Joe Flacco in the 2nd quarter and the fumble was recovered by DT Christian Wilkins and returned for 9 yards.

VS. N.Y. JETS (12/19): 6 tackles (4 solo) and 1.0 sack.

- Sacked QB Zach Wilson for a loss of 8 yards in the

3rd quarter.

AT NEW ORLEANS (12/27): 6 tackles (2 solo), 1.0 sack, 1 interception and 1 pass defended.

- Sacked QB Ian Book for a loss of 3 yards on 3rd-and-8 in the 3rd quarter.
- Intercepted QB Ian Book on 4th-and-9 in the 4th quarter and returned it 8 yards.
- It was his 1st career interception.

2020 (MIAMI):

- Played in all 16 games with 4 starts.
- 59 tackles (40 solo), 1.0 sack, 1 pass defended and 1 forced fumble.
- 3 special teams tackles (1 solo).
- His 59 tackles were tied for 11th among all NFL rookies.

AT NEW ENGLAND (9/13): 9 tackles (7 solo).

- Made his NFL debut.

AT N.Y. JETS (11/29): 3 tackles (2 solo) and 1.0 sack.

- Sacked QB Sam Darnold on 3rd-and-3 for a loss of 9 yards in the 1st quarter.
- It was his 1st career sack.

VS. NEW ENGLAND (12/20): 6 tackles (4 solo) and 1 forced fumble.

- Forced a QB Cam Newton fumble on 3rd-and-8 in the 2nd quarter.

BEFORE THE NFL

COLLEGE (TEXAS):

- 4-year letterman (2016-19) and 3-year starter.

CAREER: Played in 46 games with 35 starts; 233 tackles (175 solo), 1 sack, 4 interceptions, 11 passes defended, 2 forced fumbles and 3 fumble recoveries; 2 blocked punts; 3 kickoff returns for 55 yards (18.3 avg.); 14 punt returns for 161 yards (11.5 avg.).

SENIOR (2019): Started 12 games; 86 tackles (64 solo), 1 sack, 2 interceptions, 6 passes defended, 1 forced fumble and 1 fumble recovery; 6 punt returns for 63 yards (10.5 avg.).

- Voted a team captain.

JUNIOR (2018): Started 10 games; 70 tackles (48 solo), 2 interceptions, 3 passes defended and 2 fumble recoveries; 6 punt returns for 65 yards (10.8 avg.).

- Honorable mention All-Big 12.

SOPHOMORE (2017): Started 12 games; 61 tackles (51 solo), 2 passes defended and 1 forced fumble;

1 kickoff return for 11 yards.

TRUE FRESHMAN (2016): Played all 12 games with 1 start; 16 tackles (12 solo); 2 blocked punts; 2 kickoff returns for 44 yards (22.0 avg.); 2 punt returns for 33 yards (16.5 avg.).

HIGH SCHOOL (NACOGDOCHES HS – NACOGDOCHES, TEXAS)

- Played on offense, defense and special teams.
- Also ran track and placed 3rd in the state championships as the anchor on the 4x200m team.

SENIOR (2015): 124 tackles and 2 interceptions; 8 TDs on offense and special teams.

- All-American.
- Texas Defensive Player of the Year.
- 1st-team all-state.
- All-district.

JUNIOR (2014): 30 tackles and 2 forced fumbles.

SOPHOMORE (2013): 95 tackles, 5 interceptions and 13 passes defended; 1 interception return for a TD.

- Honorable mention all-state.
- 1st-team all-district at defensive back and return specialist.

OFF THE FIELD

PERSONAL:

- **MAJOR:** Sport management.

BRANDON JONES' NFL REGULAR SEASON STATS


YEAR	TEAM	GP	GS	TACKLES					INTERCEPTIONS				FUMBLES		
				TOT	SOLO	ASST	SK	YDS	INT	YDS	LG	TD	PD	FF	FR
2020	MIAMI	16	4	59	40	19	1.0	9.0	0	0	0	0	1	1	0
2021	MIAMI	15	13	76	45	31	5.0	39.0	1	8	8	0	1	1	2
2022	MIAMI	2	2	15	8	7	1.0	13.0	0	0	0	0	1	1	0
NFL TOTALS		33	19	150	93	57	7.0	61.0	1	8	8	0	3	3	2

ADDITIONAL STATS

Special Teams Tackles: 3 in 2020, 3 in 2021 for total of 6.

SINGLE-GAME CAREER HIGHS

Tackles:	11	vs. New England, 9/11/22
Sacks:	2	at Las Vegas, 9/26/21
Interceptions:	1	at New Orleans, 12/27/21
Passes Defended:	1	3 times, last: vs. New England, 9/11/22
Forced Fumbles:	1	3 times, last: vs. New England, 9/11/22
Fumble Recoveries:	1	Twice, last: vs. Houston, 11/7/21



65

ROBERT JONES

OFFENSIVE LINEMAN // 6-4 // 334 // MIDDLE TENNESSEE ST. '21
ACQUIRED: FA, '21
HOMETOWN: CHICAGO, ILL. // BORN: 1/28/99
NFL: SECOND SEASON // DOLPHINS: SECOND SEASON

NFL CAREER

TRANSACTIONS:

- Signed by Miami as an undrafted college free agent on May 13, 2021.

CAREER HIGHLIGHTS:

- Played in 10 career games with 1 start at right tackle.

2022 (MIAMI):

- Played in 2 games.

2021 (MIAMI):

- Played in 8 games with 1 start at right tackle.
- Missed 1 game on the Reserve/COVID-19 List.
- Dressed but did not play in 8 games.

VS. BUFFALO (9/19): Contributed as a reserve offensive lineman.

- Made his NFL debut.

VS. N.Y. JETS (12/19): Played 10 snaps as an extra offensive lineman.

VS. NEW ENGLAND (1/9): Started at right tackle.

- Made his 1st career start.

BEFORE THE NFL

COLLEGE (MIDDLE TENNESSEE STATE):

- 2-year starter (2019-20).
- Transferred from Highland (Kansas) Community College following his sophomore season in 2018.

CAREER (AT MIDDLE TENNESSEE STATE): Played

in 20 games with 18 starts at right tackle.

SENIOR (2020 AT MIDDLE TENNESSEE STATE):

- Played in 8 games with 7 starts at right tackle;
- Honorable mention All-Conference USA

JUNIOR (2019 AT MIDDLE TENNESSEE STATE):

Played in all 12 games with 11 starts at right tackle.

- Honorable mention All-Conference USA.

SOPHOMORE (2018 AT HIGHLAND CC): Started all 10 games at left guard.

- Honorable mention all-conference.

TRUE FRESHMAN (2017 AT HIGHLAND CC):

Played in 8 games with 3 starts on the offensive line.

HIGH SCHOOL (ROCKFORD EAST HS – ROCKFORD, ILL.)

- Also played defensive line.

OFF THE FIELD

COMMUNITY:

2021:

- Along with fellow Dolphins rookies, teamed up with Neighbors4Neighbors to provide South Florida families with holiday gifts.
- Selected the CHAMPS Male Mentoring Program – a youth mentorship program he participated in growing up in Chicago – for My Cause My Cleats.

PERSONAL:

- **MAJOR:** General studies.

ROBERT JONES' NFL REGULAR SEASON STATS

GAMES/STARTS: 2021: 8/1, 2022: 2/0

NFL TOTALS: 10/1



28

KADER KOHOU

CORNERBACK // 5-10 // 195 // TEXAS A&M-COMMERCE '22
 ACQUIRED: FA, '22
 HOMETOWN: ABIDJAN, IVORY COAST // BORN: 11/28/98
 NFL: ROOKIE SEASON // DOLPHINS: ROOKIE SEASON

NFL CAREER

TRANSACTIONS:

- Signed by Miami as an undrafted college free agent on May 13, 2022.

CAREER HIGHLIGHTS:

- Played in 2 career games.
- 5 solo tackles, 1 pass defended and 1 forced fumble.

2022 (MIAMI):

- Played in 2 games.
- 5 solo tackles, 1 pass defended and 1 forced fumble.

- VS. NEW ENGLAND (9/11):** 3 solo tackles, 1 pass defended and 1 forced fumble.
- Forced a fumble by WR Nelson Agholor that was recovered by LB Jaelan Phillips in the 4th quarter.
 - Deflected a pass on 4th-and-3 in the 4th quarter to force a turnover on downs.
 - Became the 1st NFL undrafted rookie to force a fumble in a Week 1 game since N.Y. Giants DB Bruce Johnson (Sept. 13, 2009 vs. Was.).
 - Made his NFL debut.

BEFORE THE NFL

COLLEGE (TEXAS A&M-COMMERCE):

- 4-year letterman (2017-19, 21).

CAREER: Played in 44 games; 113 tackles (87 solo) 5 interceptions, 37 passes defended, 4 forced fumbles and 3 fumble recoveries; 12 kickoff returns for 232 yards (19.3 avg.); 8 punt returns for 116 yards (14.5 avg.); 1 reception for 40 yards.

SENIOR (2021): Played in all 11 games; 26 tackles

(21 solo) and 6 passes defended; 4 kickoff returns for 49 yards (12.3 avg.); 1 punt return for -5 yards; 1 reception for 40 yards.

- Lone Star Conference Defensive Back of the Year.
- 1st-team all-conference.
- 2020 season was canceled due the COVID-19 global pandemic.

JUNIOR (2019): Played in 11 games; 27 tackles (19 solo) 3 interceptions, 8 passes defended, 1 forced fumble and 2 fumble recoveries; 8 kickoff returns for 183 yards (22.9 avg.); 7 punt returns for 121 yards (17.3 avg.).

- 1st-team all-conference.

SOPHOMORE (2018): Played in 11 games; 45 tackles (37 solo), 2 interceptions, 18 passes defended, 3 forced fumbles and 1 fumble recovery.

- 2nd-team all-conference.

REDSHIRT FRESHMAN (2017): Played in 11 games; 15 tackles (10 solo) and 5 passes defended.

- Helped team win the NCAA Division II National Championship.
- Redshirted in 2016.

HIGH SCHOOL (TRINITY HS – EULESS, TEXAS)

- Also lettered in track & field.

SENIOR (2015):

- 1st-team all-district.
- District champion.


OFF THE FIELD

PERSONAL:

- **PRONUNCIATION:** Name is pronounced KAY-der KOH-hoo.
- **GRADUATE DEGREE:** Master's in Business Administration.
- **MAJOR:** Marketing/business.

KADER KOHOU'S NFL REGULAR SEASON STATS

YEAR	TEAM	GP	GS	TACKLES					INTERCEPTIONS					FUMBLES		
				TOT	SOLO	ASST	SK	YDS	INT	YDS	LG	TD	PD	FF	FR	
2022	MIAMI	2	0	5	5	0	0.0	0.0	0	0	0	0	0	1	1	0
NFL TOTALS		2	0	5	5	0	0.0	0.0	0	0	0	0	0	1	1	0



75

GREG LITTLE

TACKLE // 6-5 // 322 // MISSISSIPPI '19
ACQUIRED: T, '21 (CAR.)
HOMETOWN: ALLEN, TEXAS // BORN: 11/4/97
NFL: FOURTH SEASON // DOLPHINS: SECOND SEASON

NFL CAREER

TRANSACTIONS:

- Traded from Carolina to Miami on Aug. 17, 2021.
- 2nd-round pick (37th overall) by Carolina in the 2019 NFL Draft.

CAREER HIGHLIGHTS:

- Played in 16 games with 7 career starts – 6 at left tackle and 1 at right tackle.

2022 (MIAMI):

- Played in 2 games with 1 start at right tackle.

AT BALTIMORE (9/18):

- Helped the Dolphins overcome a 21-point fourth-quarter deficit and post 547 total yards in the win.
- Made his 1st start with the Dolphins.

2021 (CAROLINA/MIAMI):

- Inactive for 10 games with Miami.
- Missed the rest of the season after being placed on injured reserve on Nov. 16.
- Traded from Carolina to Miami on Aug. 17.

2020 (CAROLINA):

- Played in 10 games with 3 starts at left tackle.
- Missed the rest of the season after being placed on injured reserve on Dec. 17.

VS ARIZONA (10/4):

- Helped team rush for 168 yards.

VS. ATLANTA (10/29):

- Helped team rush for 147 yards.

2019 (CAROLINA):

- Played in 4 games with 3 starts at left tackle.

AT ARIZONA (9/22):

- Saw action at left tackle.

- Made NFL debut against his high school quarterback, Tyler Murray.
 - Helped team rush for 173 yards.
- AT HOUSTON (9/29):** Started at left tackle.
- Earned 1st career NFL start.

BEFORE THE NFL

COLLEGE (MISSISSIPPI):

- 3-year starter (2016-18)

CAREER:

- Played in 36 games with 29 starts at left tackle.

- Started 29 consecutive games at left tackle to finish his collegiate career.

JUNIOR (2018):

- Started all 12 games at left tackle.

- 2nd-team All-American.

- 1st-team All-SEC.

SOPHOMORE (2017):

- Started all 12 games at left tackle.

- 2nd-team All-SEC

TRUE FRESHMAN (2016):

- Appeared in all 12 games with five starts at left tackle.

- Freshman All-American.

- 1st-team Freshman All-SEC.

HIGH SCHOOL (ALLEN HS – ALLEN, TEXAS)

CAREER:

- Amassed a 46-1 record as a three-year starter at left tackle.

- 1st-team all-state.

- 1st-team All-American

OFF THE FIELD

PERSONAL:

- **MAJOR:** Integrated Marketing Communications.

- Father, Derrick Little, was a sixth-round pick (154th overall) by Tampa Bay in the 1989 NFL Draft.

GREG LITTLE'S NFL REGULAR SEASON STATS

GAMES/STARTS: (Carolina) 2019: 4/3, 2020: 10/3, (Miami) 2021: 0/0, 2022: 2/1

NFL TOTALS: 16/7



84

HUNTER LONG

TIGHT END // 6-5 // 254 // BOSTON COLLEGE '21
ACQUIRED: D3, '21
HOMETOWN: EXETER, N.H. // BORN: 8/19/98
NFL: SECOND SEASON // DOLPHINS: SECOND SEASON

NFL CAREER

TRANSACTIONS:

- 3rd-round pick (81st overall) by Miami in the 2021 NFL Draft.

CAREER HIGHLIGHTS:

- Played in 8 career games with 2 starts.
- 1 reception for 8 yards.

2022 (MIAMI):

- Played in 1 game.
- Inactive for 1 game.

2021 (MIAMI):

- Played in 7 games with 2 starts.
- Inactive for 10 games.
- 1 reception for 8 yards.

AT NEW ENGLAND (9/12): Started at tight end and contributed on 18 offensive snaps.

- Made his NFL debut.

VS. CAROLINA (11/28): Played but did not record any stats.

VS. N.Y. GIANTS (12/5): 1 reception for 8 yards.

- Made his 1st career reception for an 8-yard gain.

BEFORE THE NFL

COLLEGE (BOSTON COLLEGE):

- 3-year letterman (2018-20) and 1-year starter.

CAREER: Played in 36 games with 14 starts; 89 receptions for 1,297 yards (14.6 avg.) and 9 TDs.

JUNIOR (2020): Started all 11 games; 57 receptions for 685 yards (12.0 avg.) and 5 TDs.

- 2nd-team All-American.
- 1st-team All-ACC.
- His 57 receptions led FBS tight ends and were 2nd in school history.
- His 685 receiving yards ranked 2nd among FBS tight ends.

SOPHOMORE (2019): Played in all 13 games with 3 starts; 28 receptions for 509 yards (18.2 avg.) and 2 TDs.

- 3rd-team All-ACC.

REDSHIRT FRESHMAN (2018): Played in all 12 games; 4 receptions for 103 yards (25.8 avg.) and 2 TDs.

- Redshirted in 2017.

HIGH SCHOOL (DEERFIELD ACADEMY – DEERFIELD, MASS.)

- Attended Deerfield Academy following high school graduation from Exeter HS (N.H.).

- Also played on the defensive line.

POSTGRADUATE (2016 AT DEERFIELD ACADEMY):

- 2nd-team All-Central New England.

SENIOR (2015 AT EXETER HS): 30 receptions for 508 yards (16.9 avg.) and 7 TDs; 2 TDs on special teams.

- 2nd-team all-state.
- 2nd-team
- All-conference.

OFF THE FIELD

COMMUNITY:

2021:

- Volunteered at the Miami Dolphins holiday event to spend time with and provide dinner and children's gifts for South Florida families.
- Volunteered at the Miami Dolphins Food Relief Program Thanksgiving meal distribution with Feeding South Florida to provide 1,000 meal boxes to South Florida families.

PERSONAL:

- **MAJOR:** Computer science.

HUNTER LONG'S NFL REGULAR SEASON STATS


YEAR	TEAM	GP	GS	RECEIVING					RUSHING				
				REC	YDS	AVG	LG	TD	ATT	YDS	AVG	LG	TD
2021	MIAMI	7	2	1	8	8.0	8	0	0	0	0.0	0	0
2022	MIAMI	1	0	0	0	0.0	0	0	0	0	0.0	0	0
NFL TOTALS		8	2	1	8	8.0	8	0	0	0	0.0	0	0

2021 GAME-BY-GAME STATS (MIAMI)

DATE	OPPONENT	P/S	REC	YDS	AVG	LG	TD
09/12	at New England	1/1	0	0	0.0	-	0
09/19	BUFFALO		INACTIVE				
09/26	at Las Vegas	1/0	0	0	0.0	-	0
10/03	INDIANAPOLIS		INACTIVE				
10/10	at Tampa Bay		INACTIVE				
10/17	at Jacksonville	1/0	0	0	0.0	-	0
10/24	ATLANTA		INACTIVE				
10/31	at Buffalo		INACTIVE				
11/07	HOUSTON		INACTIVE				
11/11	BALTIMORE		INACTIVE				
11/21	at N.Y. Jets		INACTIVE				
11/28	CAROLINA	1/0	0	0	0.0	-	0
12/05	N.Y. GIANTS	1/1	1	8	8.0	8	0
12/19	N.Y. JETS	1/0	0	0	0.0	-	0
12/27	at New Orleans	1/0	0	0	0.0	-	0
01/02	at Tennessee		INACTIVE				
01/09	NEW ENGLAND		INACTIVE				
2021 TOTALS		7/2	1	8	8.0	8	0

2022 GAME-BY-GAME STATS (MIAMI)

DATE	OPPONENT	P/S	REC	YDS	AVG	LG	TD
09/11	NEW ENGLAND	1/0	0	0	0.0	-	0
09/18	at Baltimore		INACTIVE				
09/25	BUFFALO						
09/29	at Cincinnati						
10/09	at N.Y. Jets						
10/16	MINNESOTA						
10/23	PITTSBURGH						
10/30	at Detroit						
11/06	at Chicago						
11/13	CLEVELAND						
11/27	HOUSTON						
12/04	at San Francisco						
12/11	at L.A. Chargers						
TBD	at Buffalo						
12/25	GREEN BAY						
01/01	at New England						
TBD	N.Y. JETS						
2022 TOTALS		1/0	0	0	0.0	-	0



4

THOMAS MORSTEAD

PUNTER // 6-4 // 225 // SMU '09

ACQUIRED: UFA, '22 (ATL.)

HOMETOWN: PEARLAND, TEXAS. // BORN: 3/8/86

NFL: 14TH SEASON // DOLPHINS: FIRST SEASON



2009



2009



2012



2014, 2015, 2016, 2017, 2018, 2019, 2020

NFL CAREER

TRANSACTIONS:

- Signed by Miami as an unrestricted free agent from Atlanta on April 8, 2022.
- Signed by Atlanta on Nov. 24, 2021.
- Released by the N.Y. Jets on Nov. 8, 2021.
- Signed by the N.Y. Jets on Sept. 15, 2021.
- Released by New Orleans on March 4, 2021.
- 5th-round pick (164th overall) by New Orleans in the 2009 NFL Draft.

CAREER HONORS:

- NFC Special Teams Player of the Month (December 2021).
- NFC Special Teams Player of the Week (at Jacksonville, 11/28/21).
- NFC Special Teams Player of the Week (vs. Tampa Bay, 9/13/20).
- NFC Special Teams Player of the Week (at Jacksonville, 10/13/19).
- NFC Special Teams Player of the Month (September 2019).
- NFC Special Teams Player of the Week (at Seattle, 9/22/19).
- 2018 PFF Special Teams Player of the Year.
- 2014 Walter Payton Man of the Year nominee.
- 2012 Pro Bowl selection.
- 2012 2nd-team All-Pro.
- NFC Special Teams Player of the Week (at Carolina, 1/3/10).
- NFC Special Teams Player of the Week (at Tampa Bay, 11/22/09).

CAREER HIGHLIGHTS:

- Played in 206 career games.
- 743 punts for 34,578 yards (46.5 avg.) and a 41.6 net average.
- 11 solo special teams tackles.
- Appeared in 15 postseason games with New Orleans.
- Won Super Bowl XLIV with New Orleans.
- Is a 7-time team captain (2014-20).

- His 41.6 career net avg. is 5th-best in NFL history:

HIGHEST CAREER NET PUNT AVERAGE (min. 250 punts)		
PLAYER (TEAM)	YRS	AVG
1. Logan Cooke (Jax.)	2018-22	43.0
2. Johnny Hekker (STL/LAR/Car.)	2012-22	42.9
3. Michael Dickson (Sea.)	2018-22	42.4
4. Cameron Johnston (Phi./Hou.)	2018-22	41.8
5. T. MORSTEAD (NO/NYJ/ATL./MIA.)	2009-22	41.6

2022 (MIAMI):

- Played in 2 games.
- 6 punts for 265 yards (44.2 avg.) and a 41.3 net average.

VS. NEW ENGLAND (9/11): 4 punts for 183 yards (45.8 avg.) and a 42.8 net average.

- Pinned 3 of his 4 punts inside the 20.
- Made his Dolphins debut.

2021 (ATLANTA/N.Y. JETS):

- Played in 7 games with Atlanta.
- 22 punts for 1,015 yards (46.1 avg.) and a 41.0 net average with Atlanta.
- Signed by Atlanta on Nov. 24.
- Released by the N.Y. Jets on Nov. 8.
- Played in 7 games with the N.Y. Jets.
- 23 punts for 1,108 yards (48.2 avg.) and a 43.0 net average with the N.Y. Jets.

AT DENVER (9/26): 6 punts for 280 yards (46.7 avg.) and a 44.0 net average.

AT CAROLINA (12/12): 2 punts for 110 yards (55.0 avg.) and a 55.0 net average.

VS. DETROIT (12/26): 2 punts for 115 yards (57.5 avg.) and a 48.0 net average.

HONORS:

- NFC Special Teams Player of the Month (December).
- NFC Special Teams Player of the Week (at Jacksonville, 11/28/21).

2020 (NEW ORLEANS):

- Played in all 16 games.
- 62 punts for 2,674 yards (43.1 avg.) and a 41.7 net average.
- Served as a team captain.

VS. TAMPA BAY (9/13): 6 punts for 264 yards (44.0 avg.) and a 44.0 net average.

- Pinned 5 punts inside the 20.

AT PHILADELPHIA (12/13): 4 punts for 211 yards

(52.8 avg.) and a 45.5 net average.

VS. KANSAS CITY (12/20): 8 punts for 378 yards (47.3 avg.) and a 49.1 net average.

POSTSEASON:

NFC WILD CARD VS. CHICAGO (1/10): 3 punts for 106 yards (35.3 avg.) and a 35.3 net average.

NFC DIVISIONAL VS. TAMPA BAY (1/17): 2 punts for 94 yards (47.0 avg.) and a 40.5 net average.

HONORS:

- NFC Special Teams Player of the Week (vs. Tampa Bay, 9/13).

2019 (NEW ORLEANS):

- Played in all 16 games.
- 60 punts for 2,770 yards (46.2 avg.) and a 43.1 net average.
- His 30 punts inside the 20 were tied for 9th in the NFL.
- His 43.1 net average ranked 5th in the NFL.
- Served as a team captain.

AT SEATTLE (9/22): 6 punts for 324 yards (54.0 avg.) and a 52.0 net average.

- Pinned 4 punts inside the 20.

AT JACKSONVILLE (10/13): 6 punts for 251 yards (41.8 avg.) and a 41.8 net average.

- Pinned 5 punts inside the 20.

AT ATLANTA (11/28): 4 punts for 194 yards (48.5 avg.) and a 48.5 net average.

POSTSEASON:

NFC WILD CARD VS. MINNESOTA (1/5): 5 punts for 229 yards (45.8 avg.) and a 42.4 net average.

HONORS:

- NFC Special Teams Player of the Week (at Chicago, 10/20).
- NFC Special Teams Player of the Month (September).
- NFC Special Teams Player of the Week (at Seattle, 9/22).

2018 (NEW ORLEANS):

- Played in all 16 games.
- 43 punts for 1,996 yards (46.4 avg.) and a 43.2 net average.
- His 43.2 net average led the NFL.
- Served as a team captain.

VS. TAMPA BAY (9/9): 3 punts for 156 yards (52.0 avg.) and a 45.7 net average.

AT ATLANTA (9/23): 4 punts for 202 yards (50.5 avg.) and a 42.5 net average.

VS. PHILADELPHIA (11/18): 2 punts for 99 yards (49.5 avg.) and a 50.5 net average.

POSTSEASON:

NFC DIVISIONAL VS. PHILADELPHIA (1/13): 3 punts for 134 yards (44.7 avg.) and a 44.7 net average.

NFC CHAMPIONSHIP VS. L.A. RAMS (1/20): 4 punts for 171 yards (42.8 avg.) and a 42.8 net average.

HONORS:

- PFF Special Teams Player of the Year.

2017 (NEW ORLEANS):

- Played in all 16 games.
- 60 punts for 2,822 yards (47.0 avg.) and a 42.2 net

average.

- His 42.2 net punting average was 6th in the NFL.
- Served as a team captain.

AT MINNESOTA (9/11): 3 punts for 171 yards (57.0 avg.) and a 53.3 net average.

AT L.A. RAMS (11/26): 7 punts for 371 yards (53.0 avg.) and a 44.6 net average.

- Pinned 2 punts inside the 20.

AT TAMPA BAY (12/31): 4 punts for 185 yards (46.3 avg.) and a 46.3 net average.

- Pinned 3 punts inside the 20.

POSTSEASON:

NFC WILD CARD VS. CAROLINA (1/7): 4 punts for 183 yards (45.8 avg.) and a 43.0 net average.

NFC DIVISIONAL AT MINNESOTA (1/14): 4 punts for 192 yards (48.0 avg.) and a 38.3 net average.

2016 (NEW ORLEANS):

- Played in all 16 games.
- 57 punts for 2,751 yards (48.3 avg.) and a 42.4 net average.
- 1 solo special teams tackle.
- His 42.4 net punting average was 5th in the NFL.
- Served as a team captain.

AT SAN DIEGO (10/2): 5 punts for 256 yards (51.2 avg.) and a 45.2 net average.

AT KANSAS CITY (10/23): 4 punts for 193 yards (48.3 avg.) and a 48.3 net average.

- Pinned 4 punts inside the 20.

AT TAMPA BAY (12/11): 4 punts for 205 yards (51.3 avg.) and a 47.5 net average.

2015 (NEW ORLEANS):

- Played in 14 games.
- Inactive for 2 games.
- 56 punts for 2,551 yards (45.6 avg.) and a 40.7 net average.
- 1 solo special teams tackle.
- Served as a team captain.

AT CAROLINA (9/27): 2 punts for 92 yards (46.0 avg.) and a 46.0 net average.

- Pinned both of his punts inside the 20.

AT INDIANAPOLIS (10/25): 10 punts for 487 yards (48.7 avg.) and a 42.9 net average.

- Pinned 5 punts inside the 20.

AT ATLANTA (1/3): 2 punts for 105 yards (52.5 avg.) and a 52.5 net average.

2014 (NEW ORLEANS):

- Played in all 16 games.
- 58 punts for 2,690 yards (46.4 avg.) and a 42.9 net average.
- His 42.9 net punting average was 2nd in the NFL.
- Served as a team captain.

AT ATLANTA (9/7): 2 punts for 101 yards (50.5 avg.) and a 50.0 net average.

- Pinned both of his punts inside the 20.

VS. BALTIMORE (11/24): 3 punts for 146 yards (48.7 avg.) and a 48.7 net average.

VS. ATLANTA (12/21): 4 punts for 200 yards (50.0 avg.) and a 49.5 net average.

HONORS:

- Walter Payton Man of the Year nominee.

2013 (NEW ORLEANS):

- Played in all 16 games.
- 61 punts for 2,859 yards (46.9 avg.) and a 42.3 net average.
- 2 solo special teams tackles.
- His 42.3 net average ranked 3rd in the NFL.

AT TAMPA BAY (9/15): 4 punts for 175 yards (43.8 avg.) and a 43.8 net average.

- Pinned all 4 of his punts inside the 20.

VS. MIAMI (9/30): 3 punts for 142 yards (47.3 avg.) and a 45.7 net average.

AT ST. LOUIS (12/15): 2 punts for 107 yards (53.5 avg.) and a 50.0 net average.

POSTSEASON:

NFC WILD CARD AT PHILADELPHIA (1/4): 3 punts for 105 yards (35.0 avg.) and a 25.3 net average.

NFC DIVISIONAL AT SEATTLE (1/11): 4 punts for 155 yards (38.8 avg.) and a 37.5 net average.

2012 (NEW ORLEANS):

- Played in all 16 games.
- 74 punts for 3,707 yards (50.1 avg.) and a 43.2 net average.
- 3 solo special teams tackles.
- His 43.2 net average ranked 2nd in the NFL.

VS. WASHINGTON (9/9): 5 punts for 278 yards (55.6 avg.) and a 48.8 net average.

AT DENVER (10/28): 8 punts for 413 yards (51.6 avg.) and a 46.3 net average.

- Pinned 4 punts inside the 20.

VS. ATLANTA (11/11): 5 punts for 250 yards (50.0 avg.) and a 48.2 net average.

PRO BOWL:

- Selected to start the Pro Bowl for the 1st time in his career.

HONORS:

- 2nd-team All-Pro.

2011 (NEW ORLEANS):

- Played in all 16 games.
- 46 punts for 2,224 yards (48.3 avg.) and a 43.1 net average.
- His 43.1 net average ranked 2nd in the NFL.

VS. CHICAGO (9/18): 5 punts for 229 yards (45.8 avg.) and a 46.6 net average.

AT TAMPA BAY (10/16): 4 punts for 220 yards (55.0 avg.) and a 49.0 net average.

AT TENNESSEE (12/11): 5 punts for 249 yards (49.8 avg.) and a 43.0 net average.

POSTSEASON:

NFC WILD CARD VS. DETROIT (1/7): Played but did not record any stats.

NFC DIVISIONAL AT SAN FRANCISCO (1/14): 5 punts for 227 yards (45.4 avg.) and a 39.6 net average.

2010 (NEW ORLEANS):

- Played in all 16 games.
- 57 punts for 2,618 yards (45.9 avg.) and a 38.4 net average.
- 1 solo special teams tackle.

VS. MINNESOTA (9/9): 5 punts for 216 yards (43.2

avg.) and a 42.8 net average.

AT SAN FRANCISCO (9/20): 6 punts for 280 yards (46.7 avg.) and a 41.8 net average.

- Pinned 4 punts inside the 20.

AT DALLAS (11/25): 2 punts for 120 yards (60.0 avg.) and a 53.5 net average.

POSTSEASON:

NFC WILD CARD AT SEATTLE (1/8): 4 punts for 191 yards (47.8 avg.) and a 44.8 net average.

2009 (NEW ORLEANS):

- Played in all 16 games.
- 58 punts for 2,528 yards (43.6 avg.) and a 36.0 net average.

VS. DETROIT (9/13): 2 punts for 96 yards (48.0 avg.) and a 20.5 net average.

- Made his NFL debut.

AT TAMPA BAY (11/22): 4 punts for 195 yards (48.8 avg.) and a 46.0 net average.

AT CAROLINA (1/3): 9 punts for 417 yards (46.3 avg.) and a 42.3 net average.

- Pinned 7 punts inside the 20.

POSTSEASON:

NFC DIVISIONAL VS. ARIZONA (1/16): 4 punts for 171 yards (42.8 avg.) and a 37.8 net average.

NFC CHAMPIONSHIP VS. MINNESOTA (1/24): 7 punts for 359 yards (51.3 avg.) and a 49.1 net average.

- Pinned 4 punts inside the 20.

SUPER BOWL XLIV AT INDIANAPOLIS (2/7): 2 punts for 88 yards (44.0 avg.) and a 44.0 net average.

- Successfully executed an onside kick at the start of the 2nd half that was recovered by New Orleans and led to a TD.

HONORS:

- NFC Special Teams Player of the Week (at Tampa Bay, 11/22).
- NFC Special Teams Player of the Week (at Carolina, 1/3).

BEFORE THE NFL

COLLEGE (SOUTHERN METHODIST):

- 4-year letterman (2005-08).

CAREER: Played in 36 games; 166 punts for 7,201 yards (43.4 avg.); 37-for-53 (69.8 pct.) field goals and 106-of-108 PATs (98.1 pct.).

- His 217 career points were 5th in school history.

SENIOR (2008): Played in all 12 games; 59 punts for 2,465 yards (41.8 avg.); 11-of-15 (73.3 pct.) field goals and 29-of-30 (96.7 pct.) PATs.

- Honorable mention All-CUSA.

JUNIOR (2007): Played in all 12 games; 57 punts for 2,545 yards (44.6 avg.); 13-of-20 (65.0 pct.) field goals and 43-of-43 (100 pct.) PATs.

- 1st-team All-CUSA.

SOPHOMORE (2006): Played in all 12 games; 50 punts for 2,191 yards (43.8 avg.); 13-of-18 (72.2 pct.) and 34-of-35 (97.1 pct.) PATs.

REDSHIRT FRESHMAN (2005): Did not play.

- Redshirted in 2004.

HIGH SCHOOL (PEARLAND HIGH SCHOOL - PEARLAND, TEXAS)

- Also lettered in soccer.
- SENIOR (2005):**
- 2nd-team all-district

- Brazoria County Special Teams MVP

OFF THE FIELD

PERSONAL:

- **MAJOR:** Mechanical engineering with a specialization in biomedical.

THOMAS MORSTEAD'S NFL REGULAR SEASON STATS

YEAR	TEAM	GP	PUNT	YDS	AVG	LG	OPP RET YDS	NET AVG	TB	IN 20
2009	NEW ORLEANS	16	58	2528	43.6	60	358	36.0	4	18
2010	NEW ORLEANS	16	57	2618	45.9	64	310	38.4	6	21
2011	NEW ORLEANS	16	46	2224	48.3	64	118	43.1	4	13
2012	NEW ORLEANS	16	74	3707	50.1	70	391	43.2	6	20
2013	NEW ORLEANS	16	61	2859	46.9	61	180	42.3	5	25
2014	NEW ORLEANS	16	58	2690	46.4	63	99	42.9	5	19
2015	NEW ORLEANS	14	56	2551	45.6	58	194	40.7	4	20
2016	NEW ORLEANS	16	57	2751	48.3	66	237	42.4	5	22
2017	NEW ORLEANS	16	60	2822	47.0	68	249	42.2	2	26
2018	NEW ORLEANS	16	43	1996	46.4	60	60	43.2	4	15
2019	NEW ORLEANS	16	60	2770	46.2	64	166	43.1	1	29
2020	NEW ORLEANS	16	62	2674	43.1	58	46	41.7	2	23
2021	N.Y. JETS	7	23	1108	48.2	59	119	43.0	0	7
	ATLANTA	7	22	1015	46.1	64	72	41.0	2	11
2022	MIAMI	2	6	265	44.2	58	17	41.3	0	4
NFL TOTALS		206	743	34578	46.5	70	2616	41.6	50	273

THOMAS MORSTEAD'S NFL PLAYOFF STATS

YEAR	TEAM	GP	PUNT	YDS	AVG	LG	OPP RET YDS	NET AVG	TB	IN 20
2009	NEW ORLEANS	3	13	618	47.5	66	15	44.8	1	6
2010	NEW ORLEANS	1	4	191	47.8	55	12	44.8	0	0
2011	NEW ORLEANS	2	5	227	45.4	60	29	39.6	0	2
2013	NEW ORLEANS	2	7	260	37.1	55	34	32.3	0	3
2017	NEW ORLEANS	2	8	375	46.9	57	30	40.6	1	2
2018	NEW ORLEANS	2	7	305	43.6	50	0	43.6	0	2
2019	NEW ORLEANS	1	5	229	45.8	50	17	42.4	0	1
2020	NEW ORLEANS	2	5	200	40.0	55	13	37.4	0	3
PLAYOFF TOTALS		15	54	2405	44.5	66	150	41.0	2	19

ADDITIONAL STATS

Special Teams Tackles: (New Orleans) 1 in 2009, 1 in 2010, 3 in 2012, 2 in 2013, 2 in 2014, 1 in 2015, 1 in 2016 for total of 11 (P-1).

Successful Onside Kicks: (New Orleans) 1 in 2013 (P-1).

SINGLE-GAME CAREER HIGHS

Punts: 10 at Indianapolis, 10/25/15
Punt Yards: 487 at Indianapolis, 10/25/15
Punts Inside the 20: 7 at Carolina, 1/3/10
Longest Punt: 70 vs. Kansas City, 9/23/12



NFL CAREER

TRANSACTIONS:

- Signed by Miami as an unrestricted free agent from San Francisco on March 17, 2022.
- Signed to San Francisco's active roster on Dec. 31, 2016.
- Signed to San Francisco's practice squad on Nov. 28, 2016.
- Released from Chicago's practice squad on Oct. 21, 2016.
- Signed to Chicago's practice squad on Oct. 4, 2016.
- Waived by Chicago on Oct. 3, 2016.
- Signed to Chicago's active roster on Sept. 21, 2016.
- Signed to Chicago's practice squad on Sept. 13, 2016.
- Released from the N.Y. Jets' practice squad on Sept. 12, 2016.
- Signed to the N.Y. Jets' practice squad on Sept. 6, 2016.
- Waived by Cleveland on Sept. 4, 2016.
- Awarded off waivers to Cleveland on Dec. 16, 2015.
- Waived by Baltimore on Dec. 15, 2015.
- Awarded off waivers to Baltimore on Oct. 14, 2015.
- Waived by Miami on Oct. 13, 2015.
- Signed by Miami off Philadelphia's practice squad on Sept. 15, 2015.
- Signed to Philadelphia's practice squad on Sept. 6, 2015.
- Waived by Philadelphia on Sept. 5, 2015.
- Signed by Philadelphia as an undrafted college free agent on May 2, 2015.

CAREER HIGHLIGHTS:

- Played in 61 career games with 10 starts.
- 300 carries for 1,677 yards (5.6 avg.) and 11 TDs.
- 40 receptions for 405 yards (10.1 avg.) and 3 TDs.
- 27 kickoff returns for 664 yards (24.6 avg.).
- 26 special teams tackles (23 solo).
- His 5.59 career rushing average is the best by a running back in NFL history (min. 250 attempts):

HIGHEST CAREER RUSHING AVERAGE

(RBs only; min. 250 att.)

PLAYER	YRS	ATT	YDS	AVG
1. RAHEEM MOSTERT	2015-22	300	1,677	5.59
2. Rashaad Penny	2018-22	298	1,647	5.53
3. Bo Jackson	1987-90	515	2,782	5.40
4. Hokie Gajan	1982-85	252	1,358	5.39
5. Jamaal Charles	2008-18	1,407	7,563	5.38

- His 220 rushing yards in the 2019 NFL Championship (1/19/20) vs. Green Bay were the 2nd-most rushing yards and rushing TDs in a playoff game in NFL history:

MOST RUSHING YARDS IN A PLAYOFF GAME

PLAYER	TM	DATE, OPP	ATT	YDS
1. Eric Dickerson	LAR	1/4/86, Dal.	34	248
2. RAHEEM MOSTERT	SF	1/19/20, GB	29	220
3. Lamar Smith	Mia.	12/30/00, Ind.	40	209
4. Keith Lincoln	SD	1/5/64, Bos.	13	206
5. Timmy Smith	Was.	1/31/88, Den.	22	204

2022 (MIAMI):

- Played in 2 games with 1 start.
- 16 carries for 67 yards (4.2 avg.).
- 4 receptions for 44 yards (11.0 avg.).
- 1 kickoff return for 16 yards (16.0 avg.).

AT BALTIMORE (9/18): 11 carries for 51 yards (4.6 avg.); 3 receptions for 28 yards (9.3 avg.).

2021 (SAN FRANCISCO):

- Played in 1 game.
- Missed 16 games after being placed on injured reserve on Sept. 13.
- 2 carries for 20 yards (10.0 avg.).

AT DETROIT (9/12): 2 carries for 20 yards (10.0 avg.).

2020 (SAN FRANCISCO):

- Started 8 games.
- Inactive for 2 games.
- Missed 6 games with 2 stints on injured reserve.
- 104 carries for 521 yards (5.0 avg.) and 2 TDs.
- 16 receptions for 156 yards (9.8 avg.) and 1 TD.

VS. ARIZONA (9/13): 15 carries for 56 yards (3.7 avg.); 4 receptions for 95 yards (23.8 avg.) and 1 TD.

- Caught a 76-yard TD pass from QB Jimmy Garoppolo to give San Francisco a 10-0 lead in the 1st quarter.

AT N. Y. JETS (9/20): 8 carries for 92 yards (11.5 avg.) and 1 TD; 2 receptions for 15 yards (7.5 avg.).

- Scored on an 80-yard TD run on the first offensive play of the game.

VS. MIAMI (10/11): 11 carries for 90 yards (8.2 avg.); 3 receptions for 29 yards (9.7 avg.).

2019 (SAN FRANCISCO):

- Played in all 16 games.
- 137 carries for 772 yards (5.6 avg.) and 8 TDs.
- 14 receptions for 180 yards (12.9 avg.) and 2 TDs.
- 0 kickoff returns for -19 yards.
- 11 special teams tackles (8 solo).

AT CINCINNATI (9/15): 13 carries for 83 yards (6.4 avg.); 3 receptions for 68 yards (22.7 avg.) and 1 TD; 1 solo special teams tackle.

- Caught a 39-yard TD pass from QB Jimmy Garoppolo to give San Francisco a 14-7 lead in the 1st quarter.

AT BALTIMORE (12/1): 19 carries for 146 yards (7.7 avg.) and 1 TD; 2 receptions for 8 yards (4.0 avg.).

- Scored on a 40-yard TD run in the 2nd quarter to tie the game at 14-14.

AT SEATTLE (12/29): 10 carries for 57 yards (5.7 avg.) and 2 TDs; 1 reception for 16 yards; 2 solo special teams tackles.

- Scored on a 2-yard TD run to extend San Francisco's lead to 19-7 in the 3rd quarter.
- Scored on a 13-yard TD run in the 4th quarter to extend San Francisco's lead to 26-14.

POSTSEASON:

NFC DIVISIONAL VS. MINNESOTA (1/11): 12 carries for 58 yards; 1 solo special teams tackle.

NFC CHAMPIONSHIP VS. GREEN BAY (1/19): 29 carries for 220 yards (7.6 avg.) and 4 TDs; 2 receptions for 6 yards (3.0 avg.).

- Scored on a 36-yard TD run to give San Francisco a 7-0 lead in the 1st quarter.
- Scored on a 9-yard TD run in the 2nd quarter to give San Francisco a 17-0 lead.
- Scored on an 18-yard TD run to give San Francisco a 27-0 lead in the 2nd quarter.
- Scored on a 22-yard TD run to extend San Francisco's lead in the 3rd quarter to 34-7.
- His 220 rushing yards were the 2nd-most rushing yards and rushing TDs in a playoff game in NFL history.

SUPER BOWL LIV VS. KANSAS CITY (2/2): 12 carries for 58 yards (4.8 avg.) and 1 TD; 1 reception for 2 yards.

- Scored on a 1-yard TD run to give San Francisco a 20-10 lead in the 3rd quarter.

2018 (SAN FRANCISCO):

- Played in all 9 games.
- Missed 7 games after being placed on injured reserve on Nov. 2.
- 34 carries for 261 yards (7.7 avg.) and 1 TD.
- 6 receptions for 25 yards (4.2 avg.).
- 6 solo special teams tackles.

AT GREEN BAY (10/15): 12 carries for 87 yards (7.3 avg.).

VS. L.A. RAMS (10/21): 7 carries for 59 yards (8.4 avg.); 4 receptions for 19 yards (4.8 avg.); 1 solo special teams tackle.

VS. OAKLAND (11/1): 7 carries for 86 yards (12.3 avg.) and 1 TD.

- Scored on a 52-yard TD run to give San Francisco a 31-3 lead in the 3rd quarter.

2017 (SAN FRANCISCO):

- Played in 11 games.
- 6 carries for 30 yards (5.0 avg.).
- 5 kickoff returns for 83 yards (16.6 avg.).
- Missed the rest of the season after being placed on injured reserve on Nov. 29.
- 8 solo special teams tackles.

VS. L.A. RAMS (9/21): 4 carries for 11 yards (2.8 avg.); 1 kickoff return for 20 yards; 1 solo special teams tackle.

AT ARIZONA (10/1): 2 solo special teams tackles.

AT WASHINGTON (10/15): 1 carry for 16 yards; 2 solo special teams tackles.

2016 (N.Y. JETS/CHICAGO/SAN FRANCISCO):

- Played in 1 game with San Francisco.
- Spent 4 games on San Francisco's practice squad.
- 1 carry for 6 yards with San Francisco.
- 2 kickoff returns for 35 yards (17.5 avg.).
- 0 punt returns for 33 yards.
- Played in 2 games with Chicago.
- Spent 4 games on Chicago's practice squad.
- Spent the offseason and training camp with Cleveland.
- Spent 1 game on the N.Y. Jets' practice squad.

VS. SEATTLE (1/1): 1 carry for 6 yards; 2 punt returns for 35 yards (17.5 avg.); 0 punt returns for 33 yards.

- Caught a lateral off a punt return from WR Jeremy Kerley and returned it 33 yards.

2015 (MIAMI/BALTIMORE/CLEVELAND/PHILADELPHIA):

- Played in 3 games with Cleveland.
- Played in 7 games with Baltimore.
- Inactive for 1 game with Baltimore.
- 1 solo special teams tackle with Baltimore.
- Played 1 game with Miami.
- Inactive for 2 games with Miami.
- Spent 1 game on Philadelphia's practice squad.
- Spent the offseason and training camp with Philadelphia.

VS. JACKSONVILLE (11/15): 1 solo special teams tackle; 1 kickoff return for 50 yards.

BEFORE THE NFL

COLLEGE (PURDUE):

- 4-year starter (2011-14).
- Also competed in track & field.
- 2014 60-meter dash and 200-meter dash Big Ten Indoor Champion.
- 2014 4x100-meter relay and 100-meter dash Big Ten Champion.
- 2014 Indoor Track and Field Honorable Mention All-America.

CAREER: Played in 44 games with 6 starts; 136 carries for 759 yards (5.6 avg.) and 6 TDs; 19 receptions for 122 yards (6.4 avg.); 88 kickoff returns for 2,289 yards (26.0 avg.) and 2 TDs.

SENIOR (2014): Played in all 12 games with 5 starts; 93 carries for 529 yards (5.7 avg.) and 3 TDs; 18 receptions for 116 yards (6.4 avg.); 34 kickoff returns for 731 yards (21.5 avg.).

JUNIOR (2013): Played in all 12 games with 1 start; 11 carries for 37 yards (3.4 avg.); 1 reception for 6 yards; 11 kickoff returns for 258 yards (23.5 avg.) and 1 TD.

- Switched positions from wide receiver to running back in 2013 camp.

SOPHOMORE (2012): Played 8 games; 16 carries for 85 yards (5.3 avg.) and 1 TD; 18 kickoff returns for 463 yards (25.7 avg.).

TRUE FRESHMAN (2011): Played in all 12 games; 16 carries for 108 yards (6.8 avg.) and 2 TDs; 25 kickoff returns for 837 yards (33.5 avg.) and 1 TD.

- His 33.5 kickoff return average led all of the FBS.

HIGH SCHOOL (NEW SMYRNA BEACH HS – NEW SMYRNA BEACH, FLA.)

- Also lettered in track and won the state title in the 300-meter hurdles.

SENIOR (2010): 39 receptions for 723 yards (18.5 avg.) and 4 TDs; 81 tackles.

OFF THE FIELD

PERSONAL:

- **PRONUNCIATION:** Last name is pronounced MOZE-tert.
- **MAJOR:** Organizational leadership and supervision with a minor in film studies and a certificate of entrepreneurship.

RAHEEM MOSTERT'S NFL REGULAR SEASON STATS

YEAR	TEAM	GP	GS	RUSHING					RECEIVING				
				ATT	YDS	AVG	LG	TD	REC	YDS	AVG	LG	TD
2015	MIAMI	1	0	0	0	0.0	-	0	0	0	0.0	-	0
	BALTIMORE	7	0	0	0	0.0	-	0	0	0	0.0	-	0
	CLEVELAND	3	0	0	0	0.0	-	0	0	0	0.0	-	0
2016	CHICAGO	2	0	0	0	0.0	-	0	0	0	0.0	-	0
	SAN FRANCISCO	1	0	1	6	6.0	6	0	0	0	0.0	-	0
2017	SAN FRANCISCO	11	0	6	30	5.0	16	0	0	0	0.0	0	0
2018	SAN FRANCISCO	9	0	34	261	7.7	52t	1	6	25	4.2	23	0
2019	SAN FRANCISCO	16	0	137	772	5.6	41t	8	14	180	12.9	39t	2
2020	SAN FRANCISCO	8	8	104	521	5.0	80t	2	16	156	9.8	76t	1
2021	SAN FRANCISCO	1	1	2	20	10.0	11	0	0	0	0.0	0	0
2022	MIAMI	2	1	16	67	4.2	11	0	4	44	11.0	16	0
NFL TOTALS		61	10	300	1677	5.6	80t	11	40	405	10.1	76t	3

RAHEEM MOSTERT'S NFL REGULAR SEASON RETURNING STATS

YEAR	TEAM	KICKOFF RETURN					PUNT RETURN					
		KR	YDS	AVG	LG	TD	PR	FC	YDS	AVG	LG	TD
2015	MIAMI	2	57	28.5	32	0	0	0	0	0.0	-	0
	BALTIMORE	5	164	32.8	50	0	0	0	0	0.0	-	0
	CLEVELAND	12	309	25.8	53	0	0	0	0	0.0	-	0
2016	CHICAGO	0	0	0.0	-	0	0	0	0	0.0	-	0
	SAN FRANCISCO	2	35	17.5	26	0	0	0	33	0.0	33	0
2017	SAN FRANCISCO	5	83	16.6	21	0	0	0	0	0.0	-	0
2018	SAN FRANCISCO	0	0	0.0	-	0	0	0	0	0.0	-	0
2019	SAN FRANCISCO	0	0	0.0	-	0	0	0	0	0.0	-	0
2020	SAN FRANCISCO	0	0	0.0	-	0	0	0	0	0.0	-	0
2021	SAN FRANCISCO	0	0	0.0	-	0	0	0	0	0.0	-	0
2022	MIAMI	1	16	16.0	16	0	0	0	0	0.0	-	0
NFL TOTALS		27	664	24.6	53	0	0	0	33	0.0	33	0

RAHEEM MOSTERT'S NFL PLAYOFF STATS

YEAR	TEAM	GP	GS	RUSHING					RECEIVING				
				ATT	YDS	AVG	LG	TD	REC	YDS	AVG	LG	TD
2019	SAN FRANCISCO	3	0	53	336	6.3	36t	5	3	8	2.7	10	0
PLAYOFF TOTALS		3	0	53	336	6.3	36t	5	3	8	2.7	10	0

RAHEEM MOSTERT'S NFL PLAYOFF RETURNING STATS

YEAR	TEAM	KICKOFF RETURN					PUNT RETURN					
		KR	YDS	AVG	LG	TD	PR	FC	YDS	AVG	LG	TD
2019	SAN FRANCISCO	0	0	0.0	-	0	0	0	0	0.0	-	0
PLAYOFF TOTALS		0	0	0.0	-	0	0	0	0	0.0	-	0

ADDITIONAL STATS

Special Teams Tackles: (Baltimore) 1 in 2015, (San Francisco) 8 in 2017, 6 in 2018, 11 in 2019 for total of 26 (P-1).

Miscellaneous Fumble Recoveries: (San Francisco) 2 in 2019.

SINGLE-GAME CAREER HIGHS

Rushes:	29	vs. Green Bay, 1/19/20*
Rushing Yards:	220	vs. Green Bay, 1/19/20*
Longest Rush:	80t	at N.Y. Jets, 9/20/20
Rushing TDs:	4	vs. Green Bay, 1/19/20*
Receptions:	4	Twice, last: vs. Arizona, 9/13/20
Receiving Yards:	95	vs. Arizona, 9/13/20
Longest Reception:	76t	vs. Arizona, 9/13/20
Receiving TDs:	1	3 times, last: vs. Arizona, 9/13/20
Kickoff Returns:	5	Twice, last: vs. Pittsburgh, 1/3/16
Kickoff Return Yards:	159	at Seattle, 12/20/15
Longest Kickoff Return:	53	at Seattle, 12/20/15

* NFC Championship

2015 GAME-BY-GAME STATS (MIAMI/BALTIMORE/ CLEVELAND)

DATE	OPPONENT	P/S	REC	YDS	AVG	LG	TD
09/13	at Washington		NOT ON ROSTER				
09/20	at Jacksonville	1/0	0	0	0.0	-	0
09/27	BUFFALO		INACTIVE				
10/04	N.Y. JETS		INACTIVE				
MIAMI TOTALS		1/0	0	0	0.0	-	0
10/18	at San Francisco		INACTIVE				
10/26	at Arizona	1/0	0	0	0.0	-	0
11/01	SAN DIEGO	1/0	0	0	0.0	-	0
11/15	JACKSONVILLE	1/0	0	0	0.0	-	0
11/22	ST. LOUIS	1/0	0	0	0.0	-	0
11/30	at Cleveland	1/0	0	0	0.0	-	0
12/06	at Miami	1/0	0	0	0.0	-	0
12/13	SEATTLE	1/0	0	0	0.0	-	0
BALTIMORE TOTALS		7/0	0	0	0.0	0	0
12/20	at Seattle	1/0	0	0	0.0	-	0
12/27	at Kansas City	1/0	0	0	0.0	-	0
01/03	PITTSBURGH	1/0	0	0	0.0	-	0
CLEVELAND TOTALS		3/0	0	0	0.0	0	0
2015 TOTALS		11/0	0	0	0.0	-	0

2016 GAME-BY-GAME STATS (CHICAGO/SAN FRANCISCO)

DATE	OPPONENT	P/S	REC	YDS	AVG	LG	TD
09/11	at Houston		NOT ON ROSTER				
09/19	PHILADELPHIA		PRACTICE SQUAD				
09/25	at Dallas	1/0	0	0	0.0	-	0
10/02	DETROIT	1/0	0	0	0.0	-	0
10/09	at Indianapolis		PRACTICE SQUAD				
10/16	JACKSONVILLE		PRACTICE SQUAD				
10/20	at Green Bay		PRACTICE SQUAD				
CHICAGO TOTALS		3/0	0	0	0.0	-	0
12/04	at Chicago		PRACTICE SQUAD				
12/11	N.Y. JETS		PRACTICE SQUAD				
12/18	at Atlanta		PRACTICE SQUAD				
12/24	at L.A. Rams		PRACTICE SQUAD				
01/01	SEATTLE	1/0	1	6	6.0	6	0
SAN FRANCISCO TOTALS		1/0	1	6	6.0	6	0
2016 TOTALS		4/0	1	6	6.0	6	0

2017 GAME-BY-GAME STATS (SAN FRANCISCO)

DATE	OPPONENT	P/S	ATT	YDS	AVG	LG	TD
09/10	CAROLINA	1/0	0	0	0.0	-	0
09/17	at Seattle	1/0	0	0	0.0	-	0
09/21	L.A. RAMS	1/0	4	11	2.8	7	0
10/01	at Arizona	1/0	0	0	0.0	-	0
10/08	at Indianapolis	1/0	1	3	3.0	3	0
10/15	at Washington	1/0	1	16	16.0	16	0
10/22	DALLAS	1/0	0	0	0.0	-	0
10/29	at Philadelphia	1/0	0	0	0.0	-	0
11/05	ARIZONA	1/0	0	0	0.0	-	0
11/12	N.Y. GIANTS	1/0	0	0	0.0	-	0
11/26	SEATTLE	1/0	0	0	0.0	-	0
12/03	at Chicago		INJURED RESERVE				
12/10	at Houston		INJURED RESERVE				
12/17	TENNESSEE		INJURED RESERVE				
12/24	JACKSONVILLE		INJURED RESERVE				
12/31	at L.A. Rams		INJURED RESERVE				
2017 TOTALS		11/0	6	30	5.0	16	0

2018 GAME-BY-GAME STATS (SAN FRANCISCO)

DATE	OPPONENT	P/S	ATT	YDS	AVG	LG	TD
09/09	at Minnesota	1/0	0	0	0.0	-	0
09/16	DETROIT	1/0	0	0	0.0	-	0
09/23	at Kansas City	1/0	1	0	0.0	0	0
09/30	at L.A. Chargers	1/0	0	0	0.0	-	0
10/07	ARIZONA	1/0	5	11	2.2	12	0
10/15	at Green Bay	1/0	12	87	7.3	26	0
10/21	L.A. RAMS	1/0	7	59	8.4	16	0
10/28	at Arizona	1/0	2	18	9.0	14	0
11/01	OAKLAND	1/0	7	86	12.3	52t	1
11/12	N.Y. GIANTS		INJURED RESERVE				
11/25	at Tampa Bay		INJURED RESERVE				
12/02	at Seattle		INJURED RESERVE				
12/09	DENVER		INJURED RESERVE				
12/16	SEATTLE		INJURED RESERVE				
12/23	CHICAGO		INJURED RESERVE				
12/30	at L.A. Rams		INJURED RESERVE				
2018 TOTALS		9/0	34	261	7.7	52t	1

2019 GAME-BY-GAME STATS (SAN FRANCISCO)

DATE	OPPONENT	P/S	ATT	YDS	AVG	LG	TD
09/08	at Tampa Bay	1/0	9	40	4.4	18	0
09/15	at Cincinnati	1/0	13	83	6.4	20	0
09/22	PITTSBURGH	1/0	12	79	6.6	19	0
10/07	CLEVELAND	1/0	7	34	4.9	8	0
10/13	at L.A. Rams	1/0	4	13	3.3	8	0
10/20	at Washington	1/0	0	0	0.0	-	0
10/27	CAROLINA	1/0	9	60	6.7	41t	1
10/31	at Arizona	1/0	1	-2	-2.0	-2	0
11/11	SEATTLE	1/0	6	28	4.7	8	0
11/17	ARIZONA	1/0	6	13	2.2	6	0
11/24	GREEN BAY	1/0	6	45	7.5	15t	1
12/01	at Baltimore	1/0	19	146	7.7	40t	1
12/08	at New Orleans	1/0	10	69	6.9	19	1
12/15	ATLANTA	1/0	14	54	3.9	8	1
12/21	L.A. RAMS	1/0	11	53	4.8	16t	1
12/29	at Seattle	1/0	10	57	5.7	17	2
2019 TOTALS		16/0	137	772	5.6	41t	8

DATE	OPPONENT	P/S	ATT	YDS	AVG	LG	TD
01/11	MINNESOTA	1/0	12	58	4.8	10	0
01/19	GREEN BAY	1/0	29	220	7.6	36t	4
02/02	at Kansas City	1/0	12	58	4.8	17	1
PLAYOFF TOTALS		3/0	53	336	6.3	36t	5

* NFC Divisional game

** NFC Championship

*** Super Bowl LV

2020 GAME-BY-GAME STATS (SAN FRANCISCO)

DATE	OPPONENT	P/S	ATT	YDS	AVG	LG	TD
09/13	ARIZONA	1/1	15	56	3.7	14	0
09/20	at N.Y. Jets	1/1	8	92	11.5	80t	1
09/27	at N.Y. Giants						INACTIVE
10/04	PHILADELPHIA						INACTIVE
10/11	MIAMI	1/1	11	90	8.2	37	0
10/18	L.A. RAMS	1/1	17	65	3.8	15	0
10/25	at New England						INJURED RESERVE
11/01	at Seattle						INJURED RESERVE
11/05	GREEN BAY						INJURED RESERVE
11/15	at New Orleans						INJURED RESERVE
11/29	at L.A. Rams	1/1	16	43	2.7	10	1
12/07	BUFFALO	1/1	9	42	4.7	16	0
12/13	WASHINGTON	1/1	14	65	4.6	14	0
12/20	at Dallas	1/1	14	68	4.9	17	0
12/26	at Arizona						INJURED RESERVE
01/03	SEATTLE						INJURED RESERVE
2020 TOTALS		8/8	104	521	5.0	80t	2

2021 GAME-BY-GAME STATS (SAN FRANCISCO)

DATE	OPPONENT	P/S	ATT	YDS	AVG	LG	TD
09/12	at Detroit	1/1	2	20	10.0	11	0
09/19	at Philadelphia						INJURED RESERVE
09/26	GREEN BAY						INJURED RESERVE
10/03	SEATTLE						INJURED RESERVE
10/10	at Arizona						INJURED RESERVE
10/24	INDIANAPOLIS						INJURED RESERVE
10/31	at Chicago						INJURED RESERVE
11/07	ARIZONA						INJURED RESERVE
11/15	L.A. RAMS						INJURED RESERVE
11/21	at Jacksonville						INJURED RESERVE
11/28	MINNESOTA						INJURED RESERVE
12/05	at Seattle						INJURED RESERVE
12/12	at Cincinnati						INJURED RESERVE
12/19	ATLANTA						INJURED RESERVE
12/23	at Tennessee						INJURED RESERVE
01/02	HOUSTON						INJURED RESERVE
01/09	at L.A. Rams						INJURED RESERVE
2021 TOTALS		1/1	2	20	10.0	11	0

DATE	OPPONENT	P/S	ATT	YDS	AVG	LG	TD
01/16	at Dallas*						INJURED RESERVE
01/22	at Green Bay**						INJURED RESERVE
01/30	at L.A. Rams***						INJURED RESERVE
PLAYOFF TOTALS		0/0	0	0	0.0	-	0


* NFC Wild Card game

** NFC Divisional game

*** NFC Championship

2022 GAME-BY-GAME STATS (MIAMI)

DATE	OPPONENT	P/S	ATT	YDS	AVG	LG	TD
09/11	NEW ENGLAND	1/0	5	16	3.2	11	0
09/18	at Baltimore	1/1	11	51	4.6	11	0
09/25	BUFFALO						
09/29	at Cincinnati						
10/09	at N.Y. Jets						
10/16	MINNESOTA						
10/23	PITTSBURGH						
10/30	at Detroit						
11/06	at Chicago						
11/13	CLEVELAND						
11/27	HOUSTON						
12/04	at San Francisco						
12/11	at L.A. Chargers						
TBD	at Buffalo						
12/25	GREEN BAY						
01/01	at New England						
TBD	N.Y. JETS						
2022 TOTALS		2/1	16	67	4.2	11	0



40 NIK NEEDHAM

CORNERBACK // 6-1 // 196 // UTEP '19
 ACQUIRED: FA, '19
 HOMETOWN: BUENA PARK, CALIF. // BORN: 11/4/96
 NFL: FOURTH SEASON // DOLPHINS: FOURTH SEASON

NFL CAREER

TRANSACTIONS:

- Signed to Miami's active roster on Oct. 12, 2019.
- Signed to Miami's practice squad on Sept. 1, 2019.
- Waived by Miami on Aug. 31, 2019.
- Signed by Miami as an undrafted college free agent on May 9, 2019.

CAREER HIGHLIGHTS:

- Played in 47 career games with 24 starts.
- 177 tackles (130 solo), 3.0 sacks, 6 interceptions, 23 passes defended, 1 forced fumble and 1 fumble recovery; 1 interception return for a TD.
- His 11 passes defended in 2019 were 2nd-most among NFL rookies:

MOST PASSES DEFENSED (2019 ROOKIES)			
PLAYER	TEAM	INT	PD
1. Jamel Dean	TB	2	17
2. NIK NEEDHAM	MIA.	2	11
3. Byron Murphy	Ari.	1	10
Trayvon Mullen	Oak.	1	10
5. Taylor Rapp	LAR	2	8
Chauncey Gardner-Johnson	NO	1	8
Deandre Baker	NYG	0	8
Sean Murphy-Bunting	TB	3	8

- Had 10 passes defended in his final 8 games in 2019, tied for 5th in the NFL in that span.

2022 (MIAMI):

- Started 2 games.
- 6 tackles (5 solo).

VS. NEW ENGLAND (9/11): 4 solo tackles.

2021 (MIAMI):

- Played in all 17 games with 5 starts.
- 59 tackles (48 solo), 1.0 sack, 2 interceptions, 5 passes defended and 1 fumble recovery; 1 interception return for a TD.

VS. ATLANTA (10/24): 2 solo tackles and 1 fumble recovery.

- Recovered a QB Matt Ryan fumble forced by DE Emmanuel Ogbah on 3rd-and-8 in the 4th quarter.

VS. HOUSTON (11/7): 4 solo tackles, 1 sack and 1 pass defended.

- Sacked QB Tyrod Taylor for a loss of 10 yards in

the 1st quarter.

VS. CAROLINA (11/28): 4 tackles (2 solo), 1 interception and 1 pass defended.

- Intercepted a QB PJ Walker pass intended for TE Ian Thomas in the 4th quarter.

AT NEW ORLEANS (12/27): 2 solo tackles, 1 interception and 1 pass defended; 1 interception return for a TD.

- Intercepted a QB Ian Book pass intended for WR Lil'Jordan Humphrey and returned it 28 yards for a TD to give Miami a 7-0 lead.

2020 (MIAMI):

- Played in all 16 games with 5 starts.
- 58 tackles (36 solo), 1.0 sack, 2 interceptions and 7 passes defended.

AT L.A. CHARGERS (11/15): 12 tackles (6 solo).

- Sacked QB Justin Herbert for a loss of 13 yards in the 1st quarter.

AT N.Y. JETS (11/29): 5 tackles (3 solo), 1 interception and 1 pass defended.

- Intercepted a QB Sam Darnold pass intended for WR Breshad Perriman in the 3rd quarter.

VS. CINCINNATI (12/6): 1 assisted tackle, 1 interception and 2 passes defended.

- Intercepted a QB Ryan Finley pass intended for WR Alex Erickson in the 4th quarter.

2019 (MIAMI):

- Played in 12 games with 11 starts.
- 54 tackles (41 solo), 1.0 sack, 2 interceptions, 11 passes defended and 1 forced fumble.
- His 11 passes defended were 2nd-most among NFL rookies.

- Had 10 passes defended in his final 8 games, tied for 5th in the NFL in that span.

V.S. N.Y. JETS (11/3): 9 tackles (6 solo) and 1.0 sack.

- Sacked QB Sam Darnold in the 4th quarter.
- It was his 1st career sack.

AT INDIANAPOLIS (11/10): 6 tackles (5 solo), 1 interception and 3 passes defended.

- Intercepted QB Brian Hoyer in the 4th quarter. It was his 1st career interception.

- Tackled TE Eric Ebron 2 yards short of the sticks on a 4th-and-10 play that was Indianapolis' final offensive snap of the game, preserving Miami's victory.

AT N.Y. GIANTS (12/15): 4 tackles (3 solo), 1 interception and 1 pass defended.

- Intercepted QB Eli Manning on the final play of the first half.

BEFORE THE NFL

COLLEGE (UTEP):

- 4-year letterman (2015-18) and 3-year starter.

CAREER: Played in 47 games with 41 starts; 213 tackles (129 solo), 1.5 sacks, 3 interceptions, 36 passes defended and 2 fumble recoveries; 1 punt return for 9 yards; 1 blocked kick.

- Set school record with 36 career passes defended.

SENIOR (2018): Played in all 12 games with 11 starts; 62 tackles (48 solo), 1 interception, 10 passes defended and 1 fumble recovery.

- Honorable mention All-Conference USA.
- His 62 tackles were 4th on the team.

JUNIOR (2017): Played in all 12 games with 11 starts; 59 tackles (28 solo), 1.0 sack, 1 interception, 9 passes defended and 1 fumble recovery.

- Honorable mention All-Conference USA.
- His 9 passes defended led the team.

SOPHOMORE (2016): Started all 12 games; 54 tackles (28 solo) and 11 passes defended.

- His 11 passes defended led the team and were tied for 6th in Conference USA.

REDSHIRT FRESHMAN (2015): Played in 11 games with 7 starts; 38 tackles (25 solo), 0.5 sacks, 1 interception and 6 passes defended; 1 punt return for 9 yards; 1 blocked kick.

- Redshirted in 2014.

HIGH SCHOOL (BUENA PARK HS - BUENA PARK, CALIF.)

- Played defensive back and wide receiver.

SENIOR (2013): 38 tackles (31 solo), 0.5 sacks and 2 interceptions; 39 receptions for 877 yards (22.5 avg.) and 5 TDs.

- 1st-team all-league.

OFF THE FIELD

COMMUNITY:

2021:

- Volunteered at the Miami Dolphins Food Relief Program Thanksgiving meal distribution with Feeding South Florida to provide 1,000 meal boxes to South Florida families.

2019:

- In 2019, collaborated with fellow Dolphins rookies and Neighbors4Neighbors to sponsor four South Florida families with holiday gifts and game tickets.

PERSONAL:

- **MAJOR:** Organizational communication.

NIK NEEDHAM'S NFL REGULAR SEASON STATS

YEAR	TEAM	GP	GS	TACKLES					INTERCEPTIONS					FUMBLES	
				TOT	SOLO	ASST	SK	YDS	INT	YDS	LG	TD	PD	FF	FR
2019	MIAMI	12	11	54	41	13	1.0	7.0	2	23	23	0	11	1	0
2020	MIAMI	16	6	58	36	22	1.0	13.0	2	1	1	0	7	0	0
2021	MIAMI	17	5	59	48	11	1.0	10.0	2	28	28t	1	5	0	1
2022	MIAMI	2	2	6	5	1	0.0	0.0	0	0	0	0	0	0	0
NFL TOTALS		47	24	177	130	47	3.0	30.0	6	52	28t	1	23	1	1

ADDITIONAL STATS

Defensive Touchdowns: 28-yard interception return on 12/27/21 at New Orleans.

SINGLE-GAME CAREER HIGHS

Tackles:	12	vs. Buffalo, 9/20/20
Sacks:	1	3 times, last: vs. Houston, 11/7/21
Interceptions:	1	6 times, last: at New Orleans, 12/27/21
Passes Defended:	3	at Indianapolis, 11/10/19
Forced Fumbles:	1	vs. Buffalo, 11/17/19
Fumble Recoveries:	1	vs. Atlanta, 10/24/21



NFL CAREER

TRANSACTIONS:

- Signed by Miami as an unrestricted free agent from Kansas City on March 21, 2020.
- Traded from Cleveland to Kansas City on April 2, 2019.
- 2nd-round pick (32nd overall) by Cleveland in the 2016 NFL Draft.

CAREER HIGHLIGHTS:

- Played in 85 career games with 67 starts.
- 244 tackles (149 solo), 37.0 sacks, 37 passes defended, 7 forced fumbles and 4 fumble recoveries.
- 1 blocked PAT.
- Won Super Bowl LIV with Kansas City.
- His 37 career passes defended are the 2nd-most by any NFL defensive lineman since he entered the league in 2016:

MOST PASSES DEFENSED BY A DEFENSIVE LINEMAN (SINCE 2016)			
NAME	TEAMS		PDs
1. Carlos Dunlap	Cin./Sea./KC		49
2. EMMANUEL OGBAH	CLE./KC/MIA.		37
3. Cameron Jordan	NO		35
4. Chris Jones	KC		31
5. Cameron Heyward	Pit.		29

- Had a full sack in 6 consecutive games (10/4/20 – 11/15/20), which is tied for 2nd-longest sack streak in Dolphins history.
- His 12 passes defended in 2021 were a career-high and most by an NFL defensive lineman since 2016 (Carlos Dunlap):

NFL SINGLE-SEASON PASSES DEFENSED LEADERS (SINCE 2012; DL ONLY)				
NAME	TEAM	YEAR		PDs
1. J.J. Watt	Hou.	2012		16
2. Carlos Dunlap	Cin.	2016		15
3. EMMANUEL OGBAH	MIA.	2021		12
4. Julius Peppers	GB	2014		11
5. Cameron Jordan	NO	2017		11

- His 9.0 sacks in 2020 were tied for 14th in the NFL.

2022 (MIAMI):

- Played in 2 games.
 - 6 tackles (4 solo) and 1.0 sack.
- VS. NEW ENGLAND (9/11):** 4 tackles (3 solo) and 1.0 sack.
- Sacked QB Mac Jones for a loss of 7 yards in the 1st quarter.

2021 (MIAMI):

- Played in all 17 games with 11 starts.
 - 41 tackles (26 solo), 9.0 sacks, 12 passes defended, 1 forced fumble and 1 fumble recovery.
- VS. ATLANTA (10/24):** 1 solo tackle, 1 pass defended and 1 forced fumble.
- Forced a QB Matt Ryan fumble on 3rd-and-8 in the 4th quarter that was recovered by CB Nik Needham.
- VS. HOUSTON (11/7):** 4 tackles (2 solo), 2.5 sacks and 1 pass defended.
- Sacked QB Tyrod Taylor for a loss of 8 yards in the 2nd quarter.
 - Split a sack of QB Tyrod Taylor with LB Jaelan Phillips for a loss of 5 yards in the 3rd quarter.
 - Sacked QB Tyrod Taylor for a loss of 11 yards in the 4th quarter.
- VS. N.Y. JETS (12/19):** 2 solo tackles, 1.0 sack, 1 pass defended and 1 fumble recovery.
- Sacked QB Zach Wilson for a loss of 1 yard in the 3rd quarter.
 - Recovered a QB Zach Wilson fumble forced by DT Zach Sieler in the 4th quarter.
- AT NEW ORLEANS (12/27):** 5 tackles (3 solo) and 2.0 sacks.
- Split a sack of QB Ian Book with DT Christian Wilkins on 3rd-and-4 for a loss of 10 yards in the 1st quarter.
 - Split a sack of QB Ian Book with DT Raekwon Davis for a loss of 1 yard in the 3rd quarter.
 - Sacked QB Ian Book for a loss of 10 yards in the 4th quarter.

2020 (MIAMI):

- Played in all 16 games with 12 starts.
 - 42 tackles (25 solo), 9.0 sacks, 5 passes defended and 3 forced fumbles.
 - His 9 sacks were tied for 14th in the NFL.
- VS. N.Y. JETS (10/18):** 5 tackles (3 solo) and 2.0 sacks.
- Sacked QB Joe Flacco for a loss of 2 yards in the 2nd quarter.
 - Sacked QB Joe Flacco again in the 4th quarter on 3rd-and-4 for a loss of 28 yards.
 - The 28-yard sack was just the 7th sack in the NFL that lost at least 28 yards since 1994.
 - It was the 1st 2+ sack game by a Dolphin since DE Cam Wake and DT Akeem Spence each had 2 on 11/14/18 vs. the N.Y. Jets.

VS. L.A. RAMS (11/1): 1 solo tackle, 1.0 sack, 1 pass defended and 1 forced fumble.

- Strip-sacked QB Jared Goff in the 2nd quarter and the fumble was recovered by LB Andrew Van Ginkel, who returned it 78 yards for a TD.

AT ARIZONA (11/8): 5 tackles (4 solo), 1.0 sack, 1 pass defended and 1 forced fumble.

- Strip-sacked QB Kyler Murray in the 1st quarter and DE Shaq Lawson recovered the fumble and returned it 36 yards for a TD.

2019 (KANSAS CITY):

- Played in 10 games with 4 starts.
- Missed the final 6 games after being placed on injured reserve on Nov. 18.
- 32 tackles (23 solo), 5.5 sacks, 3 passes defended and 1 forced fumble.

AT JACKSONVILLE (9/8): 3 tackles (2 solo) and 1 sack.

- Sacked QB Gardner Minshew in the 3rd quarter.

VS. BALTIMORE (9/22): 2 tackles (1 solo), 1.5 sacks and 1 pass defended.

- Split a sack with LB Damien Wilson of QB Lamar Jackson in the 2nd quarter.
- Sacked QB Lamar Jackson again in the 3rd quarter.

AT DENVER (10/17): 3 solo tackles, 1 sack and 2 passes defended.

- Sacked QB Joe Flacco on 3rd-and-5 in the 3rd quarter, forcing Denver to punt.

2018 (CLEVELAND):

- Started 14 games.
- Inactive for 2 games.
- 40 tackles (24 solo), 3.0 sacks, 8 passes defended and 1 fumble recovery.

AT TAMPA BAY (10/21): 5 tackles (4 solo), 1.5 sacks and 2 passes defended.

- Sacked QB Jameis Winston on 3rd-and-2 in the 4th quarter forcing Tampa Bay to punt.
- Split a sack with DT Larry Ogunjobi on QB Jameis Winston in overtime for a loss of 7 yards.

AT CINCINNATI (11/25): 1 assisted tackle and 1 fumble recovery.

- Recovered a fumble by QB Andy Dalton in the 3rd quarter.

AT HOUSTON (12/2): 6 tackles (4 solo) and 1.0 sack.

- Sacked QB Deshaun Watson in the 1st quarter.

2017 (CLEVELAND):

- Started 10 games.
- Missed the rest of the season after being placed on injured reserve on Nov. 21.
- 29 tackles (18 solo), 4.0 sacks, 6 passes defended, 2 forced fumbles and 1 fumble recovery; 1 blocked PAT.

VS. CINCINNATI (10/1): 6 tackles (4 solo), 1.0 sack, 2 forced fumbles and 1 fumble recovery.

- Strip-sacked QB Andy Dalton and recovered the fumble in the 1st quarter.

- Forced a RB Jeremy Hill fumble in the 1st quarter.

VS. MINNESOTA (10/29): 1 pass defended; 1 blocked PAT.

- Blocked a K Kai Forbath PAT in the 2nd quarter.

AT DETROIT (11/12): 3 solo tackles and 2.0 sacks.

- Sacked QB Matthew Stafford in the 1st quarter for a loss of 4 yards.
- Sacked QB Matthew Stafford again on 3rd-and-12 in the 2nd quarter, forcing Detroit to punt.

2016 (CLEVELAND):

- Started all 16 games.
- 53 tackles (28 solo), 5.5 sacks and 3 passes defended.
- His 5.5 sacks led the team and was 5th among NFL rookies that season.

AT PHILADELPHIA (9/11): 1 solo tackle and 1 pass defended.

- Made his NFL debut and 1st NFL start.

AT TENNESSEE (10/16): 3 tackles (1 solo) and 1.0 sack.

- Sacked QB Marcus Mariota in the 3rd quarter.
- It was his 1st career sack.

AT CINCINNATI (10/23): 6 tackles (5 solo) and 2.0 sacks.

- Sacked QB Andy Dalton for a loss of 6 yards in the 2nd quarter.
- Sacked QB Andy Dalton again in the 4th quarter on 3rd-and-5, forcing a Bengals missed field goal.
- It was the 1st multi-sack game of his career.

BEFORE THE NFL

COLLEGE (OKLAHOMA STATE):

- 3-year letterman (2013-15) and 1-year starter.

CAREER: Played in all 39 games with 26 starts; 133 tackles (95 solo), 28.0 sacks, 9 passes defended, 4 forced fumbles and 3 fumble recoveries; 1 fumble recovery for a TD.

- His 28 career sacks ranked 4th in school history and were the most of any active NCAA player at the time he declared for the draft.

JUNIOR (2015): Started all 13 games; 64 tackles (44 solo), 13.0 sacks, 4 passes defended, 3 forced fumbles and 2 fumble recoveries; 1 fumble recovery for a TD.

- 2nd-team All-American.
- 1st-team All-Big 12.
- Big 12 Co-Defensive Player of the Year.
- Semifinalist for the Walter Camp Award (nation's most outstanding player).
- His 13 sacks led the Big 12 and ranked 4th nationally.
- His 13 sacks were the 3rd-most in single-season school history.
- Voted a team captain.

SOPHOMORE (2014): Started all 13 games; 49 tackles (35 solo), 11.0 sacks, 5 passes defended and 1 forced fumble.

- 1st-team All-Big 12.
- Big 12 Defensive Lineman of the Year.
- His 0.85 sacks per game average ranked 2nd in the Big 12 and 15th nationally.

REDSHIRT FRESHMAN (2013): Played in all 13 games; 20 tackles (16 solo), 4.0 sacks and 1 fumble recovery.

- His 4 sacks tied for the team lead.
- Redshirted in 2012.

HIGH SCHOOL (GEORGE BUSH HS – RICHMOND, TEXAS)

SENIOR (2011): 57 tackles (47 solo), 6.0 sacks, 2 forced fumbles and 1 fumble recovery.

- 1st-team Houston Metro.
- District defensive MVP.

OFF THE FIELD

COMMUNITY:

2021:

- Assisted with the renovation efforts for the Miami Northwest Boys & Girls Club's teen center and donated brand-new furniture for the space.
- Surprised the children at the Miami Northwest Boys & Girls Club with holiday toys and gifts.
- Volunteered at the Miami Dolphins holiday event to spend time with and provide dinner and children's gifts for South Florida families.

- Hosted a drive-thru Thanksgiving meal event at the Miami Northwest Boys & Girls Club to provide 300 Thanksgiving meals for local families.

2020:

- Partnered with organizations in his hometown of Houston to provide technology to help high school students finish the school year online during the pandemic.

PERSONAL:

- Born in Lagos, Nigeria.
- **PRONUNCIATION:** Last name is pronounced AWG-buh.
- **MAJOR:** Business administration.

EMMANUEL OGBAH'S NFL REGULAR SEASON STATS

YEAR	TEAM	GP	GS	TACKLES					INTERCEPTIONS					FUMBLES	
				TOT	SOLO	ASST	SK	YDS	INT	YDS	LG	TD	PD	FF	FR
2016	CLEVELAND	16	16	53	28	25	5.5	31.5	0	0	0	0	3	0	0
2017	CLEVELAND	10	10	29	18	11	4.0	18.0	0	0	0	0	6	2	1
2018	CLEVELAND	14	14	40	24	16	3.0	13.5	0	0	0	0	8	0	1
2019	KANSAS CITY	10	4	32	23	9	5.5	37.5	0	0	0	0	3	1	0
2020	MIAMI	16	12	42	25	17	9.0	95.5	0	0	0	0	5	3	0
2021	MIAMI	17	11	41	26	15	9.0	64.0	0	0	0	0	12	1	1
2022	MIAMI	2	0	6	4	2	1.0	7.0	0	0	0	0	0	0	0
NFL TOTALS		85	67	244	149	95	37.0	267.0	0	0	0	0	37	7	4

SINGLE-GAME CAREER HIGHS

- Tackles:** 7 at Washington, 10/2/16
Sacks: 2.5 vs. Houston, 11/7/21
Passes Defensed: 2 7 times, last: vs. New England, 1/9/22
Forced Fumbles: 2 vs. Cincinnati, 10/1/17
Fumble Recoveries: 1 3 times, last: vs. N.Y. Jets, 12/19/21



LINEBACKER // 6-5 // 263 // MIAMI '21
 ACQUIRED: D1B, '21
 HOMETOWN: REDLANDS, CALIF. // BORN: 5/28/99
 NFL: SECOND SEASON // DOLPHINS: SECOND SEASON

NFL CAREER

TRANSACTIONS:

- 1st-round pick (18th overall) by Miami in the 2021 NFL Draft.

CAREER HONORS:

- 2021 Nat Moore Community Service Award Winner.
- 2021 PFWA All-Rookie Team.

CAREER HIGHLIGHTS:

- Played in 19 career games with 7 starts.
- 44 tackles (24 solo), 8.5 sacks, 1 pass defended and 2 fumble recoveries.
- His 8.5 sacks in 2021 set a Dolphins rookie record:

DOLPHINS ROOKIE SACK LEADERS

PLAYER	YEAR	SACKS
1. JAELAN PHILLIPS	2021	8.5
2. Bill Stanfill	1969	8.0
Lorenzo Bromell	1998	8.0
4. A.J. Duhe	1977	7.0
5. Marco Coleman	1992	6.0

- His 8.5 sacks in 2021 were 2nd among all NFL rookies:

NFL ROOKIE SACK LEADERS (2021)

PLAYER	TEAM	SACKS
1. Micah Parsons	Dal.	13.0
2. JAELAN PHILLIPS	MIA.	8.5
3. Azeez Ojulari	NYG	8.0
4. Odafe Oweh	Bal.	5.0
5. Several players		4.0

2022 (MIAMI):

- Started 2 games.
- 2 tackles (1 solo) and 1 fumble recovery.

VS. NEW ENGLAND (9/11):

- Recovered a fumble by WR Nelson Agholor in the 4th quarter.

2021 (MIAMI):

- Played in all 17 games with 5 starts.
- 42 tackles (23 solo), 8.5 sacks, 1 pass defended and 1 fumble recovery.
- Set a Dolphins rookie record with 8.5 sacks, which were 2nd among all NFL rookies that season.

AT NEW ENGLAND (9/12):

record any stats.

- Made his NFL debut.
- AT TAMPA BAY (10/10):** 4 tackles (2 solo) and 1.0 sack.
- Sacked QB Tom Brady for a loss of 5 yards in the 3rd quarter.
- It was his 1st career sack.

VS. CAROLINA (11/28):

- 4 tackles (3 solo), 3.0 sacks and 1 pass defended.
- Sacked QB Cam Newton for a loss of 14 yards in the 3rd quarter.
- Sacked QB PJ Walker for a loss of 10 yards in the 4th quarter.
- Sacked QB PJ Walker for a loss of 4 yards in the 4th quarter.
- Became 3rd rookie in Dolphins history to record a 3-sack game (D.J. Duhe, 11/6/77 and Marco Coleman, 10/25/92).

- Became 1st NFL rookie since Nov. 17, 2019 (4, Maxx Crosby) to record 3+ sacks in a game.

VS. N.Y. GIANTS (12/5):

- 3 solo tackles and 2.0 sacks.
- Sacked QB Mike Glennon for a loss of 13 yards on 1st-and-10 in the 3rd quarter.
- Sacked QB Mike Glennon on back-to-back plays for a loss of 7 yards on 2nd-and-23 in the 3rd quarter.
- Set a new Dolphins rookie record for most sacks in a season.
- Became the 1st NFL rookie to record at least 6 sacks in a 3-game span since DE Julius Peppers in 2002.

VS. NEW ENGLAND (1/9):

- 2 tackles (1 solo) and 1 fumble recovery.
- Recovered a QB Mac Jones fumble in the 3rd quarter.

HONORS:

- PFWA All-Rookie Team.
- Nat Moore Community Service Award Winner.
- Became the 1st rookie to win the award, given each year to a player recognized for his involvement in the South Florida community.

BEFORE THE NFL

COLLEGE (MIAMI):

- 1-year starter (2020).
- Transferred to Miami from UCLA following his sophomore season in 2018.

CAREER (AT MIAMI):

Started 10 games; 45 tackles (21 solo), 8 sacks, 1 interception and 4 passes

defensed.

REDSHIRT JUNIOR (2020 AT MIAMI): Started 10 games; 45 tackles (21 solo), 8 sacks, 1 interception and 4 passes defensed.

- 1st-team All-American.
- 2nd-team All-ACC.

JUNIOR (2019 AT MIAMI):

- Redshirted due to NCAA transfer rules.

SOPHOMORE (2018 AT UCLA): Played in 4 games with 2 starts; 20 tackles (12 solo) and 1 sack.

TRUE FRESHMAN (2017 AT UCLA): Played in 7 games with 4 starts; 21 tackles (16 solo), 3.5 sacks and 2 passes defensed.

HIGH SCHOOL (REDLANDS EAST VALLEY HS – REDLANDS, CALIF.)

SENIOR (2016): 142 tackles and 21 sacks.

- 1st-team All-American.
- 1st-team all-state.
- Division co-defensive player of the year.

JUNIOR (2015): 76 tackles, 10.5 sacks and 2 interceptions.

OFF THE FIELD

COMMUNITY:

2022:

- Joined The VERB Kind's "Come To Jail With Me" program to visit youth at the Broward Regional Juvenile Detention Center.
- Along with WR Mack Hollins, became the 1st Dolphins players to participate in the 100-mile ride at DCC XII and surpassed \$3,000 in fundraising to benefit Sylvester Comprehensive Cancer Center.

2021:

- At Lotus House – a shelter in the Miami Overtown neighborhood for women and children – provided Halloween costumes for the children and hosted a Thanksgiving cookie decorating event.

- Volunteered at the Miami Dolphins holiday event to spend time with and provide dinner and children's gifts for South Florida families.
- Along with fellow Dolphins rookies, teamed up with Neighbors4Neighbors to provide South Florida families with holiday gifts.
- Chose the Juvenile Diabetes Research Foundation (JDRF) for My Cause My Cleats to raise awareness and support research for Type 1 diabetes in honor of his cousin.
- Volunteered at the Miami Dolphins Food Relief Program Thanksgiving meal distribution with Feeding South Florida to provide 1,000 meal boxes to South Florida families.
- With the Miami Dolphins Foundation, donated \$10,000 to help purchase an ambulance to assist with immediate relief efforts following the August earthquake.
- Volunteered with Miami Rescue Mission to serve meals and visit residents.
- Partnered with the Miami Dolphins Food Relief Program to provide meals for displaced residents of a North Miami Beach condo building that was evacuated following the Surfside building collapse.
- Joined the Miami Dolphins Social Impact Committee to positively impact civic engagement, education, and economic empowerment in South Florida.

PERSONAL:

- **PRONUNCIATION:** First name is pronounced JAY-len.
- **MAJOR:** Communications.

JAELAN PHILLIPS' NFL REGULAR SEASON STATS

YEAR	TEAM	GP	GS	TACKLES					INTERCEPTIONS					FUMBLES	
				TOT	SOLO	ASST	SK	YDS	INT	YDS	LG	TD	PD	FF	FR
2021	MIAMI	17	5	42	23	19	8.5	71.5	0	0	0	0	1	0	1
2022	MIAMI	2	2	2	1	1	0.0	0.0	0	0	0	0	0	0	1
NFL TOTALS		19	7	44	24	20	8.5	71.5	0	0	0	0	1	0	2

SINGLE-GAME CAREER HIGHS

- Tackles:** 6 at Las Vegas, 9/26/21
Sacks: 3 vs. Carolina, 11/28/21
Passes Defensed: 1 vs. Carolina, 11/28/21
Fumble Recoveries: 1 Twice, last: vs. New England, 9/11/22



NFL CAREER

TRANSACTIONS:

- Signed by Miami as an unrestricted free agent from Philadelphia on March 22, 2021.
- Traded from Atlanta to Philadelphia on Oct. 1, 2019.
- 3rd-round pick (75th overall) by Atlanta in the 2017 NFL Draft.

CAREER HIGHLIGHTS:

- Played in 75 career games with 28 starts.
- 160 tackles (96 solo), 0.5 sacks, 1 interception, 4 passes defended, 1 forced fumble and 1 fumble recovery.
- 33 special teams tackles (19 solo).
- 1 blocked punt.
- Appeared in 3 postseason games – 2 with Atlanta and 1 with Philadelphia.
- Served as a team captain in 2019.

2022 (MIAMI):

- Played in 2 games with 1 start.
- 7 tackles (5 solo) and 1 pass defended.
- 1 solo special teams tackle.

VS. NEW ENGLAND (9/11): 3 tackles (2 solo) and 1 pass defended.

AT BALTIMORE (9/18): 4 tackles (3 solo).

2021 (MIAMI):

- Played in 16 games with 3 starts.
- Missed 1 game on the Reserve/COVID-19 List.
- 21 tackles (13 solo).
- 5 special teams tackles (2 solo).
- 1 blocked punt.

VS. CAROLINA (11/28): 3 tackles (2 solo); 1 blocked punt.

- Blocked a P Lachlan Edwards punt that was recovered by CB Justin Coleman and returned 2 yards for a TD.

VS. N.Y. JETS (12/19): 2 tackles (1 solo); 2 special teams tackles (1 solo).

VS. NEW ENGLAND (1/9): 4 tackles (3 solo).

2020 (PHILADELPHIA):

- Played in 13 games with 8 starts.
- Inactive for 2 games.
- Missed 1 game after being placed on injured

reserve on Jan. 1.

- 46 tackles (25 solo), 0.5 sack, 1 interception, 1 pass defended and 1 forced fumble.
- 9 special teams tackles (5 solo).

AT WASHINGTON (9/13): 6 tackles (3 solo) and 0.5 sack.

- Split a sack with DE Genard Avery of QB Dwayne Haskins in the 4th quarter.

AT PITTSBURGH (10/11): 12 tackles (7 solo) and 1 forced fumble; 1 assisted special teams tackle.

- Forced a TE Eric Ebron fumble on 3rd-and-21 in the 4th quarter that was recovered by CB Cre'Von LeBlanc.

VS. NEW ORLEANS (12/13): 6 tackles (4 solo), 1 interception and 1 pass defended.

- Intercepted a QB Taysom Hill pass intended for RB Alvin Kamara in the 2nd quarter.

2019 (ATLANTA/PHILADELPHIA):

- Played in 12 games with Philadelphia.
- 5 solo tackles and 1 fumble recovery with Philadelphia.
- 9 special teams tackles (7 solo) with Philadelphia.
- Served as a team captain with Philadelphia.
- Traded from Atlanta to Philadelphia on Oct. 1.
- Played in 4 games with Atlanta.

VS. CHICAGO (11/3): 1 solo tackle and 1 fumble recovery; 1 solo special teams tackle.

- Recovered a punt fumbled by TE Adam Shaheen in the 4th quarter.

AT MIAMI (12/1): 2 solo tackles; 1 solo special teams tackle.

VS. N.Y. GIANTS (12/9): 1 solo tackle; 1 solo special teams tackle.

POSTSEASON:

NFC WILD CARD VS. SEATTLE (1/5): 1 solo special teams tackle.

2018 (ATLANTA):

- Played in all 16 games with 10 starts.
- 57 tackles (36 solo) and 2 passes defended.
- 3 special teams tackles (1 solo).

VS. CAROLINA (9/16): 9 tackles (6 solo).

VS. NEW ORLEANS (9/23): 13 tackles (9 solo).

VS. TAMPA BAY (10/14): 4 tackles (3 solo) and 1 pass defended.

2017 (ATLANTA):

- Played in 12 games with 6 starts.
- Inactive for 4 games.
- 24 tackles (12 solo).
- 6 special teams tackles (3 solo).

AT CHICAGO (9/10): 5 tackles (3 solo); 1 assisted special teams tackle.

VS. GREEN BAY (9/17): 5 tackles (3 solo).

VS. MIAMI (10/15): 6 tackles (1 solo).

POSTSEASON:

NFC WILD CARD AT L.A. RAMS (1/6): 1 solo tackle; 1 solo special teams tackle.

NFC DIVISIONAL AT PHILADELPHIA (1/13): 1 solo tackle.

SOPHOMORE (2014): Played in all 13 games with 1 start; 20 tackles (6 solo) and 1 fumble recovery.

TRUE FRESHMAN (2013): Played in all 13 games; 7 tackles (1 solo).

HIGH SCHOOL (JOHN CURTIS CHRISTIAN SCHOOL – RIVER RIDGE, LA.)

- Also lettered in baseball and track and field.

SENIOR (2012): 124 tackles.

- All-state.
- Class 2A Most Outstanding Defensive Player.
- Helped his team win a state championship.

JUNIOR (2011):

- Helped his team win a state championship.

BEFORE THE NFL

COLLEGE (LSU):

- 4-year letterman (2013-16) and 1-year starter.

CAREER: Played in all 50 games with 13 starts; 144 tackles (59 solo), 1.5 sacks, 1 interception, 2 passes defended and 2 fumble recoveries.

SENIOR (2016): Started all 12 games; 93 tackles (40 solo), 1.5 sacks, 1 interception, 2 passes defended and 1 fumble recovery.

- His 93 tackles led the team.
- Team MVP.
- Team captain.

JUNIOR (2015): Played in all 12 games; 24 tackles (12 solo).

OFF THE FIELD

COMMUNITY:

2021:

- Chose the Little Rascals Foundation for My Cause My Cleats to benefit underprivileged and displaced foster children through music and the arts.
- Visited residents at Lotus House, a shelter in the Miami Overtown neighborhood for women and children.

PERSONAL:

- **MAJOR:** Sport administration with a minor in business.

DUKE RILEY'S NFL REGULAR SEASON STATS

YEAR	TEAM	GP	GS	TACKLES					INTERCEPTIONS				FUMBLES			
				TOT	SOLO	ASST	SK	YDS	INT	YDS	LG	TD	PD	FF	FR	
2017	ATLANTA	12	6	24	12	12	0.0	0.0	0	0	0	0	0	0	0	0
2018	ATLANTA	16	10	57	36	21	0.0	0.0	0	0	0	0	2	0	0	0
2019	ATLANTA	4	0	0	0	0	0.0	0.0	0	0	-	0	0	0	0	0
	PHILADELPHIA	12	0	5	5	0	0.0	0.0	0	0	-	0	0	0	1	0
2020	PHILADELPHIA	13	8	46	25	21	0.5	0.0	1	7	7	0	1	1	0	0
2021	MIAMI	16	3	21	13	8	0.0	0.0	0	0	0	0	0	0	0	0
2022	MIAMI	2	1	7	5	2	0.0	0.0	0	0	0	0	1	0	0	0
NFL TOTALS		75	28	160	96	64	0.5	0.0	1	7	7	0	4	1	1	1

DUKE RILEY'S NFL PLAYOFF STATS

YEAR	TEAM	GP	GS	TACKLES					INTERCEPTIONS				FUMBLES			
				TOT	SOLO	ASST	SK	YDS	INT	YDS	LG	TD	PD	FF	FR	
2017	ATLANTA	2	0	2	2	0	0.0	0.0	0	0	0	0	0	0	0	0
2019	PHILADELPHIA	1	0	0	0	0	0.0	0.0	0	0	0	0	0	0	0	0
NFL TOTALS		3	0	2	2	0	0.0	0.0	0	0	0	0	0	0	0	0

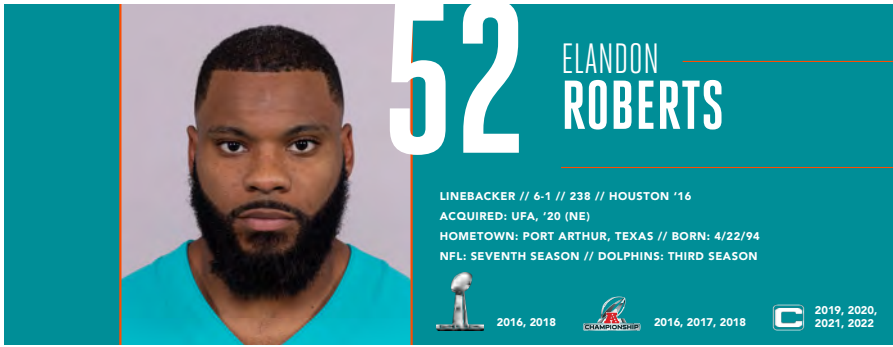
ADDITIONAL STATS

Special Teams Tackles: (Atlanta) 6 in 2017 (P-1), 3 in 2018, (Philadelphia) 9 in 2019 (P-1), 9 in 2020, (Miami) 5 in 2021, 1 in 2022 for total of 33 (P-2).

Blocked Punts: (Miami) 1 vs. Carolina on 11/28/21.

SINGLE-GAME CAREER HIGHS

Tackles:	13	vs. New Orleans, 9/23/18
Sacks:	0.5	at Washington, 9/13/20
Interceptions:	1	vs. New Orleans, 12/13/20
Passes Defended:	1	4 times, last: vs. New England, 9/11/22
Forced Fumbles:	1	at Pittsburgh, 10/11/20
Fumble Recoveries:	1	vs. Chicago, 11/3/19



NFL CAREER

TRANSACTIONS:

- Signed by Miami as an unrestricted free agent from New England on March 21, 2020.
- 6th-round pick (214th overall) by New England in the 2016 NFL Draft.

CAREER HONORS:

- 2021 Ed Block Courage Award (Miami recipient).
- 2020 Nat Moore Community Service Award.

CAREER HIGHLIGHTS:

- Played in 92 career games with 61 starts.
- 354 tackles (197 solo), 6.5 sacks, 1 interception, 10 passes defended, 4 forced fumbles and 2 fumble recoveries; 1 interception return for a TD.
- 4 special teams tackles (1 solo).
- 1 kickoff return for 13 yards.
- Appeared in 10 postseason games with 7 starts.
- Won Super Bowls LI and LIII with New England.
- Is a 4-time team captain (2019-22).

2022 (MIAMI):

- Started 2 games.
- 9 tackles (5 solo).
- Serves as a team captain.

VS. NEW ENGLAND (9/11): 5 tackles (3 solo).

AT BALTIMORE (9/18): 4 tackles (2 solo).

- Split a tackle for loss with LB Trey Flowers to stop QB Lamar Jackson short of the line to gain on a fourth-and-1 snap in the 4th quarter.

2021 (MIAMI):

- Played in all 17 games with 15 starts.
- 83 tackles (42 solo), 1.0 sack, 1 interception, 4 passes defended and 2 forced fumbles; 1 interception return for a TD.
- Served as a team captain.

AT LAS VEGAS (9/26): 6 tackles (3 solo), 1 interception, 1 pass defended and 1 forced fumble; 1 interception return for a TD.

- Interception a QB Derek Carr pass intended for TE Fabian Moreau in the 1st quarter and returned it 85 yards for a TD.
- It was his 1st career interception.
- Forced a RB Peyton Barber fumble in the 2nd quarter.

AT BUFFALO (10/31): 4 tackles (2 solo) and 1 forced fumble.

- Forced a QB Josh Allen fumble in the 4th quarter.
- VS. BALTIMORE (11/11):** 6 tackles (2 solo) and 1.0 sack.
- Sacked QB Lamar Jackson for a loss of 7 yards in the 3rd quarter.

HONORS:

- Ed Block Courage Award.

2020 (MIAMI):

- Played in 13 games with 11 starts.
- Inactive for 2 games.
- Missed the rest of the season after being placed on injured reserve on Dec. 31, 2020.
- 61 tackles (33 solo), 1.5 sacks, 1 forced fumble and 1 fumble recovery.
- 1 kickoff return for 13 yards.
- Served as a team captain.
- Member of the team's Social Impact Committee.

AT SAN FRANCISCO (10/11): 1 solo tackle and 1.0 sack.

- Sacked QB Jimmy Garoppolo for a loss of 8 yards in the 1st quarter.

AT N.Y. JETS (11/29): 5 tackles (1 solo) and 0.5 sacks.

- Split a sack with LB Jerome Baker of QB Sam Darnold in the 4th quarter.

VS. NEW ENGLAND (12/20): 9 tackles (5 solo) and 1 fumble recovery.

- Recovered a WR Jakobi Meyers fumble forced by CB Xavien Howard in the 3rd quarter.

HONORS:

- Won the Nat Moore Community Service Award as part of the team's Social Impact Committee.

2019 (NEW ENGLAND):

- Played in all 16 games with 3 starts.
- 28 tackles (18 solo), 1.0 sack and 1 pass defended.
- 1 assisted special teams tackle.
- 1 reception for 38 yards and 1 TD.
- Served as a season-long team captain.
- Helped the defense lead the NFL in fewest total yards allowed per game (275.9) and points allowed per game (14.1).

AT MIAMI (9/15): 5 tackles (3 solo).

AT PHILADELPHIA (11/17): 1 solo tackle and 1 sack.

- Sacked QB Carson Wentz in the 2nd quarter.

VS. MIAMI (12/29): 1 solo tackle; 1 reception for 38

yards and 1 TD.

- Caught a 38-yard TD pass from QB Tom Brady in the 3rd quarter.
- It was his 1st career TD.
- Became just the 3rd defensive player in Patriots history to score an offensive TD.

POSTSEASON:

AFC WILD CARD VS. TENNESSEE (1/4): 2 tackles (1 solo).

2018 (NEW ENGLAND):

- Played in all 16 games with 11 starts.
- 63 tackles (30 solo), 1.0 sack and 4 forced fumbles.
- 2 special teams tackles.

AT DETROIT (9/23): 7 tackles (4 solo).

VS. KANSAS CITY (10/14): 7 tackles (2 solo) and 1 pass defended.

AT TENNESSEE (11/11): 6 tackles (4 solo) and 1.0 sack.

- Sacked QB Marcus Mariota in the 2nd quarter.

POSTSEASON:

AFC DIVISIONAL VS. L.A. CHARGERS (1/13): 3 tackles (2 solo).

AFC CHAMPIONSHIP AT KANSAS CITY (1/20): 3 solo tackles.

SUPER BOWL LIII VS. L.A. RAMS (2/3): 1 solo tackle.

2017 (NEW ENGLAND):

- Played in 15 games with 14 starts.
- Inactive for 1 game.
- 67 tackles (45 solo), 2.0 sacks, 1 pass defended and 1 fumble recovery.

VS. HOUSTON (9/24): 9 tackles (6 solo).

VS. CAROLINA (10/1): 5 tackles (4 solo) and 1 fumble recovery.

- Recovered a fumble by RB Jonathan Stewart in the 3rd quarter.

VS. MIAMI (11/26): 4 tackles (3 solo) and 2.0 sacks.

- Sacked QB Matt Moore in the 3rd quarter.
- Sacked QB Matt Moore again in the 4th quarter.

POSTSEASON:

AFC DIVISIONAL VS. TENNESSEE (1/13): 2 solo tackles.

AFC CHAMPIONSHIP VS. JACKSONVILLE (1/21): 7 tackles (3 solo).

SUPER BOWL LII VS. PHILADELPHIA (2/4): 6 tackles (2 solo).

2016 (NEW ENGLAND):

- Played in 13 games with 5 starts.
- Dressed but did not play in 1 game.
- Inactive for 2 games.
- 44 tackles (25 solo) and 1 forced fumble.

AT CLEVELAND (10/9): 7 tackles (6 solo).

VS. N.Y. JETS (12/24): 11 tackles (5 solo) and 1 forced fumble.

- Forced a fumble by RB Khiri Robinson in the 2nd quarter and it was recovered by CB Malcolm Butler.

AT MIAMI (1/1): 7 tackles (6 solo).

POSTSEASON:

AFC DIVISIONAL VS. HOUSTON (1/14): 3 tackles (1 solo).

AFC CHAMPIONSHIP VS. PITTSBURGH (1/22): 2 solo tackles.

SUPER BOWL LI VS. ATLANTA (2/5): 2 solo tackles.

BEFORE THE NFL

COLLEGE (HOUSTON):

- 3-year letterman (2013-15) and 1-year starter (2015).
- Transferred from Morgan State University following his freshman season (2012).

CAREER (AT HOUSTON): Played in 34 games with 14 starts; 175 tackles (109 solo), 7.0 sacks, 1 interception, 6 passes defended and 2 forced fumbles.

SENIOR (2015 AT HOUSTON): Started all 14 games; 142 tackles (88 solo), 6.0 sacks, 1 interception, 6 passes defended and 2 forced fumbles.

- His 88 solo tackles led the nation.
- His 142 total tackles led the AAC and ranked 4th in the nation.
- 1st-team All-AAC.
- Team captain.

JUNIOR (2014 AT HOUSTON): Played in 11 games; 26 tackles (17 solo) and 1.0 sack.

SOPHOMORE (2013 AT HOUSTON): Played in 8 games; 7 tackles (4 solo).

TRUE FRESHMAN (2012 AT MORGAN STATE): Started all 11 games; 107 tackles (59 solo), 2.0 sacks, 1 interception and 3 passes defended.

- His 107 tackles ranked 2nd in school history.
- Finalist for the Jerry Rice Award (nation's top FCS freshman).
- 2nd-team All-MEAC.

HIGH SCHOOL (MEMORIAL HS – PORT ARTHUR, TEXAS)

- Also lettered in track and field.

SENIOR (2011):

- 1st-team all-district.

OFF THE FIELD

COMMUNITY:

2020:

- Helped establish the Social Impact Committee to make a difference in civic engagement, education and economic empowerment.

PERSONAL:

- **MAJOR:** Sociology.

ELANDON ROBERTS' NFL REGULAR SEASON STATS

YEAR	TEAM	GP	GS	TACKLES					INTERCEPTIONS					FUMBLES		
				TOT	SOLO	ASST	SK	YDS	INT	YDS	LG	TD	PD	FF	FR	
2016	NEW ENGLAND	13	5	44	25	19	0.0	0.0	0	0	0	0	0	0	1	0
2017	NEW ENGLAND	15	14	67	45	22	2.0	13.0	0	0	0	0	1	0	1	0
2018	NEW ENGLAND	16	11	63	30	33	1.0	7.0	0	0	0	0	4	0	0	0
2019	NEW ENGLAND	16	3	28	18	10	1.0	11.0	0	0	0	0	1	0	0	0
2020	MIAMI	13	11	61	33	28	1.5	11.5	0	0	0	0	0	1	1	0
2021	MIAMI	17	15	83	42	41	1.0	7.0	1	85	85t	1	4	2	0	0
2022	MIAMI	2	2	9	5	4	0.0	0.0	0	0	0	0	0	0	0	0
NFL TOTALS		92	61	354	197	157	6.5	49.5	1	85	85t	1	10	4	2	0

ELANDON ROBERTS' NFL PLAYOFF STATS

YEAR	TEAM	GP	GS	TACKLES					INTERCEPTIONS					FUMBLES		
				TOT	SOLO	ASST	SK	YDS	INT	YDS	LG	TD	PD	FF	FR	
2016	NEW ENGLAND	3	2	7	5	2	0.0	0.0	0	0	0	0	0	0	0	0
2017	NEW ENGLAND	3	3	15	7	8	0.0	0.0	0	0	0	0	0	0	0	0
2018	NEW ENGLAND	3	1	7	6	1	0.0	0.0	0	0	0	0	0	0	0	0
2019	NEW ENGLAND	1	1	2	1	1	0.0	0.0	0	0	0	0	0	0	0	0
PLAYOFF TOTALS		10	7	31	19	12	0.0	0.0	0	0	0	0	0	0	0	0

ADDITIONAL STATS

Defensive Touchdowns: 85-yard interception return at Las Vegas (9/26/21)

Special Teams Tackles: 1 in 2016, 2 in 2018, 1 in 2019 for total of 4.

Receiving: 1 for 38 yards and 1 TD in 2019.

Kickoff Returns: 1 for 13 yards in 2020.

SINGLE-GAME CAREER HIGHS

Tackles: 11 vs. N.Y. Jets, 12/24/16
Sacks: 2 vs. Miami, 11/26/17
Interceptions: 1 at Las Vegas, 9/26/21
Passes Defensed: 1 9 times, last: at Tampa Bay, 10/10/21
Forced Fumbles: 1 4 times, last: at Buffalo, 10/31/21
Fumble Recovery: 1 Twice, last: vs. New England, 12/20/20



21

ERIC ROWE

SAFETY // 6-1 // 210 // UTAH '15

ACQUIRED: UFA, '19 (NE)

HOMETOWN: KLEIN, TEXAS // BORN: 10/3/92

NFL: EIGHTH SEASON // DOLPHINS: FOURTH SEASON



2016, 2018



2016, 2017, 2018

NFL CAREER

TRANSACTIONS:

- Signed by Miami as an unrestricted free agent from New England on March 14, 2019.
- Traded from Philadelphia to New England on Sept. 7, 2016.
- 2nd-round pick (47th overall) by Philadelphia in the 2015 NFL Draft.

CAREER HIGHLIGHTS:

- Played in 87 career games with 50 starts.
- 330 tackles (236 solo), 5 interceptions, 39 passes defended, 4 forced fumbles and 1 fumble recovery; 1 interception return for a TD.
- 2 special teams tackles (1 solo).
- Intercepted Patriots QB Tom Brady and returned it 35 yards for a TD on Dec. 29, 2019 – it was just the 15th pick-six thrown by Brady in his career and only the 5th at Gillette Stadium.
- Won Super Bowl LI and LIII with New England.

2022 (MIAMI):

- Played in 1 game.
- Inactive for 1 game.
- 6 solo tackles.

AT BALTIMORE (9/18): 6 solo tackles.

2021 (MIAMI):

- Played in all 17 games with 4 starts.
- 72 tackles (44 solo), 4 passes defended and 3 forced fumbles.

AT NEW ENGLAND (9/12): 9 tackles (6 solo) and 1 forced fumble.

- Forced a RB Rhamondre Stevenson fumble in the 1st quarter that was recovered by DT Zach Sieler.

VS. HOUSTON (11/7): 6 tackles (5 solo) and 1 forced fumble.

- Forced a TE Jordan Akins fumble in the 4th quarter that was recovered by S Brandon Jones.

VS. BALTIMORE (11/11): 4 tackles (3 solo), 1 pass defended and 1 forced fumble.

- Forced a WR Marquise Brown fumble on 3rd-and-10 in the 1st quarter.

2020 (MIAMI):

- Played in all 16 games with 14 starts.
- 91 tackles (66 solo), 2 interceptions, 11 passes defended and 1 fumble recovery.

VS. L.A. RAMS (11/1): 7 tackles (5 solo), 1 interception and 5 passes defended.

- Intercepted QB Jared Goff in the 2nd quarter and returned it 4 yards.
- His 5 passes defended were the most by a Dolphins player since CB Xavien Howard had 5 on Dec. 3, 2017 vs. Denver.

AT DENVER (11/22): 10 tackles (7 solo) and 1 fumble recovery.

- Recovered a RB Melvin Gordon III fumble forced by LB Andrew Van Ginkel in the 4th quarter.

VS. KANSAS CITY (12/13): 7 tackles (6 solo), 1 interception and 2 passes defended.

- Intercepted QB Patrick Mahomes in the 1st quarter.

2019 (MIAMI):

- Played in 16 games with 15 starts.
- 81 tackles (54 solo), 1 interception, 8 passes defended and 1 forced fumble; 1 interception return for a TD.

VS. BALTIMORE (9/8): 11 tackles (9 solo).

- Made Dolphins debut.

AT N.Y. JETS (12/8): 9 tackles (5 solo) and 1 forced fumble.

- It was his 50th career game.

AT NEW ENGLAND (12/29): 5 tackles (4 solo), 1 interception and 1 pass defended; 1 interception return for a TD.

- Intercepted QB Tom Brady in the 2nd quarter, returning it 35 yards for a TD. It was his 1st career pick-six. It was the 1st pick-six thrown by Brady since Dec. 24, 2017 vs. Buffalo, the 15th of his career and 5th at Gillette Stadium.

2018 (NEW ENGLAND):

- Played in 4 games with 2 starts.
- Inactive for 4 games.
- Missed the final 8 games after being placed on injured reserve on Oct. 31.
- 10 tackles (9 solo) and 1 pass defended.

VS. HOUSTON (9/9): 4 tackles (3 solo) and 1 pass defended.

AT JACKSONVILLE (9/16): 3 solo tackles.

2017 (NEW ENGLAND):

- Played in 8 games with 3 starts.
- Inactive for 8 games.
- 14 tackles (13 solo) and 2 passes defended.

- 1 special teams tackle.

AT NEW ORLEANS (9/17): 3 solo tackles; 1 special teams tackle.

AT MIAMI (12/11): 2 solo tackles.

AT PITTSBURGH (12/17): 5 solo tackles and 1 pass defended.

POSTSEASON:

AFC DIVISIONAL VS. TENNESSEE (1/13): 5 tackles (4 solo).

AFC CHAMPIONSHIP VS. JACKSONVILLE (1/21): 4 tackles (3 solo) and 1 pass defended.

SUPER BOWL LII VS. PHILADELPHIA (2/4): 4 solo tackles and 2 passes defended.

2016 (NEW ENGLAND/PHILADELPHIA):

- Played in 9 games with 7 starts with New England.
- 26 tackles (20 solo), 1 interception and 8 passes defended.
- Traded to New England on Sept. 7.
- Spent the offseason and training camp with Philadelphia.

AT PITTSBURGH (10/23): 6 tackles (5 solo) and 1 pass defended.

AT N.Y. JETS (11/27): 5 tackles (3 solo) and 1 pass defended.

VS. N.Y. JETS (12/24): 3 tackles (1 solo), 1 interception and 2 passes defended.

- Picked off QB Ryan Fitzpatrick in the 2nd quarter.

POSTSEASON:

AFC DIVISIONAL VS. HOUSTON (1/14): 3 solo tackles.

AFC CHAMPIONSHIP VS. PITTSBURGH (1/22): 4 tackles (3 solo), 1 interception and 2 passes defended.

- Intercepted QB Ben Roethlisberger in the 4th quarter and returned it 37 yards.

SUPER BOWL LI VS. ATLANTA (1/22): 4 tackles (3 solo) and 1 pass defended.

- Won his 1st Super Bowl.

2015 (PHILADELPHIA):

- Played in all 16 games with 5 starts.
- 30 tackles (24 solo), 1 interception and 5 passes defended.
- 1 assisted special teams tackle.

AT ATLANTA (9/14): Played but did not record any stats.

- Made his NFL debut.

AT N.Y. JETS (9/27): 1 solo tackle, 1 interception and 2 passes defended; 1 assisted special teams tackle.

- Picked off QB Ryan Fitzpatrick in the 3rd quarter for his 1st career interception.

AT NEW ENGLAND (12/6): 3 solo tackles.

- Made his 1st career start.

BEFORE THE NFL

COLLEGE (UTAH):

- 4-year starter (2011-14).

CAREER: Played in 47 games with 45 starts; 261 tackles (158 solo), 1.5 sacks, 3 interceptions, 36 passes defended, 3 fumble recoveries and 1 blocked kick; 1 interception return for a TD.

SENIOR (2014): Played in 12 games with 10 starts – 9 at corner and 1 at safety; 59 tackles (42 solo), 1 interception, 14 passes defended, 1 fumble recovery and 1 blocked kick.

- Honorable mention All-Pac-12.
- Returned 1 interception for a TD.
- His 14 passes defended tied for 2nd in the Pac-12.

JUNIOR (2013): Started all 12 games at safety; 69 tackles (42 solo), 0.5 sacks and 7 passes defended.

- His 69 tackles tied for 3rd on the team.

SOPHOMORE (2012): Started 10 games at safety; 64 tackles (39 solo), 1 interception, 6 passes defended and 1 fumble recovery.

- Honorable mention All-Pac-12.
- His 64 tackles ranked 2nd on the team.

TRUE FRESHMAN (2011): Started all 13 games at safety; 69 tackles (35 solo), 1 sack, 1 interception, 9 passes defended and 1 fumble recovery.

- Freshman All-American.
- His 69 tackles ranked 4th on the team.

HIGH SCHOOL (KLEIN HS – KLEIN, TEXAS)

- Also competed in basketball and track.

CAREER: 207 tackles, 9 interceptions, 4 forced fumbles; 3 blocked punts and 2 kickoff returns for TDs.

SENIOR (2010):

- All-state honorable mention.
- 1st-team all-district.
- 1st-team All-Texas defense.
- Served as a team captain.

JUNIOR (2009):

- 3rd-team all-state.
- 1st-team all-area.
- 2nd-team all-district.

OFF THE FIELD

COMMUNITY:

2021:

- Volunteered at the Miami Dolphins holiday event to spend time with and provide dinner and children's gifts for South Florida families.

2019:

- Volunteered at the annual Dolphins holiday gift event through Football Unites and spent time with the 200 members of South Florida families.
- Helped distribute 500 Thanksgiving meals purchased through player donations to local South Florida families.
- Spent time with 80 local youth from the His House Children's Home, a Miami Gardens foster care residential facility, and shopped for back-to-school shoes at DSW Designer Shoe Warehouse.

PERSONAL:

- **MAJOR:** Business administration.

ERIC ROWE'S NFL REGULAR SEASON STATS

YEAR	TEAM	GP	GS	TACKLES					INTERCEPTIONS					FUMBLES	
				TOT	SOLO	ASST	SK	YDS	INT	YDS	LG	TD	PD	FF	FR
2015	PHILADELPHIA	16	5	30	24	6	0.0	0.0	1	0	0	0	5	0	0
2016	NEW ENGLAND	9	7	26	20	6	0.0	0.0	1	0	0	0	8	0	0
2017	NEW ENGLAND	8	3	14	13	1	0.0	0.0	0	0	0	0	2	0	0
2018	NEW ENGLAND	4	2	10	9	1	0.0	0.0	0	0	0	0	1	0	0
2019	MIAMI	16	15	81	54	27	0.0	0.0	1	35	35	1	8	1	0
2020	MIAMI	16	14	91	66	25	0.0	0.0	2	26	22	0	11	0	1
2021	MIAMI	17	4	72	44	28	0.0	0.0	0	0	0	0	4	3	0
2022	MIAMI	1	0	6	6	0	0.0	0.0	0	0	0	0	0	0	0
NFL TOTALS		87	50	330	236	94	0.0	0.0	5	61	35t	1	39	4	1

ERIC ROWE'S NFL PLAYOFF STATS

YEAR	TEAM	GP	GS	TACKLES					INTERCEPTIONS					FUMBLES	
				TOT	SOLO	ASST	SK	YDS	INT	YDS	LG	TD	PD	FF	FR
2016	NEW ENGLAND	3	0	11	9	2	0.0	0.0	1	37	37	0	3	0	0
2017	NEW ENGLAND	3	2	13	11	2	0.0	0.0	0	0	0	0	3	0	0
NFL TOTALS		6	2	24	20	4	0.0	0.0	1	37	37	0	6	0	0

ADDITIONAL STATS

Special Teams Tackles: (Philadelphia) 1 in 2015, (New England) 1 in 2017 for total of 2.


Defensive Touchdown: 35-yard interception return on 12/29/19 at New England.

SINGLE-GAME CAREER HIGHS

- Tackles:** 11 vs. Baltimore, 9/8/19
- Interceptions:** 1 6 times, last: vs. Kansas City, 12/13/20
- Passes Defensed:** 5 vs. L.A. Rams, 11/1/20
- Forced Fumbles:** 1 4 times, last: vs. Baltimore, 11/11/21
- Fumble Recoveries:** 1 at Denver, 11/22/20

* AFC Championship game

** Super Bowl LII



JASON SANDERS

KICKER // 5-11 // 190 // NEW MEXICO '18
 ACQUIRED: D7B, '18
 HOMETOWN: ORANGE, CALIF. // BORN: 11/16/95
 NFL: FIFTH SEASON // DOLPHINS: FIFTH SEASON

NFL CAREER

TRANSACTIONS:

- 7th-round pick (229th overall) by Miami in the 2018 NFL Draft.

CAREER HONORS:

- 2020 1st-team All-Pro.
- AFC Special Teams Player of the Week (at Las Vegas, 12/26/20).
- AFC Special Teams Player of the Month (November 2020).
- AFC Special Teams Player of the Month (October 2020).
- AFC Special Teams Player of the Week (at San Francisco, 10/11/20).
- Caught a 1-yard TD pass from P Matt Haack on Dec. 1, 2019, a play dubbed "Mountaineer Shot." The play won the 2019 NFL Bridgestone Clutch Performance of the Year.
- AFC Special Teams Player of the Month (December 2019).
- AFC Special Teams Player of the Week (vs. Philadelphia, 12/1/19).
- AFC Special Teams Player of the Week (at Indianapolis, 11/10/19).
- 2018 PFWA All-Rookie Team.

CAREER HIGHLIGHTS:

- Played in 67 career games.
- 102-for-122 field goals (83.6 pct.); 142-for-145 extra points (97.9 pct.).
- 1 reception for 1 yard and 1 TD.
- 1 solo special teams tackle.
- Is the franchise's all-time career leader in field goal percentage:

DOLPHINS ALL-TIME FG% LEADERS (min. 50 att.)

PLAYER	YRS	FGM	FGA	PCT.
1. JASON SANDERS	2018-22	102	122	83.6
2. Dan Carpenter	2008-12	127	155	81.9
3. Olindo Mare	1997-2006	245	303	80.1
4. Pete Stoyanovich	1989-95	176	222	79.3
5. Caleb Sturgis	2013-14	55	71	77.5

- Had a streak of 69 consecutive made PATs from Dec. 15, 2019 to Nov. 28, 2021 that was the longest active streak in the NFL at that time.

- His 22 consecutive FG streak from 2019-20 is the longest in team history:

MOST CONSECUTIVE FIELD GOALS IN DOLPHINS HISTORY

PLAYER	CONS. FGs
1. JASON SANDERS (2019-20)	22
Olindo Mare (1999)	19
3. Dan Carpenter (2009)	17
4. Olindo Mare (2000)	16
Garó Yepremian (1978)	16

- His 36 field goals made in 2020 ranked 2nd in the league:

2020 NFL FIELD GOALS MADE LEADERS

PLAYER	TEAM	FGM	FGA	PCT.
1. Younghoe Koo	Atl.	37	39	94.9
2. JASON SANDERS	MIA.	36	39	92.3
3. Greg Zuerlein	LV	34	41	82.9
4. Daniel Carlson	NYG	33	35	94.3
5. Rodrigo Blankenship	Ind.	32	37	86.5

- His 36 field goals made in 2020 are 2nd-best in Dolphins history:

DOLPHINS SINGLE-SEASON FIELD GOALS MADE LEADERS

PLAYER	YEAR	FGM	FGA	PCT.
1. Olindo Mare	1999	39	46	84.8
2. JASON SANDERS	2020	36	39	92.3
3. Pete Stoyanovich	1991	31	37	83.8
4. Dan Carpenter	2010	30	41	73.2
Pete Stoyanovich	1992	30	37	81.1

- His 92.3 field goal percentage in 2020 is the best in Dolphins history:

DOLPHINS SINGLE-SEASON FG% LEADERS

PLAYER	YEAR	FGM	FGA	PCT.
1. JASON SANDERS	2020	36	39	92.3
2. Jay Feely	2007	21	23	91.3
Cody Parkey	all-time	21	23	91.3
4. Olindo Mare	2001	19	21	90.5
5. Olindo Mare	2000	28	31	90.3
6. JASON SANDERS	2018	18	20	90.0

- Led the NFL with 13 field goals made in December 2019 – the most successful field goals in 1 month by an NFL kicker since December 2018 (Justin Tucker, 14).
- His 90.0 field goal percentage in 2018 was 8th-best in the league and 6th-best in Dolphins history.
- Was 1 of just 4 NFL kickers to appear in all 16 games and miss 2 or fewer field goals in 2018.

2022 (MIAMI):

- Played in 2 game.
 - 2-for-2 field goals (100.0 pct.); 8-for-8 extra points (100.0 pct.).
- VS. NEW ENGLAND (9/11):** 2-for-2 field goals (100.0 pct.); 2-for-2 extra points (100.0 pct.).
- Made a 43-yard FG in the 1st quarter to give Miami a 3-0 lead.
 - Made a 49-yard FG in the 3rd quarter to extend Miami's lead to 20-7.

2021 (MIAMI):

- Played in all 17 games.
 - 23-for-31 field goals (74.2 pct.); 34-for-35 extra points (97.1 pct.).
- AT NEW ENGLAND (9/12):** 1-for-1 field goals (100.0 pct.); 2-for-2 extra points (100.0 pct.).
- Made a 48-yard FG in the 2nd quarter to tie the score 10-10.
- VS. BALTIMORE (11/11):** 3-for-3 field goals (100.0 pct.); 1-for-1 extra points (100.0 pct.).
- Made a 31-yard FG in the 2nd quarter to tie the score 3-3.
 - Made a 22-yard FG in the 2nd quarter to give Miami a 6-3 lead.
 - Made a 29-yard FG in the 4th quarter to extend Miami's lead to 9-3.
- VS. NEW ENGLAND (1/9):** 2-for-2 field goals (100.0 pct.); 3-for-3 extra points (100.0 pct.).
- Made a 30-yard FG in the 2nd quarter to extend Miami's lead to 17-0.
 - Made a 49-yard FG in the 4th quarter to extend Miami's lead to 27-10.
 - It was his 100th career FG.

2020 (MIAMI):

- Played in all 16 games.
 - 36-for-39 field goals (92.3 pct.); 36-for-36 extra points (100.0 pct.).
 - His 36 field goals made in 2020 ranked 2nd in the NFL.
 - His 92.3 field goal percentage in 2020 set a franchise record.
- AT SAN FRANCISCO (10/11):** 5-for-5 field goals (100.0 pct.); 4-for-4 extra points (100.0 pct.).
- Made FGs from 26, 50, 29, 31 and 49 yards.
 - Became the 1st kicker in Dolphins history to have 3 games with at least 5 field goals.
- AT ARIZONA (11/8):** 2-for-2 field goals (100.0 pct.); 4-for-4 extra points (100.0 pct.).
- Made FGs from 50 and 56 yards.
 - Became 1st player in team history to make 2.50+ yd. FGs in the same game.
 - His 56-yard FG was the 5th-longest in team history.
 - Kicked a 50-yard FG with 3:30 remaining that proved to be the game winner.
 - Broke K Olindo Mare's team record of consecutive made field goals with 20.
- AT LAS VEGAS (12/26):** 4-for-4 field goals (100.0 pct.); 2-for-2 extra points (100.0 pct.).
- Made FGs from 37, 39, 22 and 44 yards.
 - Hit a 44-yard FG with 0:01 remaining to give Miami a 26-25 win.

HONORS:

- AFC Special Teams Player of the Week (at San Francisco, 10/11).
- AFC Special Teams Player of the Month (October).
- AFC Special Teams Player of the Month (November).
- AFC Special Teams Player of the Week (at Las Vegas, 12/26).
- 1st-team All-Pro.

2019 (MIAMI):

- Played in all 16 games.
 - 23-for-30 field goals (76.7 pct.); 29-for-30 extra points (96.7 pct.).
 - Led the NFL with 13 field goals made in the month of December – the most successful field goals in 1 month by an NFL kicker since December 2018 (Justin Tucker, 14).
- AT INDIANAPOLIS (11/10):** 3-for-3 field goals (100.0 pct.); 1-for-1 extra points (100.0 pct.).
- Made the second game-winning kick of his career with a 48-yard FG with 5:45 left in the game to give Miami a 13-12 lead.
 - Converted another 48-yard FG with 3:31 remaining to extend Miami's lead to 4 points.
 - Also made a 47-yard FG in the 1st quarter.
 - Became 1st Dolphins kicker since 1999 (Olindo Mare) to make 3 FGs of 45+ yards in the same game.
- VS. PHILADELPHIA (12/1):** 1-for-1 field goals (100.0 pct.); 2-for-3 extra points (66.7 pct.); 1 reception for 1 yard and 1 TD.
- Made a 51-yard FG to extend Miami's lead 37-28 with 3:37 remaining in the game.
 - Caught a 1-yard TD pass from P Matt Haack on 4th-and-goal in the 2nd quarter to give Miami a 14-13 lead.
 - It was the first TD reception of his career.
 - He became the first kicker to catch a touchdown in the NFL since Denver's Jim Turner on Oct. 16, 1977.
 - The last time an NFL kicker scored a touchdown was Arizona's Jay Feely on a 5-yard rush on Dec. 12, 2010 vs. Denver.
- AT N.Y. JETS (12/8):** 7-for-8 field goals (87.5 pct.).
- Made FGs from 22, 25, 28, 31, 53, 48 and 37 yards.
 - Broke the single-game franchise record of 6 FGs set by K Olindo Mare on Oct. 17, 1999 at New England.
 - Set a franchise record with 8 field goal attempts and is one of just 3 kickers in NFL history to attempt 8 FGs in a game. The last NFL kicker to attempt 8 FGs in a game was Tennessee's Rob Bironas on Oct. 21, 2007 at Houston.
 - Became the 8th player in NFL history to kick at least 7 FGs in a game and the 1st since Oct. 14, 2018 when N.Y. Jets K Jason Myers had 7 vs. Indianapolis.
- HONORS:**
- Caught a 1-yard TD pass from P Matt Haack in the Dec. 1 win vs. Philadelphia, a play dubbed "Mountaineer Shot." The play won the NFL Bridgestone Clutch Performance of the Year.
 - AFC Special Teams Player of the Week (at

Indianapolis, 11/10).

- AFC Special Teams Player of the Week (vs. Philadelphia, 12/1).
- Became the 4th player in team history to win AFC Special Teams Player of the Week twice in 1 season, joining Olindo Mare (1999), Matt Turk (2001) and Dan Carpenter (2010).
- AFC Special Teams Player of the Month (December).

2018 (MIAMI):

- Played in all 16 games.
- 18-for-20 field goals (90.0 pct.); 35-for-36 extra points (97.2 pct.).
- Was 1 of just 4 NFL kickers to appear in all 16 games and miss 2 or fewer field goals.

VS. TENNESSEE (9/9): 2-for-2 field goals (100.0 pct.); 3-for-3 extra points (100.0 pct.)

- Made his NFL debut and 1st NFL field goal.

VS. CHICAGO (10/14): 3-for-3 field goals (100.0 pct.); 2-for-2 extra points (100.0 pct.).

- Converted a 25-yard field goal in the 3rd quarter to extend Miami's lead 21-13.
- Hit a 47-yard field goal as overtime expired to give the Dolphins a 31-28 win. It was the second-longest game-winning field goal in overtime by a rookie since 1974. Rams K Greg Zuerlein kicked a game-winning 54-yarder as a rookie on 12/2/12.
- It was the first multi-field goal performance of his career.

AT GREEN BAY (11/11): 4-for-4 field goals (100.0 pct.).

- Hit field goals from 37, 25, 47 and 40 yards.

HONORS:

- PFWA All-Rookie Team.

BEFORE THE NFL

COLLEGE (NEW MEXICO):

- 4-year letterman (2014-17).

CAREER: Played in 50 games; 25-of-35 field goals (71.4 pct.) and 111-of-112 PATs (99.1 pct.) for 186 points; 9 special teams tackles; 1 special teams forced fumble; 266 kickoffs and 195 touchbacks.

- Set a school record for consecutive extra points made with 81.
- Set a school record for most 50+ yard field goals (4).

SENIOR (2017): Played in all 12 games; 10-of-15 field goals (66.7 pct.) and 28-of-28 PATs (100.0 pct.) for 58 points; 1 special teams tackle; 48 kickoffs and 39 touchbacks.

- His 81.3 touchback percentage was 3rd in FBS.

JUNIOR (2016): Played in all 13 games; 12-of-13 field goals (92.3 pct.) and 61-of-62 PATs (98.4 pct.) for 97 points; 3 special teams tackles; 84 kickoffs and 69 touchbacks.

- His 83.8 touchback percentage led all of FBS.

- His 59 extra points made set a school record.

SOPHOMORE (2015): Played in all 13 games; 3-of-7 field goals (42.9 pct.) and 22-of-22 PATs (100.0 pct.) for 31 points; 72 kickoffs and 50 touchbacks.

TRUE FRESHMAN (2014): Played in all 12 games; 5 special teams tackles; 1 special teams forced fumble; 62 kickoffs and 37 touchbacks.

HIGH SCHOOL (VILLA PARK HS - VILLA PARK, CALIF.)

- Also played soccer.

SENIOR (2013): 7-of-12 field goals (58.3 pct.) and 31-of-34 PATs (91.2 pct.); 26 punts for 1,170 yards (45.0 avg.); 57 kickoffs and 38 touchbacks.

- Named his league's Special Teams Player of the Year.

JUNIOR (2012): 8-of-15 field goals (53.3 pct.) and 43-of-46 PATs (93.5 pct.); 47 punts for 2,157 yards (45.9 avg.); 81 kickoffs and 54 touchbacks.

- 1st-team all-league.
- 2nd-team all-state.

OFF THE FIELD

COMMUNITY:

2022:

- Participated in the DCC XII Golf Tournament.

2021:

- Volunteered at the Miami Dolphins Food Relief Program Thanksgiving meal distribution with Feeding South Florida to provide 1,000 meal boxes to South Florida families.

2019:

- In 2019, helped distribute 500 Thanksgiving meals purchased through player donations to local South Florida families.

PERSONAL:

- **MAJOR:** Political science with a minor in business.

JASON SANDERS' NFL REGULAR SEASON STATS

YEAR	TEAM	GP	FGM	FGA	PCT	LG	XPM	XPA	PCT	PTS
2018	MIAMI	16	18	20	90.0	50	35	36	97.2	89
2019	MIAMI	16	23	30	76.7	54	29	30	96.7	104
2020	MIAMI	16	36	39	92.3	56	36	36	100.0	144
2021	MIAMI	17	23	31	74.2	51	34	35	97.1	103
2022	MIAMI	2	2	2	100.0	49	8	8	100.0	14
NFL TOTALS		67	102	122	83.6	54	142	145	97.9	448

SANDERS' GAME-TYING OR WINNING 4TH QUARTER/OVERTIME KICKS (6)

DATE	OPP	SITUATION	DIST.	W/L	FINAL SCORE
1. 10/14/18	vs. Chi.	Tied 28-28 on the final play of overtime	47 yards	W	31-28*
2. 11/10/19	at Ind.	Trailing 12-10 with 5:45 remaining	48 yards	W	16-12
3. 12/22/19	vs. Cin.	Tied 35-35 on the final play of overtime	37 yards	W	38-35*
4. 11/8/20	at Ari.	Tied 31-31 with 3:30 remaining	50 yards	W	34-31
5. 12/26/20	at LV	Trailing 23-25 with 0:06 remaining	44 yards	W	26-25
6. 9/26/21	at LV	Trailing 25-28 with 2:49 remaining in overtime	50 yards	L	28-31*

* Overtime game

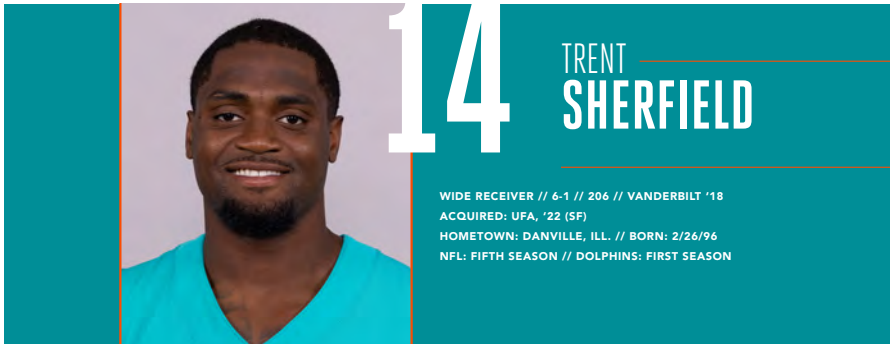
ADDITIONAL STATS

Special Teams Tackles: 1 in 2019.

Successful Onside Kicks: 1 in 2019.

Onside Kick Recoveries: 1 in 2019.

Receiving: 1 reception for 1 yard and 1 TD in 2019.



TRENT SHERFIELD

WIDE RECEIVER // 6-1 // 206 // VANDERBILT '18
 ACQUIRED: UFA, '22 (5F)
 HOMETOWN: DANVILLE, ILL. // BORN: 2/26/96
 NFL: FIFTH SEASON // DOLPHINS: FIRST SEASON

NFL CAREER

TRANSACTIONS:

- Signed by Miami as an unrestricted free agent from San Francisco on March 17, 2022.
- Signed by San Francisco as an unrestricted free agent from Arizona on March 19, 2021.
- Signed by Arizona as an undrafted college free agent on April 30, 2018.

CAREER HIGHLIGHTS:

- Played in 63 career games with 5 starts.
- 40 receptions for 444 yards (11.1 avg.) and 2 TDs.
- 22 special teams tackles (17 solo).

2022 (MIAMI):

- Played in 2 games.
- 3 receptions for 17 yards (5.7 avg.).

VS. NEW ENGLAND (9/11): 1 reception for 8 yards.

- Made his Dolphins debut.

AT BALTIMORE (9/18): 2 receptions for 9 yards (4.5 avg.).

2021 (SAN FRANCISCO):

- Played in all 17 games with 1 start.
- 9 receptions for 87 yards (9.7 avg.) and 1 TD.
- 4 solo special teams tackles.

AT DETROIT (9/12): 2 receptions for 23 yards (11.5 avg.) and 1 TD.

- Caught a 5-yard TD pass from QB Trey Lance to open scoring in the 1st quarter.

AT L.A. RAMS (1/9): 1 reception for 13 yards; 2 solo special teams tackles.

POSTSEASON:

NFC WILD CARD AT DALLAS (1/16): 1 solo special teams tackle.

NFC DIVISIONAL AT GREEN BAY (1/22): 1 solo special teams tackle.

NFC CHAMPIONSHIP AT L.A. RAMS (1/30): Played but did not record any stats.

2020 (ARIZONA):

- Played in 15 games with 1 start.
- Spent 1 game on the Reserve/COVID-19 list.
- 5 receptions for 50 yards (10.0 avg.).
- 9 special teams tackles (6 solo).

AT L.A. RAMS (1/3): 4 receptions for 44 yards (11.0 avg.).

2019 (ARIZONA):

- Played in all 16 games with 1 start.
- 4 receptions for 80 yards (20.0 avg.).
- 8 special teams tackles (6 solo).

VS. SEATTLE (9/29): 1 reception for 15 yards.

AT CINCINNATI (10/6): 1 reception for 23 yards; 1 solo special teams tackle.

VS. ATLANTA (10/13): 1 reception for 38 yards; 1 special teams tackle.

2018 (ARIZONA):

- Played in 13 games with 2 starts.
- Inactive for 3 games.
- 19 receptions for 210 yards (11.1 avg.) and 1 TD.
- 1 solo special teams tackle.

VS. DETROIT (12/9): 5 receptions for 77 yards (15.4 avg.).

AT ATLANTA (12/16): 3 receptions for 15 yards (5.0 avg.) and 1 TD.

- Caught a 7-yard TD pass from QB Mike Glennon in the 4th quarter.

VS. L.A. RAMS (12/23): 6 receptions for 62 yards (10.3 avg.).

BEFORE THE NFL

COLLEGE (VANDERBILT):

- 4-year letterman (2014-17) and 3-year starter.

CAREER: Played in 44 games with 27 starts; 136 receptions for 1,869 yards (13.7 avg.) and 9 TDs; 22 carries for 284 yards (12.9 avg.) and 2 TDs

SENIOR (2017): Played in all 12 games with 8 starts; 50 receptions for 729 yards (14.6 avg.) and 5 TDs; 8 carries for 92 yards (11.5 avg.) and 1 TD.

- Voted a team captain.

JUNIOR (2016): Played in all 13 games with 7 starts; 34 receptions for 472 yards (13.9 avg.) and 1 TD; 7 carries for 97 yards (13.9 avg.) and 1 TD.

SOPHOMORE (2015): Started all 12 games; 51 receptions for 659 yards (12.9 avg.) and 3 TDs; 4 carries for 55 yards (13.8 avg.).

TRUE FRESHMAN (2014): Played in 7 games; 1 reception for 9 yards; 3 carries for 40 yards (13.3 avg.).

HIGH SCHOOL (DANVILLE HS – DANVILLE, ILL.)

- Also lettered in basketball and track & field.
- Played quarterback and defensive back.

SENIOR (2013): 2,429 total yards with 22 TD passes and 11 rushing TDs; 83 tackles.

- Honorable mention all-state.

OFF THE FIELD

PERSONAL:

- **MAJOR:** Medicine, health & society.

TRENT SHERFELD'S NFL REGULAR SEASON STATS

YEAR	TEAM	GP	GS	RECEIVING					RUSHING				
				REC	YDS	AVG	LG	TD	ATT	YDS	AVG	LG	TD
2018	ARIZONA	13	2	19	210	11.1	21	1	0.0	0	0.0	0	0
2019	ARIZONA	16	1	4	80	20.0	38	0	0.0	0	0.0	0	0
2020	ARIZONA	15	1	5	50	10.0	26	0	0.0	0	0.0	0	0
2021	SAN FRANCISCO	17	1	9	87	9.7	18	1	0.0	0	0.0	0	0
2022	MIAMI	2	0	3	17	5.7	12	0	0	0	0.0	0	0
NFL TOTALS		63	5	40	444	11.1	38	2	0	0	0.0	0	0

TRENT SHERFELD'S NFL PLAYOFF STATS

YEAR	TEAM	GP	GS	RECEIVING					RUSHING					
				REC	YDS	AVG	LG	TD	ATT	YDS	AVG	LG	TD	
2021	SAN FRANCISCO	3	0	0	0	0.0	0	0	0	0	0	0.0	0	0.0
PLAYOFF TOTALS		3	0	0	0	0.0	0	0	0	0	0.0	0	0.0	

ADDITIONAL STATS

Kickoff Returns: (Arizona) 1 for 15 yards in 2019.

Special Teams Tackles: (Arizona) 1 in 2018, 8 in 2019, 9 in 2020, (San Francisco) 4 in 2021 for total of 22 (P-2).

Fumble Recoveries: (Arizona) 1 in 2019, 3 in 2020, (San Francisco) 2 in 2021 for total of 6.

SINGLE-GAME CAREER HIGHS

Receptions: 6 vs. L.A. Rams, 12/31/18
Receiving Yards: 77 vs. Detroit, 12/9/18
Longest Reception: 38 vs. Atlanta, 10/13/19
Receiving TDs: 1 Twice, last: at Detroit, 9/12/21

2018 GAME-BY-GAME STATS (ARIZONA)

DATE	OPPONENT	P/S	REC	YDS	AVG	LG	TD
09/09	WASHINGTON	1/0	0	0	0.0	-	0
09/16	at L.A. Rams		INACTIVE				
09/23	CHICAGO	1/0	0	0	0.0	-	0
09/30	SEATTLE	1/0	0	0	0.0	-	0
10/07	at San Francisco	1/0	0	0	0.0	-	0
10/14	at Minnesota		INACTIVE				
10/18	DENVER	1/0	0	0	0.0	-	0
10/28	SAN FRANCISCO		INACTIVE				
11/11	at Kansas City	1/0	0	0	0.0	-	0
11/18	OAKLAND	1/0	1	6	6.0	6	0
11/25	at L.A. Chargers	1/0	1	6	6.0	6	0
12/02	at Green Bay	1/0	1	21	21.0	21	0
12/09	DETROIT	1/1	5	77	15.4	19	0
12/16	at Atlanta	1/1	3	15	5.0	7	1
12/23	L.A. RAMS	1/0	6	62	10.3	15	0
12/30	at Seattle	1/0	2	23	11.5	8	0
2018 TOTALS		13/2	19	210	11.1	7	1

2019 GAME-BY-GAME STATS (ARIZONA)

DATE	OPPONENT	P/S	REC	YDS	AVG	LG	TD
09/08	DETROIT	1/0	0	0	0.0	-	0
09/15	at Baltimore	1/0	0	0	0.0	-	0
09/22	CAROLINA	1/0	0	0	0.0	-	0
09/29	SEATTLE	1/0	1	15	15.0	15	0
10/06	at Cincinnati	1/0	1	23	23.0	23	0
10/13	ATLANTA	1/1	1	38	38.0	38	0
10/20	at N.Y. Giants	1/0	1	4	4.0	4	0
10/27	at New Orleans	1/0	0	0	0.0	-	0
10/31	SAN FRANCISCO	1/0	0	0	0.0	-	0
11/10	at Tampa Bay	1/0	0	0	0.0	-	0
11/17	at San Francisco	1/0	0	0	0.0	-	0
12/01	L.A. RAMS	1/0	0	0	0.0	-	0
12/08	PITTSBURGH	1/0	0	0	0.0	-	0
12/15	CLEVELAND	1/0	0	0	0.0	-	0
12/22	at Seattle	1/0	0	0	0.0	-	0
12/29	at L.A. Rams	1/0	0	0	0.0	-	0
2019 TOTALS		16/1	4	80	20.0	38	0

2020 GAME-BY-GAME STATS (ARIZONA)

DATE	OPPONENT	P/S	REC	YDS	AVG	LG	TD
09/13	at San Francisco	1/0	0	0	0.0	-	0
09/20	WASHINGTON	1/0	0	0	0.0	-	0
09/27	DETROIT	1/0	0	0	0.0	-	0
10/04	at Carolina	1/0	0	0	0.0	-	0
10/11	at N.Y. Jets	1/0	1	6	6.0	6	0
10/19	at Dallas	1/0	0	0	0.0	-	0
10/25	SEATTLE	1/0	0	0	0.0	-	0
11/08	MIAMI	1/0	0	0	0.0	-	0
11/15	BUFFALO	1/0	0	0	0.0	-	0
11/19	at Seattle	1/0	0	0	0.0	-	0
11/29	at New England		RESERVE/COVID-19				
12/06	L.A. RAMS	1/0	0	0	0.0	-	0
12/13	at N.Y. Giants	1/0	0	0	0.0	-	0
12/20	PHILADELPHIA	1/0	0	0	0.0	-	0
12/26	SAN FRANCISCO	1/0	0	0	0.0	-	0
01/03	at L.A. Rams	1/1	4	44	11.0	26	0
2020 TOTALS		15/1	5	50	10.0	26	0

2021 GAME-BY-GAME STATS (SAN FRANCISCO)

DATE	OPPONENT	P/S	REC	YDS	AVG	LG	TD
09/12	at Detroit	1/0	2	23	11.5	18.0	1
09/19	at Philadelphia	1/0	1	9	9.0	9.0	0
09/26	GREEN BAY	1/0	0	0	0.0	-	0
10/03	SEATTLE	1/0	0	0	0.0	-	0
10/10	at Arizona	1/0	0	0	0.0	-	0
10/24	INDIANAPOLIS	1/0	1	9	9.0	9.0	0
10/31	at Chicago	1/0	0	0	0.0	-	0
11/07	ARIZONA	1/0	0	0	0.0	-	0
11/15	L.A. RAMS	1/0	0	0	0.0	-	0
11/21	at Jacksonville	1/0	0	0	0.0	-	0
11/28	MINNESOTA	1/0	1	5	5.0	5.0	0
12/05	at Seattle	1/1	2	16	8.0	9.0	0
12/12	at Cincinnati	1/0	0	0	0.0	-	0
12/19	ATLANTA	1/0	0	0	0.0	-	0
12/23	at Tennessee	1/0	0	0	0.0	-	0
01/02	HOUSTON	1/0	1	12	12.0	12.0	0
01/09	at L.A. Rams	1/0	1	13	13.0	13.0	0
2021 TOTALS		17/1	9	87	9.7	18	1

DATE	OPPONENT	P/S	ATT	YDS	AVG	LG	TD
01/16	at Dallas*	1/0	0	0	0.0	-	0
01/22	at Green Bay**	1/0	0	0	0.0	-	0
01/30	at L.A. Rams***	1/0	0	0	0.0	-	0
PLAYOFF TOTALS		3/0	0	0	0.0	-	0

* NFC Wild Card game

** NFC Divisional game

*** NFC Championship

2022 GAME-BY-GAME STATS (MIAMI)

DATE	OPPONENT	P/S	REC	YDS	AVG	LG	TD
09/11	NEW ENGLAND	1/0	1	8	8.0	8	0
09/18	at Baltimore	1/0	2	9	4.5	12	0
09/25	BUFFALO						
09/29	at Cincinnati						
10/09	at N.Y. Jets						
10/16	MINNESOTA						
10/23	PITTSBURGH						
10/30	at Detroit						
11/06	at Chicago						
11/13	CLEVELAND						
11/27	HOUSTON						
12/04	at San Francisco						
12/11	at L.A. Chargers						
TBD	at Buffalo						
12/25	GREEN BAY						
01/01	at New England						
TBD	N.Y. JETS						
2022 TOTALS		2/0	3	17	5.7	12	0



92

ZACH SIELER

DEFENSIVE TACKLE // 6-6 // 305 // FERRIS STATE '18
ACQUIRED: WAI., '19 (BAL.)
HOMETOWN: PINCKNEY, MICH. // BORN: 9/7/95
NFL: FIFTH SEASON // DOLPHINS: THIRD SEASON

NFL CAREER

TRANSACTIONS:

- Awarded off waivers to Miami on Dec. 5, 2019.
- Waived by Baltimore on Dec. 4, 2019.
- Promoted from Baltimore's practice squad on Oct. 5, 2019.
- Signed to Baltimore's practice squad on Sept. 1, 2019.
- Waived by Baltimore on Aug. 31, 2019.
- 7th-round pick (238th overall) by Baltimore in the 2018 NFL Draft.

CAREER HIGHLIGHTS:

- Played in 44 career games with 20 starts.
- 127 tackles (71 solo), 6.5 sacks, 6 passes defended, 1 forced fumble and 2 fumble recoveries.

2022 (MIAMI):

- Started 2 games.
- 5 tackles (2 solo) and 1 pass defended.

VS. NEW ENGLAND (9/11): 2 solo tackles and 1 pass defended.

2021 (MIAMI):

- Played in all 17 games with 9 starts.
- 62 tackles (33 solo), 2.0 sacks, 3 passes defended, 1 forced fumble and 2 fumble recoveries.

AT NEW ENGLAND (9/12): 3 tackles (2 solo) and 1 fumble recovery.

- Recovered a RB Rhamondre Stevenson forced by S Eric Rowe in the 1st quarter.

AT LAS VEGAS (9/26): 9 tackles (4 solo) and 1 pass defended.

VS. N.Y. JETS (12/19): 3 tackles (2 solo), 1.0 sack, 1 pass defended and 1 forced fumble.

- Strip-sacked QB Zach Wilson in the 4th quarter and the fumble was recovered by DE Emmanuel Ogbah.

AT NEW ORLEANS (12/27): 6 tackles (3 solo) and 1.0 sack.

- Sacked QB Ian Book for a loss of 11 yards in the 4th quarter.

2020 (MIAMI):

- Played in all 16 games with 8 starts.
- 48 tackles (30 solo) and 3.5 sacks.

AT ARIZONA (11/8): 4 tackles (3 solo).

• Teamed up with LB Elandon Roberts to stop RB Chase Edmonds for no gain on a critical 4th-and-1 in the 4th quarter.

VS. CINCINNATI (12/6): 3 solo tackles and 1.0 sack.

- Sacked QB Brandon Allen for a loss of 5 yards in the 4th quarter.

VS. NEW ENGLAND (12/20): 5 tackles (3 solo) and 1.0 sack.

- Sacked QB Cam Newton for a loss of 7 yards in the 2nd quarter.

2019 (BALTIMORE/MIAMI):

- Played in 3 games with 1 start with Miami.
- 8 tackles (3 solo), 1.0 sack and 2 passes defended with Miami.
- Inactive for 1 game with Miami.
- Awarded off waivers to Miami on Dec. 5.
- Played in 4 games with Baltimore.
- Inactive for 4 games with Baltimore.
- 3 tackles (2 solo) with Baltimore.

AT CINCINNATI (11/10): 1 solo tackle.

AT N.Y. GIANTS (12/15): 1 assisted tackle.

- Made his Dolphins debut.

VS. CINCINNATI (12/22): 7 tackles (3 solo), 1.0 sack and 2 passes defended.

- Sacked QB Andy Dalton in the 1st quarter. It was his 1st career sack.

2018 (BALTIMORE):

- Played in 2 games.
- Inactive for 14 games.
- 1 solo tackle.

VS. DENVER (9/23): Played but did not record any stats.

- Made his NFL debut.

VS. PITTSBURGH (11/4): 1 solo tackle.

- Made his 1st NFL tackle.

BEFORE THE NFL

COLLEGE (FERRIS STATE):

- 3-year starter (2014-17).
- Became the first player from his school to ever be selected in the NFL Draft.

CAREER: Played in 39 games with 28 starts; 176 tackles (77 solo), 33 sacks 7 forced fumbles, 4 fumble recoveries and 3 passes defended; 2 blocked kicks.

SENIOR (2017): Played in all 13 games; 79 tackles (32 solo), 7 sacks, 2 forced fumbles, 2 fumble recoveries and 2 passes defended; 1 blocked kick.

- 1st-team D2 All-American.
- Great Lakes Intercollegiate Conference (GLIAC) Defensive Lineman of the Year.
- 1st-team All-GLIAC.

JUNIOR (2016): Played in all 15 games; 80 tackles (37 solo), 19.5 sacks, 5 forced fumbles, 2 fumble recoveries and 1 pass defended; 1 blocked kick.

- 1st-team All-GLIAC.
- His 19.5 sacks were a school record and led all of NCAA Division II.

SOPHOMORE (2015): Played in 11 games; 17 tackles (8 solo) and 6.5 sacks.

REDSHIRT FRESHMAN (2014): Did not record any stats.

- Redshirted in 2013.

HIGH SCHOOL (PINCKNEY HS – PINCKNEY, MICH.)

- Also competed in wrestling and track and field.

SENIOR (2012):

- All-conference.

OFF THE FIELD

COMMUNITY:

2021:

- Participated in a class visit for Day of Persons with Disabilities with South Florida Special Olympics athletes.
- Volunteered at the Miami Dolphins Food Relief Program Thanksgiving meal distribution with Feeding South Florida to provide 1,000 meal boxes to South Florida families.

PERSONAL:


- **PRONUNCIATION:** Last name is pronounced SEE-ler.
- **MAJOR:** Mechanical engineering.

ZACH SIELER'S NFL REGULAR SEASON STATS

YEAR	TEAM	GP	GS	TACKLES					INTERCEPTIONS					FUMBLES		
				TOT	SOLO	ASST	SK	YDS	INT	YDS	LG	TD	PD	FF	FR	
2018	BALTIMORE	2	0	1	1	0	0.0	0.0	0	0	0	0	0	0	0	0
2019	BALTIMORE	4	0	3	2	1	0.0	0.0	0	0	0	0	0	0	0	0
	MIAMI	3	1	8	3	5	1.0	8.0	0	0	0	0	2	0	0	0
2020	MIAMI	16	8	48	30	18	3.5	23.5	0	0	0	0	0	0	0	0
2021	MIAMI	17	9	62	33	29	2.0	18.0	0	0	0	0	3	1	2	0
2022	MIAMI	2	2	5	2	3	0.0	0.0	0	0	0	0	1	0	0	0
NFL TOTALS		44	20	127	71	56	6.5	49.5	0	0	0	0	6	1	2	0

SINGLE-GAME CAREER HIGHS

- Tackles:** 9 at Las Vegas, 9/26/21
- Sacks:** 1 6 times, last: at New Orleans, 12/27/21
- Passes Defended:** 2 vs. Cincinnati, 12/22/19
- Forced Fumbles:** 1 vs. N.Y. Jets, 12/19/21
- Fumble Recoveries:** 1 Twice, last: at Jacksonville in London, 10/17/21



81

DURHAM SMYTHE

TIGHT END // 6-6 // 246 // NOTRE DAME '18
ACQUIRED: D4A, '18
HOMETOWN: BELTON, TEXAS // BORN: 8/9/95
NFL: FOURTH SEASON // DOLPHINS: FOURTH SEASON

NFL CAREER

TRANSACTIONS:

- 4th-round pick (123rd overall) by Miami in the 2018 NFL Draft.

CAREER HIGHLIGHTS:

- Played in 65 career games with 43 starts.
- 75 receptions for 699 yards (9.3 avg.) and 2 TDs.
- 2 carries for 3 yards (1.5 avg.).
- 6 kickoff returns for 50 yards (8.3 avg.).
- 8 special teams tackles (6 solo).

2022 (MIAMI):

- Started 2 games.
- 2 reception for 19 yards (9.5 avg.).

2021 (MIAMI):

- Played in all 17 games with 12 starts.
- 34 receptions for 357 yards (10.5 avg.).
- 2 carries for 3 yards (1.5 avg.).
- 2 special teams tackles (1 solo).

AT JACKSONVILLE IN LONDON (10/17): 5 receptions for 59 yards (11.8 avg.).

VS. ATLANTA (10/24): 3 receptions for 37 yards (12.3 avg.).

AT N.Y. JETS (11/21): 4 receptions for 37 yards (9.3 avg.).

2020 (MIAMI):

- Played in 15 games with 13 starts.
- Inactive for 1 game.
- 26 receptions for 208 yards (8.0 avg.) and 2 TDs.

VS. N.Y. JETS (10/18): 1 reception for 4 yards and 1 TD.

- Caught a 4-yard TD pass from QB Ryan Fitzpatrick in the 2nd quarter to extend Miami's lead to 21-0.
- It was his 1st career TD.

VS. L.A. CHARGERS (11/15): 2 receptions for 9 yards (4.5 avg.) and 1 TD.

- Caught a 2-yard TD pass from QB Tua Tagovailoa in the 4th quarter to extend Miami's lead to 26-14.

VS. NEW ENGLAND (12/20): 5 receptions for 40 yards (8.0 avg.).

2019 (MIAMI):

- Played in all 16 games with 14 starts.

- 7 receptions for 65 yards (9.3 avg.).
- 4 kickoff returns for 45 yards (11.3 avg.).
- 6 special teams tackles (5 solo).

VS. NEW ENGLAND (9/15): 1 reception for 24 yards.

VS. PHILADELPHIA (12/1): 2 receptions for 13 yards (6.5 avg.); 1 kickoff return for 6 yards.

VS. CINCINNATI (12/22): 2 receptions for 18 yards (9.0 avg.); 1 solo special teams tackle.

2018 (MIAMI):

- Played in 15 games with 2 starts.
- Inactive for 1 game.
- 6 receptions for 50 yards (8.3 avg.).
- 1 kickoff return for 0 yards (0.0 avg.).

AT INDIANAPOLIS (11/25): 2 receptions for 27 yards (13.5 avg.).

- Made 1st career start.
- Made 1st career reception on a 21-yard pass from QB Ryan Tannehill.

VS. JACKSONVILLE (12/23): 1 reception for 9 yards (9.0 avg.).

AT BUFFALO (12/30): 3 receptions for 14 yards (4.7 avg.).

BEFORE THE NFL

COLLEGE (NOTRE DAME):

- 4-year letterman (2014-17) and 2-year starter.
- CAREER:** Played in 41 games with 28 starts; 28 receptions for 381 yards (13.6 avg.) and 6 TDs.

SENIOR (2017): Started all 13 games; 15 receptions for 244 yards (16.3 avg.) and 1 TD.

- Helped block for the 7th-best rushing offense in FBS (269.3 rushing yards per game), the school's best finish since 1995.

• Helped the school set a single-season rushing record with 3,503 rushing yards.

JUNIOR (2016): Started all 12 games; 9 receptions for 112 yards (12.4 avg.) and 4 TDs.

SOPHOMORE (2015): 3 starts; 3 receptions for 18 yards (6.0 avg.) and 1 TD.

REDSHIRT FRESHMAN (2014): Played in all 13 games; 1 reception for 7 yards.

- Redshirted in 2013.

HIGH SCHOOL (BELTON HS – BELTON, TEXAS)

- Played defensive end as a freshman before moving to tight end.

SENIOR (2012): 37 receptions for 547 yards (14.8 avg.) and 6 TDs.

- 1st-team all-district.

JUNIOR (2011): 22 receptions for 341 yards (15.5 avg.) and 3 TDs.

- 1st-team all-district.

SOPHOMORE (2010): 8 receptions for 120 yards (15.0 avg.) and 2 TDs.

- Volunteered at the Miami Dolphins Food Relief Program Thanksgiving meal distribution with Feeding South Florida to provide 1,000 meal boxes to South Florida families.

PERSONAL:

- **PRONUNCIATION:** Last name is pronounced sm-eye-th.
- **MAJOR:** Sociology.

OFF THE FIELD

COMMUNITY:

2021:

- Volunteered at the Miami Dolphins holiday event to spend time with and provide dinner and children's gifts for South Florida families.

DURHAM SMYTHE'S NFL REGULAR SEASON STATS

YEAR	TEAM	GP	GS	RECEIVING					RUSHING				
				REC	YDS	AVG	LG	TD	ATT	YDS	AVG	LG	TD
2018	MIAMI	15	2	6	50	8.3	21	0	0	0	0.0	0	0
2019	MIAMI	16	14	7	65	9.3	24	0	0	0	0.0	0	0
2020	MIAMI	15	13	26	208	8.0	19	2	0	0	0.0	0	0
2021	MIAMI	17	12	34	357	10.5	25	0	2	3	1.5	2	0
2022	MIAMI	2	2	2	19	9.5	14	0	0	0	0.0	0	0
NFL TOTALS		65	43	75	699	9.3	25	2	2	3	1.5	2	0

ADDITIONAL STATS

Special Teams Tackles: 6 in 2019, 2 in 2021 for total of 8.

Miscellaneous Tackles: 1 in 2019.

Kickoff Returns: 1 for 0 yards in 2018, 4 for 45 yards in 2019, 1 in 2020 for 5 yards, 1 in 2022 for 18 yards for total of 7 for 68 yards (9.7 avg.).

Miscellaneous Fumble Recoveries: 1 in 2018.

SINGLE-GAME CAREER HIGHS

- Receptions:** 5 3 times, last: vs. Carolina, 11/28/21
- Receiving Yards:** 59 at Jacksonville in London, 10/17/21
- Longest Reception:** 25 at Jacksonville in London, 10/17/21
- Receiving TDs:** 1 Twice, last: vs. L.A. Chargers, 11/15/20

2019 GAME-BY-GAME STATS (MIAMI)

DATE	OPPONENT	P/S	REC	YDS	AVG	LG	TD
09/08	BALTIMORE	1/1	0	0	0.0	0	0
09/15	NEW ENGLAND	1/1	1	24	24.0	24	0
09/22	at Dallas	1/1	0	0	0.0	0	0
09/29	L.A. CHARGERS	1/0	0	0	0.0	0	0
10/13	WASHINGTON	1/1	0	0	0.0	0	0
10/20	at Buffalo	1/1	0	0	0.0	0	0
10/28	at Pittsburgh	1/1	0	0	0.0	0	0
11/03	N.Y. JETS	1/1	0	0	0.0	0	0
11/10	at Indianapolis	1/0	0	0	0.0	0	0
11/17	BUFFALO	1/1	0	0	0.0	0	0
11/24	at Cleveland	1/1	0	0	0.0	0	0
12/01	PHILADELPHIA	1/1	2	13	6.5	7	0
12/08	at N.Y. Jets	1/1	1	2	2.0	2	0
12/15	at N.Y. Giants	1/1	0	0	0.0	0	0
12/22	CINCINNATI	1/1	2	18	9.0	13	0
12/29	at New England	1/1	1	8	8.0	8	0
2019 TOTALS		16/14	7	65	9.3	24	0

2018 GAME-BY-GAME STATS (MIAMI)

DATE	OPPONENT	P/S	REC	YDS	AVG	LG	TD
09/09	TENNESSEE	1/0	0	0	0.0	0	0
09/16	at N.Y. Jets	1/0	0	0	0.0	0	0
09/23	OAKLAND	1/0	0	0	0.0	0	0
09/30	at New England	1/0	0	0	0.0	0	0
10/07	at Cincinnati	1/0	0	0	0.0	0	0
10/14	CHICAGO	1/0	0	0	0.0	0	0
10/21	DETROIT	1/0	0	0	0.0	0	0
10/25	at Houston	1/0	0	0	0.0	0	0
11/04	N.Y. JETS	1/0	0	0	0.0	-	0
11/11	at Green Bay		INACTIVE				
11/25	at Indianapolis	1/1	2	27	13.5	21	0
12/02	BUFFALO	1/0	0	0	0.0	0	0
12/09	NEW ENGLAND	1/0	0	0	0.0	0	0
12/16	at Minnesota	1/1	0	0	0.0	0	0
12/23	JACKSONVILLE	1/0	1	9	9.0	9	0
12/30	at Buffalo	1/0	3	14	4.7	5	0
2018 TOTALS		15/2	6	50	8.3	21	0

2020 GAME-BY-GAME STATS (MIAMI)


DATE	OPPONENT	P/S	REC	YDS	AVG	LG	TD
09/13	at New England	1/1	0	0	0.0	0	0
09/20	BUFFALO	1/0	0	0	0.0	0	0
09/24	at Jacksonville	1/1	1	7	7.0	7	0
10/04	SEATTLE	1/1	2	30	15.0	18	0
10/11	at San Francisco		INACTIVE				
10/18	N.Y. JETS	1/0	1	4	4.0	4t	1
11/01	L.A. RAMS	1/1	2	16	8.0	8	0
11/08	at Arizona	1/1	1	19	19.0	19	0
11/15	L.A. CHARGERS	1/1	2	9	4.5	7	1
11/22	at Denver	1/1	0	0	0.0	0	0
11/29	at N.Y. Jets	1/1	3	19	6.3	12	0
12/06	CINCINNATI	1/1	2	16	8.0	11	0
12/13	KANSAS CITY	1/1	2	19	9.5	10	0
12/20	NEW ENGLAND	1/1	5	40	8.0	15	0
12/26	at Las Vegas	1/1	2	6	3.0	5	0
01/03	at Buffalo	1/1	3	23	7.7	11	0
2020 TOTALS		15/13	26	208	8.0	19	2

2021 GAME-BY-GAME STATS (MIAMI)

DATE	OPPONENT	P/S	REC	YDS	AVG	LG	TD
09/12	at New England	1/1	1	9	9.0	9	0
09/19	BUFFALO	1/1	0	0	0.0	-	0
09/26	at Las Vegas	1/0	0	0	0.0	-	0
10/03	INDIANAPOLIS	1/1	2	6	3.0	4	0
10/10	at Tampa Bay	1/0	2	23	11.5	21	0
10/17	at Jacksonville	1/1	5	59	11.8	25	0
10/24	ATLANTA	1/0	3	37	12.3	18	0
10/31	at Buffalo	1/1	0	0	0.0	-	0
11/07	HOUSTON	1/0	2	27	13.5	21	0
11/11	BALTIMORE	1/1	1	23	23.0	23	0
11/21	at N.Y. Jets	1/0	4	37	9.3	18	0
11/28	CAROLINA	1/1	5	32	6.4	11	0
12/05	N.Y. GIANTS	1/1	0	0	0.0	-	0
12/19	N.Y. JETS	1/1	1	4	4.0	4	0
12/27	at New Orleans	1/1	3	31	10.3	13	0
01/02	at Tennessee	1/1	3	37	12.3	21	0
01/09	NEW ENGLAND	1/1	2	32	16.0	17	0
2021 TOTALS		17/12	34	357	10.5	25	0

2022 GAME-BY-GAME STATS (MIAMI)

DATE	OPPONENT	P/S	REC	YDS	AVG	LG	TD
09/11	NEW ENGLAND	1/1	1	14	14.0	14	0
09/18	at Baltimore	1/1	1	5	5.0	5	0
09/25	BUFFALO						
09/29	at Cincinnati						
10/09	at N.Y. Jets						
10/16	MINNESOTA						
10/23	PITTSBURGH						
10/30	at Detroit						
11/06	at Chicago						
11/13	CLEVELAND						
11/27	HOUSTON						
12/04	at San Francisco						
12/11	at L.A. Chargers						
TBD	at Buffalo						
12/25	GREEN BAY						
01/01	at New England						
TBD	N.Y. JETS						
2022 TOTALS		2/2	2	19	9.5	14	0



1

TUA TAGOVAILOA

QUARTERBACK // 6-1 // 217 // ALABAMA '20
 ACQUIRED: D1A, '20
 HOMETOWN: EWA BEACH, HAWAII // BORN: 3/2/98
 NFL: THIRD SEASON // DOLPHINS: THIRD SEASON



NFL CAREER

TRANSACTIONS:

- 1st-round pick (5th overall) by Miami in the 2020 NFL Draft.

CAREER HIGHLIGHTS:

- Played in 25 career games with 23 starts.
- 508-of-761 passing (66.8 pct.) for 5,206 yards, 34 TDs and a QB rating of 91.8.
- 81 carries for 238 yards (2.9 avg.) and 6 TDs.
- 1 miscellaneous tackle.
- His 91.8 passer rating is 2nd-best in team history:

HIGHEST PASSER RATING IN DOLPHINS HISTORY (min. 250 att.)

PLAYER	YRS	RATING
1. Chad Pennington	2008-10	94.5
2. TUA TAGOVAILOA	2020-22	91.8
3. Ryan Fitzpatrick	2019-20	89.0
4. Ryan Tannehill	2012-18	87.0
5. Dan Marino	1983-99	86.4

- His 66.8 completion percentage is 2nd-best in team history:

HIGHEST COMPLETION PERCENTAGE IN DOLPHINS HISTORY (min. 150 comp.)

PLAYER	YRS	ATT	CMP	PCT.
1. Chad Pennington	2008-10	552	373	67.6
2. TUA TAGOVAILOA	2020-22	761	508	66.8
3. Ryan Fitzpatrick	2019-20	769	494	64.2
4. Ryan Tannehill	2012-18	2,911	1,829	62.8
5. Jay Cutler	2017	429	266	62.0

- His 2.23 interception rate is 3rd-lowest in team history:

LOWEST INTERCEPTION RATE IN DOLPHINS HISTORY (min. 250 att.)

PLAYER	YRS	ATT	INT	INT%
1. Chad Pennington	2008-10	552	9	1.63
2. Cleo Lemon	2005-07	377	7	1.86
3. TUA TAGOVAILOA	2020-22	761	17	2.23
4. Ryan Tannehill	2012-18	2,911	75	2.58
5. Gus Frerotte	2005	494	13	2.63

- His four 300-yard passing games are the 5th-most in Dolphins history:

MOST 300-YARD PASSING GAMES IN DOLPHINS HISTORY

PLAYER	YRS	300+ YD GAMES
1. Dan Marino	1983-99	63
2. Ryan Tannehill	2012-18	16
3. Ryan Fitzpatrick	2019-20	7
Chad Henne	2008-11	7
5. TUA TAGOVAILOA	2020-22	4

- His 6 passing TDs on Sept. 18, 2022 at Baltimore were tied for the most in Dolphins history:

MOST PASSING TDs IN DOLPHINS HISTORY (SINGLE GAME)

PLAYER	DATE, OPP	YDS	TDs
1. TUA TAGOVAILOA	9/18/22, AT BAL.	469	6
Dan Marino	9/21/86, at NYJ	448	6
Bob Griese	11/24/77, at StL	207	6
4. Dan Marino	Five times		5

- His 469 passing yards on Sept. 18, 2022 at Baltimore were the 4th-most in Dolphins history:

MOST PASSING YARDS IN DOLPHINS HISTORY (SINGLE GAME)

PLAYER	DATE, OPP	YDS
1. Dan Marino	10/23/88, vs. NYJ	521
2. Dan Marino	9/4/94, vs. NE	473
3. Dan Marino	12/2/84, vs. LAR	470
4. TUA TAGOVAILOA	9/18/22, AT BAL.	469
5. Dan Marino	10/1/95, at Cin.	450

- His 36 completions on Sept. 18, 2022 at Baltimore were the 4th-most in Dolphins history:

MOST COMPLETIONS IN DOLPHINS HISTORY (SINGLE GAME)

PLAYER	DATE, OPP	COMP.
1. Dan Marino	11/16/86, at Buf.	39
2. Dan Marino	11/23/97, at NE	38
3. TUA TAGOVAILOA	9/18/22, AT BAL.	36
4.	Six times	35

- Became 3rd rookie QB in Super Bowl era (Dak Prescott and Kyle Allen) to not throw an interception in his 1st 5 career starts (min. 100 att.).
- Became the 1st Dolphins rookie QB in team history to win each of his 1st 3 starts.
- Did not throw an interception in 5 consecutive starts (Games 7-10, 12 of the 2020 season), trying the franchise record (Jay Fiedler) for most consecutive starts without an interception.
- Joined QB Carson Wentz (Philadelphia) as only rookie QBs in the Super Bowl era to win each of his 1st 3 NFL starts and not throw an interception.

- His 64.1 completion percentage in 2020 was the best by a rookie in team history:

HIGHEST COMPLETION PERCENTAGE BY A ROOKIE IN DOLPHINS HISTORY (min. 75 comp.)				
PLAYER	YRS	ATT	CMP	PCT.
1. TUA TAGOVAILOA	2020	290	186	64.1
2. Dan Marino	1983	296	173	58.4
3. Ryan Tannehill	2012	484	282	58.3
4. David Woodley	1980	327	176	53.8

- His 87.1 passer rating in 2020 was the 2nd-best by a rookie in team history behind only Hall of Famer Dan Marino:

HIGHEST PASSER RATING BY A ROOKIE IN DOLPHINS HISTORY (min. 150 att.)		
PLAYER	YRS	RATING
1. Dan Marino	1983	96.0
2. TUA TAGOVAILOA	2020	87.1
3. Ryan Tannehill	2012	76.1

- Served as a team captain in 2022.

2022 (MIAMI):

- Started 2 games.
 - 59-of-83 passing (71.1 pct.) for 739 yards, 7 TDs and a QB rating of 116.5.
 - 3 carries for 1 yard (0.3 avg.).
 - Serves as a team captain.
- VS. NEW ENGLAND (9/11):** 23-of-33 passing (69.7 pct.) for 270 yards, 1 TD and a QB rating of 104.4; 2 carries for 0 yards (0.0 avg.).
- Completed a 42-yard TD pass to WR Jaylen Waddle with 18 seconds left on the 1st half on a 4th-and-7 snap.
- AT BALTIMORE (9/18):** 36-of-50 passing (72.0 pct.) for 469 yards, 6 TDs and a QB rating of 124.1; 1 carry for 1 yard.
 - Led the largest fourth-quarter comeback (21 points) and road comeback in franchise history.
 - Connected on TD passes of 48 and 60 yards to WR Tyreek Hill in the second half.
 - Found WR Jaylen Waddle for a 7-yard TD with 14 seconds left to win the game.
 - His 6 passing TDs tied a franchise record with Hall of Fame QBs Dan Marino and Bob Griese.
 - His 4 passing TDs in the 4th quarter were a Dolphins record.
 - His 461 passing yards were the 4th-most in a game in team history and most by anyone not named QB Dan Marino.
 - His 36 completions were the 3rd-most in a game in Dolphins annals.
 - Became the 2nd-youngest NFL player since 1950 (Patrick Mahomes) to throw for 450+ yards and 6+ TDs in a game.

2021 (MIAMI):

- Played in 13 games with 12 starts.
- Dressed but did not play in 1 game.
- Missed 3 games after being placed on injured reserve on Sept. 25 and activated on Oct. 16.
- 263-of-388 passing (67.8 pct.) for 2,653 yards, 16 TDs and a QB rating of 90.1.
- 42 carries for 128 yards (3.0 avg.) and 3 TDs.
- 1 assisted miscellaneous tackle.

- 2 miscellaneous fumble recoveries.

AT JACKSONVILLE IN LONDON (10/17): 33-of-47 passing (70.2 pct.) for 329 yards, 2 TDs and a QB rating of 95.1; 3 carries for 22 yards (7.3 avg.).

- Completed a 6-yard TD pass to WR Jaylen Waddle in the 1st quarter to give Miami a 7-0 lead.
- Completed a 2-yard TD pass to WR Jaylen Waddle in the 4th quarter.

VS. ATLANTA (10/24): 32-of-40 passing (80.0 pct.) for 291 yards, 4 TDs and a QB rating of 109.5.

- Completed a 10-yard TD pass to WR Isaiah Ford in the 1st quarter to give Miami a 7-0 lead.
- Completed a 6-yard TD pass to TE Mike Gesicki in the 3rd quarter.
- Completed a 7-yard TD pass to RB Myles Gaskin in the 4th quarter.
- Completed a 4-yard TD pass to WR Mack Hollins in the 4th quarter to give Miami a 28-7 lead.

VS. BALTIMORE (11/11): 8-of-13 passing (61.5 pct.) for 158 yards for a QB rating of 104.0; 3 carries for 0 yards and 1 TD.

- Scored on a 1-yard TD run in the 4th quarter to extend Miami's lead to 22-10.

AT N.Y. JETS (11/21): 27-of-33 passing (81.8 pct.) for 273 yards and 2 TDs for a QB rating of 108.7; 3 carries for 6 yards (2.0 avg.).

- Completed a 65-yard TD pass to WR Mack Hollins in the 3rd quarter to give Miami a 14-7 lead.
- Completed a 5-yard TD pass to RB Myles Gaskin in the 4th quarter to give Miami a 21-14 lead.

2020 (MIAMI):

- Played in 10 games with 9 starts.
- Inactive for 1 game.
- Dressed but did not play in 5 games.
- 186-of-290 passing (64.1 pct.) for 1,814 yards, 11 TDs and a QB rating of 87.1.
- 36 carries for 109 yards (3.0 avg.) and 3 TDs.
- 1 miscellaneous tackle.

VS. N.Y. JETS (10/18): 2-of-2 passing (100.0 pct.) for 9 yards for a QB rating of 85.4.

- Made his NFL and Dolphins debut.
- Became the 4th left-handed QB to throw a pass for the Dolphins, joining Jim Del Gaizo, Scott Mitchell and Pat White.

AT ARIZONA (11/8): 20-of-28 passing (71.4 pct.) for 248 yards, 2 TDs and a QB rating of 122.3; 7 carries for 35 yards (5.0 avg.).

- Completed a 9-yard TD pass to WR Preston Williams to extend Miami's lead to 21-14.
- Completed an 11-yard TD pass to WR Mack Hollins in the 4th quarter to even the score 31-31.
- Trailing by 7 entering the 4th quarter, completed 6-of-8 (75.0 pct.) passes for 67 yards and 1 TD in final frame to lead come-from-behind win.
- Became the 1st Dolphins player to have a game-winning drive in the 4th quarter or OT within his 1st 2 NFL starts since Chad Henne in 2009.
- It was the 1st 4th-quarter comeback of his career.

VS. KANSAS CITY (12/13): 28-of-48 passing (58.3 pct.) for 316 yards, 2 TDs and a QB rating for 83.3; 6 carries for 24 yards (4.0 avg.) and 1 TD.

- Completed a 7-yard TD pass to TE Mike Gesicki

to give Miami a 7-0 lead.

- Completed a 29-yard TD pass to TE Mike Gesicki in the 4th quarter.
- Scored on a 1-yard TD run in the 4th quarter.
- Posted the 1st 300-yard passing game of his career.

VS. NEW ENGLAND (12/20): 20-of-26 passing (76.9 pct.) for 145 yards and a QB rating of 73.4; 3 carries for 9 yards (3.0 avg.) and 2 TDs.

- Scored on a 3-yard TD run in the 4th quarter to give Miami a 15-12 lead.
- Scored on a 1-yard TD run in the 4th quarter to extend Miami's lead to 22-12.
- Became the 5th QB in Dolphins history to have 2 rushing TDs in the same game and 1st since QB Cleo Lemon on 10/14/07 at Cleveland.

BEFORE THE NFL

COLLEGE (ALABAMA):

- 3-year letterman (2017-19) and 2-year starter.
- CAREER:** Played in 33 career games with 24 starts; 474-of-684 passing (69.3 pct.) for 7,442 yards and 87 TDs; 107 carries for 340 yards (3.2 avg.) and 9 TDs.
- His 87 career passing TDs set a school record.
- His 7,442 career passing yards ranked 3rd in school history.

JUNIOR (2019): Started 9 games; 180-of-252 passing (71.4 pct.) for 2,840 yards and 33 TDs; 23 carries for 17 yards (0.7 avg.) and 2 TDs.

- Co-Polynesian Player of the Year.
- Won the Bobby Bowden Award (Division I player who epitomizes a student-athlete from a faith perspective).
- 2nd-team All-SEC.

SOPHOMORE (2018): Started all 15 games; 245-of-355 passing (69.0 avg.) for 3,966 yards and 43 TDs; 57 carries for 190 yards (3.3 avg.) and 5 TDs.

- His 43 TD passes were a single-season school record.
- His 3,966 passing yards were a single-season school record.
- His 245 completions ranked 4th in school history.
- His 48 total TDs led the SEC and ranked 2nd nationally.
- Consensus All-American.
- Walter Camp Player of the Year.
- Won the Maxwell Award (nation's top all-around player).

- Sporting News National Player of the Year.
- SEC Offensive Player of the Year.
- 1st-team All-SEC.
- Finalist for the Davey O'Brien Award (best quarterback).

TRUE FRESHMAN (2017): Played in 9 games; 49-of-77 passing (63.6 pct.) and 11 TDs; 27 carries for 133 yards (4.9 avg.) and 2 TDs.

- Entered the game in the 2nd half and helped team erase 13-0 to win the College Football Playoff National Championship.
- College Football Playoff National Championship Offensive MVP.

HIGH SCHOOL (SAINT LOUIS SCHOOL – HONOLULU, HAWAII)

CAREER: 8,158 passing yards and 84 TDs; 1,727 rushing yards and 27 TDs.

- His 8,158 passing yards were a new Hawaii high school record.
- SENIOR (2016):** 3,932 passing yards and 43 TDs.
- Hawaii Gatorade Player of the Year.
- Won a state championship.

OFF THE FIELD

COMMUNITY:

2022:

- Hosted 1st annual "Luau for Tua" in South Florida, which raised more than \$50,000 for Big Brothers Big Sisters of Miami-Dade and Broward counties.

2021:

- Volunteered at the Miami Dolphins holiday event to spend time with and provide dinner and children's gifts for South Florida families.
- In 2021, established the Tua Foundation, dedicated to the support of youth initiatives, health and wellness and other charitable causes.

2020:

- In 2020, established a \$300,000 permanent scholarship endowment at his high school alma mater, Saint Louis School in Honolulu, Hawaii.

PERSONAL:

- **PRONUNCIATION:** Name is pronounced TOO-uh TUNG-oh-vai-LOA.
- **MAJOR:** Communication studies.

TUA TAGOVALLOA'S NFL REGULAR SEASON PASSING STATS

YEAR	TEAM	GP	GS	ATT	CMP	PCT	YDS	Y/A	TD	INT	LG	SK/YDS	RATE
2020	MIAMI	10	9	290	186	64.1	1814	6.3	11	5	35	20/136	87.1
2021	MIAMI	13	12	388	263	67.8	2653	6.8	16	10	65t	20/152	90.1
2022	MIAMI	2	2	83	59	71.1	739	8.9	7	2	60t	4/36	116.5
NFL TOTALS		25	23	761	508	66.8	5206	6.8	34	17	65t	44/324	91.8

TUA TAGOVALLOA'S NFL REGULAR SEASON RUSHING/RECEIVING STATS

YEAR	TEAM	GP	GS	RUSHING					RECEIVING				
				ATT	YDS	AVG	LG	TD	REC	YDS	AVG	LG	TD
2020	MIAMI	10	9	36	109	3.0	17	3	0	0	0.0	-	0
2021	MIAMI	13	12	42	128	3.0	23	3	0	0	0.0	-	0
2022	MIAMI	2	2	3	1	0.3	1	0	0	0	0.0	-	0
NFL TOTALS		25	23	81	238	2.9	23	6	0	0	0.0	-	0

ADDITIONAL STATS

Miscellaneous Tackles: 1 in 2020, 1 in 2021 for total of 2.
 Miscellaneous Fumble Recoveries: 2 in 2021.
 Career Regular Season Record As A Starter: 6-3 in 2020,
 7-5 in 2021, 2-0 in 2022 for total of 15-8.

SINGLE-GAME CAREER HIGHS

Pass Attempts:	58	at Buffalo, 1/3/21
Completions:	36	at Baltimore, 9/18/22
Passing Yards:	469	at Baltimore, 9/18/22
TD Passes:	6	at Baltimore, 9/18/22
Longest Pass:	65t	at N.Y. Jets, 11/21/21
Completion Pct. (min. 20 att.):	87.1	vs. Carolina, 11/28/21
Passer Rating:	124.1	at Baltimore, 9/18/22
Rush Attempts:	7	at Arizona, 11/8/20
Rushing Yards:	35	at Arizona, 11/8/20
Longest Run:	23	vs. New England, 1/9/22
Rushing TDs:	2	vs. New England, 12/20/20

TAGOVAILOA'S 4TH QUARTER COMEBACK VICTORIES (3)

DATE	OPP	4Q DEFICIT	4Q/OT STATS	FINAL SCORE
1. 11/8/20	at Ari.	24-31	8-6-67-1-0	34-31
2. 12/20/20	vs. NE	7-9	5-5-28-0-0	22-12
3. 9/18/22	at Bal.	14-35	17-13-199-4-0	42-38

TAGOVAILOA'S GAME-WINNING DRIVES (5)

DATE	OPP	GW SCORE	TIME LEFT	FINAL SCORE
1. 11/8/20	at Ari.	Sanders 50-yd FG	3:30	34-31
2. 12/20/20	vs. NE	Tagovailoa 3-yd rush	12:55	22-12
3. 11/21/21	at NYJ	Gaskin 5-yard rec	10:15	24-17
4. 12/19/21	vs. NYJ	Parker 11-yard rec	3:37	31-24
5. 9/18/22	at Bal.	Waddle 7-yard rec	0:14	42-38

* denotes GWD was in overtime

300-YARD PASSING GAMES (4)

DATE	OPP	ATT	CMP	PCT	YDS	TD	INT	LG	RATE
12/13/20	vs. KC	48	28	58.3	316	2	1	29t	83.3
1/3/21	at Buf.	58	35	60.3	361	1	3	31	62.5
10/17/21	at Jax.	47	33	70.2	329	2	1	32	95.1
9/18/22	at Bal.	50	36	72.0	469	6	2	60t	124.1

2020 GAME-BY-GAME STATS (MIAMI)

DATE	OPPONENT	P/S	ATT	CMP	PCT	YDS	TD	INT	LG	SK/YDS
09/13	at New England					DID NOT PLAY				
09/20	BUFFALO					DID NOT PLAY				
09/24	at Jacksonville					DID NOT PLAY				
10/04	SEATTLE					DID NOT PLAY				
10/11	at San Francisco					DID NOT PLAY				
10/18	N.Y. JETS	1/0	2	2	100.0	9	0	0	7	0/0
11/01	L.A. RAMS	1/1	22	12	54.5	93	1	0	15	1/3
11/08	at Arizona	1/1	28	20	71.4	248	2	0	35	3/27
11/15	N.Y. JETS	1/1	25	15	60.0	169	2	0	23	0/0
11/22	at Denver	1/1	20	11	55.0	83	1	0	13	6/33
11/29	at N.Y. Jets					INACTIVE				
12/06	CINCINNATI	1/1	39	26	66.7	296	1	0	35	0/0
12/13	KANSAS CITY	1/1	48	28	58.3	316	2	1	29t	4/29
12/20	NEW ENGLAND	1/1	26	20	76.9	145	0	1	15	2/12
12/26	at Las Vegas	1/1	22	17	77.3	94	1	0	14	3/23
01/03	at Buffalo	1/1	58	35	60.3	361	1	3	31	1/9
2020 TOTALS		10/9	290	186	64.1	1,814	11	5	35	20/136

2021 GAME-BY-GAME STATS (MIAMI)

DATE	OPPONENT	P/S	ATT	CMP	PCT	YDS	TD	INT	LG	SK/YDS
09/12	at New England	1/1	27	16	59.3	202	1	1	36	2/17
09/19	BUFFALO	1/1	4	1	25.0	13	0	0	13	2/13
09/26	at Las Vegas					INJURED RESERVE				
10/03	INDIANAPOLIS					INJURED RESERVE				
10/10	at Tampa Bay					INJURED RESERVE				
10/17	at Jacksonville	1/1	47	33	70.2	329	2	1	32	0/0
10/24	ATLANTA	1/1	40	32	80.0	291	4	2	27	1/10
10/31	at Buffalo	1/1	39	21	53.8	205	0	1	40	2/11
11/07	HOUSTON					DID NOT PLAY				
11/11	BALTIMORE	1/0	13	8	61.5	158	0	0	64	1/6
11/21	at N.Y. Jets	1/1	33	27	81.8	273	2	1	65t	0/0
11/28	CAROLINA	1/1	31	27	87.1	230	1	0	57	2/26
12/05	N.Y. GIANTS	1/1	41	30	73.2	244	2	0	25	2/15
12/19	N.Y. JETS	1/1	27	16	59.3	196	2	2	37	1/0
12/27	at New Orleans	1/1	26	19	73.1	198	1	1	40	2/25
01/02	at Tennessee	1/1	38	18	47.4	205	0	1	45	4/23
01/09	NEW ENGLAND	1/1	22	15	68.2	109	1	0	17	1/6
2021 TOTALS		13/12	388	263	67.8	2653	16	10	65t	20/152

2022 GAME-BY-GAME STATS (MIAMI)

DATE	OPPONENT	P/S	ATT	CMP	PCT	YDS	TD	INT	LG	SK/YDS
09/11	NEW ENGLAND	1/1	33	23	69.7	270	1	0	42t	3/28
09/18	at Baltimore	1/1	50	36	72.0	469	6	2	60t	1/8
09/25	BUFFALO									
09/29	at Cincinnati									
10/09	at N.Y. Jets									
10/16	MINNESOTA									
10/23	PITTSBURGH									
10/30	at Detroit									
11/06	at Chicago									
11/13	CLEVELAND									
11/27	HOUSTON									
12/04	at San Francisco									
12/11	at L.A. Chargers									
TBD	at Buffalo									
12/25	GREEN BAY									
01/01	at New England									
TBD	N.Y. JETS									
2022 TOTALS		2/2	83	59	71.1	739	7	2	60t	4/36



QUARTERBACK // 6-2 // 219 // KANSAS STATE '22
 ACQUIRED: D7B, '22
 HOMETOWN: INDEPENDENCE, MO. // BORN: 6/4/97
 NFL: ROOKIE SEASON // DOLPHINS: ROOKIE SEASON

NFL CAREER

TRANSACTIONS:

- 7th-round pick (247th overall) by Miami in the 2022 NFL Draft.

2022 (MIAMI):

- Inactive for 2 games.

BEFORE THE NFL

COLLEGE (KANSAS STATE):

- 5-year letterman (2017-21) and 4-year starter.
- CAREER:** Played in 45 games with 40 starts; 552-of-885 passing (62.4 pct.) for 7,134 yards and 42 TDs; 354 carries for 1,087 yards (3.1 avg.) and 26 TDs.
- Is the only player in Kansas State history with over 6,000 passing yards and 1,000 rushing yards in his career.
- GRADUATE (2021):** Started 10 games; 162-of-233 passing (69.5 pct.) for 2,113 yards and 12 TDs; 47 carries for 4 yards (0.1 avg.) and 4 TDs.
- SENIOR (2020):** Started 3 games; 40-of-64 passing (62.5 pct.) for 626 yards and 4 TDs; 19 carries for 38 yards (2.0 avg.) and 3 TDs.
- JUNIOR (2019):** Started all 13 games; 177-of-297 passing (59.6 pct.) for 2,315 yards and 12 TDs; 114 carries for 405 yards (3.6 avg.) and 11 TDs.
- Big-12 honorable mention.
- SOPHOMORE (2018):** Played in 11 games with 10 starts; 122-of-208 passing (58.7 pct.) for 1,391 yards and 9 TDs; 105 carries for 373 yards (3.6 avg.) and 5 TDs.
- REDSHIRT FRESHMAN (2017):** Played in 8 games with 4 starts; 51-of-83 passing (61.4 pct.) for 689 yards and 5 TDs; 69 carries for 267 yards (3.9 avg.) and 3 TDs.

- Honorable mention Big-12 Offensive Freshman of the Year.
- Redshirted in 2016.

HIGH SCHOOL (FORT OSAGE HS – INDEPENDENCE, MO.)

- Also was an all-state basketball player.
- SENIOR (2015):** 138-of-204 passing (67.7 pct.) for 2,112 yards and 25 TDs; 188 carries for 1,092 yards (5.8 avg.) and 19 TDs.
- Led team to a 13-1 record and Missouri state championship.
 - Missouri Gatorade Player of the Year.
 - Simone Award winner.
 - 1st-team all-state.
- JUNIOR (2014):** 2,385 passing yards and 24 TDs; 461 rushing yards and 9 TDs.
- 1st-team all-state.

OFF THE FIELD

COMMUNITY:

- Started the “Thompson Family Cancer Research Fund” in memory of his late mother, Teresa Lynn Thompson, and late grandfather, John Walter Thompson.

PERSONAL:

- **MAJOR:** Business management with a minor in leadership studies.

SKYLAR THOMPSON'S NFL REGULAR SEASON PASSING STATS


YEAR	TEAM	GP	GS	ATT	CMP	PCT	YDS	Y/A	TD	INT	LG	SK/YDS	RATE
2022	MIAMI	0	0	0	0	0.0	0	0.0	0	0	0	0/0	0.0
NFL TOTALS		0	0	0	0	0.0	0	0.0	0	0	0	0/0	0.0

SKYLAR THOMPSON'S NFL REGULAR SEASON RUSHING/RECEIVING STATS

YEAR	TEAM	GP	GS	RUSHING				RECEIVING					
				ATT	YDS	AVG	LG	TD	REC	YDS	AVG	LG	TD
2022	MIAMI	0	0	0	0	0.0	-	0	0	0	0.0	-	0
NFL TOTALS		0	0	0	0	0.0	-	0	0	0	0.0	-	0

2022 GAME-BY-GAME STATS (MIAMI)

DATE	OPPONENT	P/S	ATT	CMP	PCT	YDS	TD	INT	LG	SK/YDS
09/11	NEW ENGLAND									
09/18	at Baltimore					INACTIVE				
09/25	BUFFALO					INACTIVE				
09/29	at Cincinnati									
10/09	at N.Y. Jets									
10/16	MINNESOTA									
10/23	PITTSBURGH									
10/30	at Detroit									
11/06	at Chicago									
11/13	CLEVELAND									
11/27	HOUSTON									
12/04	at San Francisco									
12/11	at L.A. Chargers									
TBD	at Buffalo									
12/25	GREEN BAY									
01/01	at New England									
TBD	N.Y. JETS									
2022 TOTALS		0/0	0	0	0.0	0	0	0	-	0/0



41

CHANNING TINDALL

LINEBACKER // 6-2 // 232 // GEORGIA '22
 ACQUIRED: D3, '22
 HOMETOWN: COLUMBIA, S.C. // BORN: 3/28/00
 NFL: ROOKIE SEASON // DOLPHINS: ROOKIE SEASON

NFL CAREER

TRANSACTIONS:

- 3rd-round pick (102nd overall) by Miami in the 2022 NFL Draft.

CAREER HIGHLIGHTS:

- Played in 1 game.

2022 (MIAMI):

- Played in 1 game.
- Inactive for 1 game.

VS. NEW ENGLAND (9/11): Played but did not record any stats.

- Made his NFL debut.

BEFORE THE NFL

COLLEGE (GEORGIA):

- 4-year letterman (2018-21).

CAREER: Played in 50 games; 108 tackles (54 solo), 12.0 sacks and 1 forced fumble.

SENIOR (2021): Played in all 15 games; 67 tackles

(35 solo), 5.5 sacks and 1 forced fumble.

- 2nd-team All-SEC.
- His 67 tackles were 3rd on the team.
- Helped his team win the College Football Playoff National Championship.

JUNIOR (2020): Played in all 10 games; 15 tackles (12 solo) and 3.0 sacks.

SOPHOMORE (2019): Played in 11 games; 9 tackles (4 solo) and 1.5 sacks.

TRUE FRESHMAN (2018): Played in all 14 games; 17 tackles (3 solo) and 2.0 sacks.

HIGH SCHOOL (SPRING VALLEY HS – COLUMBIA, S.C.)

- Also competed in track and field as a thrower.

SENIOR (2017): 190 tackles and 9.0 sacks.

- All-American.
- South Carolina Defensive Player of the Year.
- 1st-team all-state.


OFF THE FIELD

PERSONAL:

- **MAJOR:** Business management.

CHANNING TINDALL'S NFL REGULAR SEASON STATS

YEAR	TEAM	GP	GS	TACKLES					INTERCEPTIONS					FUMBLES		
				TOT	SOLO	ASST	SK	YDS	INT	YDS	LG	TD	PD	FF	FR	
2022	MIAMI	1	0	0	0	0	0.0	0.0	0	0	0	0	0	0	0	0
NFL TOTALS		1	0	0	0	0	0.0	0.0	0	0	0	0	0	0	0	0



43

ANDREW VAN GINKEL

LINEBACKER // 6-4 // 242 // WISCONSIN '19

ACQUIRED: D5, '19

HOMETOWN: ROCK VALLEY, IOWA // BORN: 7/1/95

NFL: FOURTH SEASON // DOLPHINS: FOURTH SEASON

NFL CAREER

TRANSACTIONS:

- 5th-round pick (151st overall) by Miami in the 2019 NFL Draft.

CAREER HIGHLIGHTS:

- Played in 41 career games with 26 starts.
- 115 tackles (78 solo), 10.5 sacks, 11 passes defended, 4 forced fumbles and 2 fumble recoveries; 1 fumble return for a TD.
- 21 special teams tackles (13 solo).
- 1 blocked punt.

2022 (MIAMI):

- Played in 2 games.
- 2 special teams tackles (1 solo).

2021 (MIAMI):

- Played in all 17 games with 14 starts.
- 62 tackles (44 solo), 4.0 sacks, 7 passes defended and 1 forced fumble.
- 9 special teams tackles (6 solo).

VS. HOUSTON (11/7):

- 4 solo tackles and 1.0 sack.
- Sacked QB Tyrod Taylor for a loss of 7 yards in the 2nd quarter.

VS. N.Y. JETS (12/19):

- 4 solo tackles and 1.0 sack; 1 assisted special teams tackle.
- Sacked QB Zach Wilson for a loss of 9 yards on 3rd-and-9 in the 3rd quarter.

AT NEW ORLEANS (12/27):

- 2 solo tackles and 2 passes defended; 1 solo special teams tackle.

VS. NEW ENGLAND (1/9):

- 6 tackles (5 solo) and 1.0 sack; 1 assisted special teams tackle.
- Sacked QB Mac Jones for a loss of 8 yards in the 2nd quarter.

2020 (MIAMI):

- Played in all 16 games with 11 starts.
- 42 tackles (25 solo), 5.5 sacks, 4 passes defended, 3 forced fumbles and 1 fumble recovery.
- 1 fumble return for a TD.
- 1 blocked punt.
- 6 special teams tackles (4 solo).

VS. L.A. RAMS (11/1):

- 2 assisted tackles, 1 pass defended and 1 fumble recovery; 1 fumble return for a TD.
- Recovered a QB Jared Goff fumble forced by DE

Emmanuel Ogbah and returned it 78 yards for a TD in the 2nd quarter.

- It was the 2nd-longest fumble return in team history and longest since DE/LB Jason Taylor had an 85-yard return for a TD on Sept. 11, 2005.

VS. L.A. CHARGERS (11/15):

- 5 assisted tackles; 1 blocked punt.
- Blocked a punt by P Ty Long that was Miami's 1st blocked punt since RB Brandon Bolden blocked a punt on Nov. 11, 2018 at Green Bay.

AT LAS VEGAS (12/26):

- 7 tackles (6 solo), 2 sacks and 1 pass defended; 1 special teams tackle.
- Sacked QB Derek Carr on 3rd-and-8 for a loss of 9 yards in the 2nd quarter.
- Sacked QB Derek Carr again for a loss of 9 yards in the 2nd quarter.

2019 (MIAMI):

- Played in 6 games with 1 start.
- 11 tackles (9 solo), 1 sack and 1 fumble recovery.
- 4 special teams tackles (2 solo).
- Activated off injured reserve on Nov. 20.
- Missed the first 10 games of the season after being placed on injured reserve on Sept. 6.

AT CLEVELAND (11/25):

- 1 assisted tackle; 1 solo special teams tackle.

- Made his NFL debut.

AT N.Y. JETS (12/8):

- 2 tackles (1 solo) and 1 sack; 1 assisted special teams tackle.
- Sacked QB Sam Darnold for a loss of 8 yards on the final possession of the game.

- It was his 1st career sack.

AT NEW ENGLAND (12/29):

- 6 solo tackles.

BEFORE THE NFL

COLLEGE (WISCONSIN):

- 2-year letterman (2017-18) and 1-year starter.
- Transferred from Iowa Western Community College following his sophomore season (2016).
- Transferred from South Dakota following his redshirt freshman season (2015).

CAREER (AT WISCONSIN):

- Played in 27 games with 10 starts; 99 tackles (64 solo), 12 sacks, 2 interceptions, 7 passes defended, 4 forced fumbles and 1 fumble recovery; 1 blocked kick.

SENIOR (2018 AT WISCONSIN):

- Played in all 13 games with 10 starts; 60 tackles (38 solo), 5.5 sacks, 3 passes defended and 2 forced fumbles;

1 blocked kick.

- 3rd-team All-Big Ten.
- His 5.5 sacks led the team.

JUNIOR (2017 AT WISCONSIN): Played in all 14 games; 39 tackles (26 solo), 6.5 sacks, 2 interceptions, 4 passes defended, 2 forced fumbles and 1 fumble recovery.

- Helped the defense lead the nation in pass efficiency allowed (94.6 yards allowed per game) and rank 2nd in total defense (262.1 yards allowed per game).

SOPHOMORE (2016 AT IOWA WESTERN CC): Started all 11 games; 50 tackles (18 solo), 3.5 sacks, 1 interception, 1 pass defended and 1 fumble recovery.

REDSHIRT FRESHMAN (2015 AT SOUTH DAKOTA): Started all 11 games at defensive end; 56 tackles (40 solo), 9 sacks, 2 passes defended, 2 forced fumbles and 3 fumble recoveries; 1 blocked kick.

- 1st-team All-Missouri Valley Football Conference (MVFC).
- MVFC Freshman of the Year.
- Redshirted in 2014.

HIGH SCHOOL (BAYDEN HULL/ROCK VALLEY HS – ROCK VALLEY, IOWA)

- Played quarterback and defensive back.
- Also lettered in basketball and track.

CAREER: 176 tackles, 10 interceptions and 10 fumble recoveries.

SENIOR (2014): 1,466 passing yards and 17 TDs; 1,413 rushing yards and 15 TDs; 95 tackles.
• 1st-team all-state at defensive back.

OFF THE FIELD

COMMUNITY:

2022:

- Participated in the 35-mile bike ride at DCC XII to benefit Sylvester Comprehensive Cancer Center.
- Selected the Susan G. Komen Foundation for My Cause My Cleats to support resources for breast cancer patients.

2019:

- Collaborated with fellow Dolphins rookies and Neighbors4Neighbors to sponsor four South Florida families with holiday gifts and game tickets.
- Helped distribute 500 Thanksgiving meals purchased through player donations to local South Florida families.
- Volunteered with Feeding South Florida to pack food for local families.
- Volunteered to take local elementary students Halloween costume shopping in Aventura.

PERSONAL:

- **MAJOR:** Agricultural business management.

ANDREW VAN GINKEL'S NFL REGULAR SEASON STATS

YEAR	TEAM	GP	GS	TACKLES				INTERCEPTIONS					FUMBLES			
				TOT	SOLO	ASST	SK	YDS	INT	YDS	LG	TD	PD	FF	FR	
2019	MIAMI	6	1	11	9	2	1.0	8.0	0	0	0	0	0	0	0	1
2020	MIAMI	16	11	42	25	17	5.5	45.0	0	0	0	0	4	3	1	
2021	MIAMI	17	14	62	44	18	4.0	32.5	0	0	0	0	7	1	0	
2022	MIAMI	2	0	0	0	0	0.0	0.0	0	0	0	0	0	0	0	
NFL TOTALS		41	26	115	78	37	10.5	85.5	0	0	0	0	11	4	2	

ADDITIONAL STATS

Defensive Touchdowns: 78-yard fumble return on 11/1/20 vs. L.A. Rams.

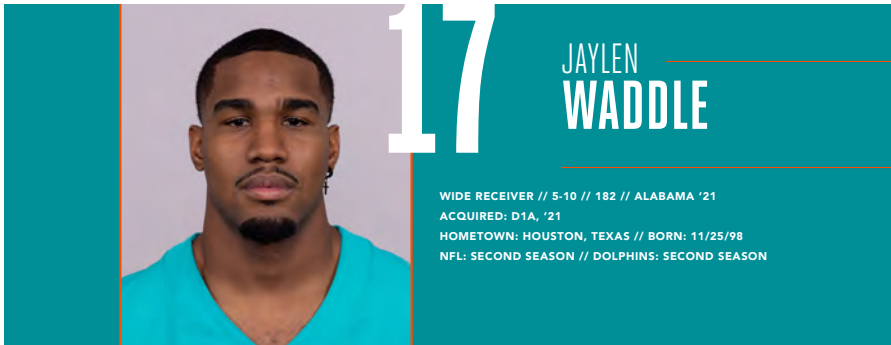
Special Teams Tackles: 4 in 2019, 6 in 2020, 9 in 2021, 2 in 2022 for total of 21.

Special Teams Forced Fumbles: 1 in 2020.

Blocked Punts: 1 on 11/15/20 vs. L.A. Chargers.

SINGLE-GAME CAREER HIGHS

Tackles: 7 at Las Vegas, 12/26/20
Sacks: 2 at Las Vegas, 12/26/20
Passes Defended: 2 at New Orleans, 12/27/21
Forced Fumbles: 1 4 times, last: vs. Buffalo, 9/19/21
Fumble Recoveries: 1 Twice, last: vs. L.A. Rams, 11/1/20



JAYLEN WADDLE

WIDE RECEIVER // 5-10 // 182 // ALABAMA '21
 ACQUIRED: D1A, '21
 HOMETOWN: HOUSTON, TEXAS // BORN: 11/25/98
 NFL: SECOND SEASON // DOLPHINS: SECOND SEASON

NFL CAREER

TRANSACTIONS:

- 1st-round pick (6th overall) by Miami in the 2021 NFL Draft.

CAREER HONORS:

- No. 63 on the NFL Network Top 100 list in 2022.
- 2021 Dan Marino Most Valuable Player Award.
- 2021 PFWA All-Rookie Team.

CAREER HIGHLIGHTS:

- Started 18 career games.
- 119 receptions for 1,255 yards (10.5 avg.) and 9 TDs.
- 3 carries for 11 yards (3.7 avg.) and 1 TD.
- 9 kickoff returns for 158 yards (17.6 avg.).
- 5 punt returns for 35 yards (7.0 avg.).
- His 104 receptions in 2021 set an NFL rookie record:

MOST RECEPTIONS BY A ROOKIE IN NFL HISTORY

PLAYER	TEAM	YEAR	REC	YDS	TDs
1. JAYLEN WADDLE	MIA.	2021	104	1,015	6
2. Anquan Boldin	Ari.	2003	101	1,377	8
3. Michael Thomas	NO	2016	92	1,137	9
4. Odell Beckham Jr.	NYG	2014	91	1,305	12
Saquon Barkley	NYG	2018	91	721	4
Eddie Royal	Den.	2008	91	980	5
7. Terry Glenn	NE	1996	90	1,132	6
Amon-Ra St. Brown	Det.	2021	90	912	5
9. Justin Jefferson	Min.	2020	88	1,400	7
Reggie Bush	NO	2006	88	742	2

- His 104 receptions in 2021 set a Dolphins rookie record:

MOST RECEPTIONS BY A DOLPHINS ROOKIE

PLAYER	YEAR	REC	YDS	TDs
1. JAYLEN WADDLE	2021	104	1,015	6
2. Jarvis Landry	2014	84	758	5
3. Terry Kirby	1993	75	874	3
4. Jack Clancy	1967	67	868	2
5. Davone Bess	2008	54	554	1

- His 104 receptions in 2021 are the 3rd-most in a season in Dolphins history.

DOLPHINS SINGLE-SEASON RECEPTIONS LEADERS

PLAYER	YEAR	REC	YDS	TDs
1. Jarvis Landry	2017	112	987	9
2. Jarvis Landry	2015	110	1,157	4
3. JAYLEN WADDLE	2021	104	1,015	6
4. Jarvis Landry	2016	94	1,136	4
5. O.J. McDuffie	1998	90	1,050	7

- His 1,015 receiving yards in 2021 set a Dolphins rookie record.

DOLPHINS ALL-TIME ROOKIE RECEIVING YARDS LEADERS

PLAYER	YEAR	REC	YDS	TDs
1. JAYLEN WADDLE	2021	104	1,015	6
2. Chris Chambers	2001	48	883	7
3. Terry Kirby	1993	75	874	3
4. Jack Clancy	1967	67	868	2
5. Jarvis Landry	2014	84	758	5

2022 (MIAMI):

- Started 2 games.
- 15 receptions for 240 yards (16.0 avg.) and 2 TDs.
- 1 carry for 8 yards.

VS. NEW ENGLAND (9/11): 4 receptions for 69 yards (17.3 avg.) and 1 TD; 1 carry for 8 yards.

- Caught a 42-yard TD pass from QB Tua Tagovailoa with 18 seconds remaining in the 1st half on a 4th-and-7 snap.

AT BALTIMORE (9/18): 11 receptions for 171 yards (15.5 avg.) and 2 TDs.

- Caught a 7-yard TD pass from QB Tua Tagovailoa with 14 seconds remaining to cap a 21-point come-from-behind victory.
- Had a 59-yard reception from Tagovailoa in the 2nd quarter.
- Also grabbed a 6-yard TD pass from Tagovailoa in the 2nd quarter.
- It was his 4th career double-digit reception game in just his 18th career NFL contest.
- Joined WR Tyreek Hill as the only NFL teammates during the Super Bowl era to total at least 170 receiving yards and 2 receiving TDs in the same game.

HONORS:

- No. 63 on the NFL Network Top 100 list.

2021 (MIAMI):

- Started 16 games.

BEFORE THE NFL

COLLEGE (ALABAMA):

- 3-year letterman (2018-20).

CAREER: Played in 34 games with 9 starts; 106 receptions for 1,999 yards (18.9 avg.) and 17 TDs; 4 carries for 17 yards (4.3 avg.); 9 kickoff returns for 214 yards (23.8 avg.) and 1 TD; 38 punt returns for 733 yards (19.3 avg.) and 2 TDs.

- 2nd-team All-SEC return specialist.
- His 18.9 yards per catch ranked 2nd in school history (min. 100 rec.).
- His 733 career punt return yards ranked 6th in school history.

JUNIOR (2020): Played in 6 games with 3 starts; 28 receptions for 591 yards (21.1 avg.) and 4 TDs; 3 carries for 12 yards (4.0 avg.); 4 kickoff returns for 39 yards (9.8 avg.); 2 punt returns for 13 yards (6.5 avg.).

SOPHOMORE (2019): Played in all 13 games with 3 starts; 33 receptions for 560 yards (17.0 avg.) and 6 TDs; 1 carry for 5 yards; 5 kickoff returns for 175 yards (35.0 avg.) and 1 TD; 20 punt returns for 487 yards (24.4 avg.) and 1 TD.

- 1st-team All-American.
- 1st-team All-SEC as a return specialist.
- SEC Special Teams Player of the Year.
- His 24.4 punt return average ranked 1st in the nation.

TRUE FRESHMAN (2018): Played in all 15 games with 3 starts; 45 receptions for 848 yards (18.8 avg.) and 7 TDs; 16 punt returns for 233 yards (14.6 avg.) and 1 TD.

- Freshman All-American.
- SEC Freshman of the Year.
- SEC All-Freshman Team.

HIGH SCHOOL (EPISCOPAL HS – BELLAIRE, TEXAS)

- Also ran track and played basketball.

SENIOR (2017):

- 1st-team All-American.

OFF THE FIELD

COMMUNITY:

2021:

- Along with fellow Dolphins rookies, teamed up with Neighbors4Neighbors to provide South Florida families with holiday gifts.
- As part of Operation Hope, teamed up with Truist to provide a holiday shopping spree for a South Florida family.

PERSONAL:

- **MAJOR:** Criminal justice.

- Missed 1 game on the Reserve/COVID-19 list.
- 104 receptions for 1,015 yards (9.8 avg.) and 6 TDs.
- 2 carries for 3 yards (1.5 avg.) and 1 TD.
- 9 kickoff returns for 158 yards (17.6 avg.).
- 5 punt returns for 35 yards (7.0 avg.).
- 3 miscellaneous tackles.

AT NEW ENGLAND (9/12): 4 receptions for 61 yards (15.3 avg.) and 1 TD.

- Caught a 3-yard TD pass from QB Tua Tagovailoa in the 3rd quarter to give Miami a 17-10 lead.
- It was his 1st career TD.
- Made his NFL debut.

AT LAS VEGAS (9/26): 12 receptions for 58 yards (4.8 avg.).

- His 12 receptions set a Dolphins rookie record.

AT JACKSONVILLE IN LONDON (10/17): 10 receptions for 70 yards (7.0 avg.) and 2 TDs.

- Caught a 6-yard TD pass from QB Tua Tagovailoa in the 1st quarter.
- Caught a 2-yard TD pass from QB Tua Tagovailoa in the 4th quarter.
- Became the 1st rookie in Dolphins history to have multiple 10+ reception games.
- Became the 5th rookie in Dolphins history to catch multiple TDs in a game.

VS. CAROLINA (11/28): 9 receptions for 137 yards (15.2 avg.) and 1 TD; 1 punt return for 7 yards.

- Caught a 9-yard TD pass from QB Tua Tagovailoa in the 2nd quarter to give Miami a 14-7 lead.
- It was his 1st career 100-yard receiving game.

VS. N.Y. GIANTS (12/5): 9 receptions for 90 yards (10.0 avg.); 2 kickoff returns for 32 yards (16.0 avg.); 1 punt return for 7 yards.

- Broke the team record for receptions in a season by a rookie (86).

AT NEW ORLEANS (12/27): 10 receptions for 92 yards (9.2 avg.) and 1 TD.

- Caught a 1-yard TD pass from QB Tua Tagovailoa in the 3rd quarter to extend Miami's lead to 17-3.
- Became the 2nd rookie in NFL history to have 3+ games with 10+ receptions (Odell Beckham Jr.).
- His 10 receptions matched HOF WR Jerry Rice's record for most receptions by an NFL rookie on Monday Night Football.

VS. NEW ENGLAND (1/29): 5 receptions for 27 yards (5.4 avg.) and 1 TD.

- Caught a 7-yard TD pass from QB Tua Tagovailoa in the 1st quarter to give Miami a 7-0 lead.
- Broke the NFL record for receptions in a season by a rookie (104).

HONORS:

- Dan Marino Most Valuable Player Award.
- Became the 1st Dolphins rookie to win the team MVP award since Zach Thomas in 1996.
- PFWA All-Rookie Team.

JAYLEN WADDLE'S NFL REGULAR SEASON STATS

YEAR	TEAM	RECEIVING						RUSHING					
		GP	GS	REC	YDS	AVG	LG	TD	ATT	YDS	AVG	LG	TD
2021	MIAMI	16	16	104	1015	9.8	57	6	2	3	1.5	2	1
2022	MIAMI	2	2	15	240	16.0	59	3	1	8	8.0	8	0
NFL TOTALS		18	18	119	1255	10.5	59	9	3	11	3.7	8	1

JAYLEN WADDLE'S NFL REGULAR SEASON RETURNING STATS

YEAR	TEAM	KICKOFF RETURN					PUNT RETURN					
		KR	YDS	AVG	LG	TD	PR	FC	YDS	AVG	LG	TD
2021	MIAMI	9	158	17.6	25	0	5	3	35	7.0	15	0
2022	MIAMI	0	0	0.0	-	0	0	0	0	0.0	-	0
NFL TOTALS		9	158	17.6	25	0	5	3	35	7.0	15	0

ADDITIONAL STATS

Miscellaneous Tackles: 3 in 2021, 1 in 2022 for total of 4.

SINGLE-GAME CAREER HIGHS

Receptions: 12 at Las Vegas, 9/26/21
Receiving Yards: 171 at Baltimore, 9/18/22
Longest Reception: 59 at Baltimore, 9/18/22
Receiving TDs: 2 Twice, last: at Baltimore, 9/18/22

2021 GAME-BY-GAME STATS (MIAMI)

DATE	OPPONENT	P/S	REC	YDS	AVG	LG	TD	
09/12	at New England	1/1	4	61	15.3	36	1	
09/19	BUFFALO	1/1	6	48	8.0	14	0	
09/26	at Las Vegas	1/1	12	58	4.8	9	0	
10/03	INDIANAPOLIS	1/1	3	33	11.0	18	0	
10/10	at Tampa Bay	1/1	2	31	15.5	21	0	
10/17	at Jacksonville	1/1	10	70	7.0	14	2	
10/24	ATLANTA	1/1	7	83	11.9	19	0	
10/31	at Buffalo	1/1	4	29	7.3	12	0	
11/07	HOUSTON	1/1	8	83	10.4	17	0	
11/11	BALTIMORE	1/1	4	61	15.3	35	0	
11/21	at N.Y. Jets	1/1	8	65	8.1	15	0	
11/28	CAROLINA	1/1	9	137	15.2	57	1	
12/05	N.Y. GIANTS	1/1	9	90	10.0	25	0	
12/19	N.Y. JETS		RESERVE/COVID-19					
12/27	at New Orleans	1/1	10	92	9.2	24	1	
01/02	at Tennessee	1/1	3	47	15.7	45	0	
01/09	NEW ENGLAND	1/1	5	27	5.4	9	1	
2021 TOTALS		16/16	104	1015	9.8	57	6	

2022 GAME-BY-GAME STATS (MIAMI)

DATE	OPPONENT	P/S	REC	YDS	AVG	LG	TD
09/11	NEW ENGLAND	1/1	4	69	17.3	42t	1
09/18	at Baltimore	1/1	11	171	15.5	59	2
09/25	BUFFALO						
09/29	at Cincinnati						
10/09	at N.Y. Jets						
10/16	MINNESOTA						
10/23	PITTSBURGH						
10/30	at Detroit						
11/06	at Chicago						
11/13	CLEVELAND						
11/27	HOUSTON						
12/04	at San Francisco						
12/11	at L.A. Chargers						
TBD	at Buffalo						
12/25	GREEN BAY						
01/01	at New England						
TBD	N.Y. JETS						
2022 TOTALS		2/2	15	240	16.0	59	3



94

CHRISTIAN WILKINS

DEFENSIVE TACKLE // 6-4 // 310 // CLEMSON '19
 ACQUIRED: D1, '19
 HOMETOWN: SPRINGFIELD, MASS. // BORN: 12/20/95
 NFL: FOURTH SEASON // DOLPHINS: FOURTH SEASON



NFL CAREER

TRANSACTIONS:

- 1st-round pick (13th overall) by Miami in the 2019 NFL Draft.

CAREER HIGHLIGHTS:

- Played in 49 career games with 45 starts.
- 205 tackles (116 solo), 8.0 sacks, 1 interception, 11 passes defended, 1 forced fumble and 3 fumble recoveries.
- 2 receptions for 2 yards (2.0 avg.) and 2 TDs.
- His 205 career tackles are 3rd-most among all NFL defensive linemen since he entered the league in 2019:

PLAYER	TEAM	TOT	SOLO	ASST
1. Cameron Heyward	Pit.	233	139	94
2. Sam Hubbard	Cin.	207	116	91
3. CHRISTIAN WILKINS	MIA.	205	116	89
4. Jonathan Allen	Was.	198	116	82
5. DeForest Buckner	SF/Ind.	195	114	81

- His 89 tackles in 2021 tied for the lead among all NFL defensive linemen. It was a career-high and tied for the most by any defensive lineman since 2013:

PLAYER	TM	YR	TKLS
1. CHRISTIAN WILKINS	MIA.	2021	89
Cameron Heyward	Pit.	2021	89
3. Damon Harrison	NYG	2016	86
4. Aaron Donald	LAR	2021	84
5. Cameron Heyward	Pit.	2019	83

- His 89 tackles were the most by a Dolphins defensive lineman since 1993 and the most by any Dolphins defensive tackle since full tackle records began in 1986:

PLAYER	POS	YR	TKLS
1. Jeff Cross	DE	1993	93
2. CHRISTIAN WILKINS	DT	2021	89
3. Marco Coleman	DE	1992	84
4. Larry Jackson	DE	1997	78
5. Davon Godchaux	DT	2019	75
T.J. Turner	DE	1988	75
Tim Bowers	DT	1996	75

- His 56 tackles in 2019 were the most by any rookie defensive lineman in the league that season:

2019 NFL TACKLES LEADERS (ROOKIE DEFENSIVE LINEMEN)

PLAYER	TEAMS	TOT	SOLO	ASST
1. CHRISTIAN WILKINS	MIA.	56	30	26
2. Nick Bosa	SF	47	32	15
3. Maxx Crosby	Oak.	46	35	11
4. Josh Allen	Jax.	44	31	13
5. Ed Oliver	Buf.	43	24	19

- His 56 tackles in 2019 were the 5th-most by an NFL rookie defensive lineman since 2015.
- His 56 tackles in 2019 were tied for the 5th-most by any defensive tackle in the NFL that season:

2019 NFL TACKLES LEADERS (DEFENSIVE TACKLES)

PLAYER	TEAM	TOT	SOLO	ASST
1. Cameron Heyward	Pit.	83	51	32
2. Davon Godchaux	Mia.	75	33	42
3. Grady Jarrett	Atl.	69	38	31
4. Sheldon Richardson	Cle.	62	43	19
5. CHRISTIAN WILKINS	MIA.	56	30	26
6. Tyeler Davison	Atl.	55	26	29

- Served as a team captain in 2022.

2022 (MIAMI):

- Started 2 games.
- 13 tackles (9 solo).
- Serves as a team captain.

VS. NEW ENGLAND (9/11): 5 tackles (3 solo).

AT BALTIMORE (9/18): 8 tackles (6 solo).

2021 (MIAMI):

- Started all 17 games.
- 89 tackles (49 solo), 4.5 sacks, 4 passes defended, 1 forced fumble and 1 fumble recovery.
- 1 reception for 1 yard and 1 TD.

AT JACKSONVILLE IN LONDON (10/17): 3 tackles (2 solo), 1.0 sack and 1 forced fumble.

- Strip-sacked QB Trevor Lawrence in the 3rd quarter and the fumble was recovered by DT Zach Sieler.

AT N.Y. JETS (11/21): 3 tackles (2 solo) and 1 fumble recovery.

- Recovered a QB Joe Flacco fumble forced by S Brandon Jones in the 2nd quarter.

VS. N.Y. JETS (12/19): 7 tackles (2 solo) and 1 pass defended; 1 reception for 1 yard and 1 TD.

- Caught a 1-yard TD pass from QB Tua Tagovailoa in the 4th quarter to give Miami a 24-17 lead.

VS. NEW ENGLAND (1/9): 7 tackles (6 solo), 1.0

sack and 1 pass defended.

- Sacked QB Mac Jones for a loss of 8 yards on 3rd-and-4 in the 3rd quarter.

2020 (MIAMI):

- Played in 14 games with 12 starts.
- Spent 2 games on the Reserve/COVID-19 list.
- 47 tackles (28 solo), 1.5 sacks, 1 interception, 5 passes defended and 1 fumble recovery.
- Member of the team's Social Impact Committee.

AT SAN FRANCISCO (10/11): 2 tackles (1 solo) and 1 fumble recovery.

- Recovered a QB C.J. Beathard fumble forced by DE Emmanuel Ogbah in the 4th quarter.

VS. N.Y. JETS (10/18): 5 tackles (3 solo), 1.0 sack and 2 passes defended.

- Sacked QB Joe Flacco in the 2nd quarter on 3rd-and-6 for a loss of 8 yards.

VS. L.A. RAMS (11/1): 5 tackles (3 solo), 1 interception and 1 pass defended.

- Intercepted QB Jared Goff in the 2nd quarter and returned it 8 yards for his 1st career interception.

HONORS:

- Won the Nat Moore Community Service Award as part of the team's Social Impact Committee.

2019 (MIAMI):

- Played in all 16 games with 14 starts.
- 56 tackles (30 solo), 2.0 sacks and 2 passes defended.
- 1 reception for 1 yard and 1 TD.
- His 56 tackles were the most by any rookie defensive lineman in the league.
- His 56 tackles were the 5th-most by an NFL rookie defensive linemen since 2015.
- His 56 tackles were the 5th-most by any defensive tackle in the NFL.

VS. N.Y. JETS (11/3): 5 tackles (3 solo) and 1.0 sack.

- Sacked QB Sam Darnold on 3rd-and-3 forcing a Jets missed field goal.
- It was his 1st career sack.

AT CLEVELAND (11/24): 6 tackles (3 solo).

VS. CINCINNATI (12/22): 3 solo tackles and 1.0 sack; 1 reception for 1 yard and 1 TD.

- Scored a 1-yard TD on Miami's first possession. He caught a pass out of the backfield and recovered his own fumble in the end zone for the score. It was the 1st reception and TD of his career.
- Is the 2nd Dolphins defensive player ever to catch a touchdown (Vern den Herder).
- Is just the 3rd player NFL player in the 2010s decade to catch a TD and record a sack on the same game (Vita Vea and J.J. Watt).
- Sacked QB Andy Dalton in the 3rd quarter.

BEFORE THE NFL

COLLEGE (CLEMSON):

- 4-year letterman (2015-18) and 3-year starter.

CAREER: Played in all 59 games with 45 starts; 191 tackles (94 solo), 16 sacks, 16 passes defended, 2 forced fumbles and 4 fumble recoveries; 2

blocked kicks; 4 carries for 13 yards (3.3 avg.) and 2 TDs; 2 receptions for 32 yards (16.0 avg.) and 1 TD.

- Finished his career tied for the most games played in school history (59).
- 1 of 4 players in school history to earn All-American honors in 3 different seasons.

SENIOR (2018): Started all 15 games; 50 tackles (26 solo), 6 sacks, 2 passes defended, 1 forced fumble and 2 fumble recoveries; 1 blocked kick; 3 carries for 3 yards (1.0 avg.) and 2 TDs.

- Won the William V. Campbell Trophy (nation's best scholar-athlete) and became the 1st player in school history to win the award.

- Unanimous 1st-team All-American.

- 1st-team All-ACC.

- Finalist for the Chuck Bednarik Award (nation's top defensive player).

- Finalist for the Bronko Nagurski Trophy (best defensive player).

- Finalist for the Outland Trophy (nation's best interior lineman).

- Finalist for the Lombardi Award (based on performance, leadership, character and resiliency).

- Finalist for the Lott IMPACT Trophy (best defensive player in character and performance).

- Finalist for the Senior CLASS Award (most outstanding senior).

- Helped his team win the College Football Playoff National Championship.

- Voted a team captain.

JUNIOR (2017): Started all 14 games; 60 tackles (26 solo), 4.5 sacks and 4 passes defended.

- Won the Bill Willis Award (nation's best defensive lineman).

- 1st-team All-American.

- 1st-team All-ACC.

- Served as a team captain.

SOPHOMORE (2016): Started all 15 games; 48 tackles (24 solo), 3.5 sacks, 10 passes defended and 2 fumble recoveries; 1 blocked kick; 1 carry for 10 yards; 1 reception for 1 yard and 1 TD.

- 1st-team All-American.

- 2nd-team All-ACC.

- Finalist for the Bronko Nagurski Trophy (nation's best defensive player).

- Helped his team win the College Football Playoff National Championship.

TRUE FRESHMAN (2015): Played in all 15 games with 1 start; 33 tackles (18 solo), 2 sacks and 1 forced fumble; 1 reception for 31 yards.

- Freshman All-American.

HIGH SCHOOL (SUFFIELD ACADEMY – SUFFIELD, CT.)

- Also lettered in basketball.

CAREER: Played in 35 games; 253 tackles, 28.5 sacks and 6 fumble recoveries.

SENIOR (2014): 71 tackles, 8 sacks and 4 forced fumbles.

JUNIOR (2013): 57 tackles.

SOPHOMORE (2012): 12 receptions for 209 yards (17.4 avg.) and 2 TDs.

OFF THE FIELD

COMMUNITY:

2022:

- Participated in the 35-mile bike ride at DCC XII to benefit Sylvester Comprehensive Cancer Center.

2021:

- Partnered with Dade County Federal Union to distribute hundreds of Thanksgiving turkeys and meals for South Florida families involved in the Head Start Program for school readiness in low-income households.

2020:

- Helped establish the Social Impact Committee to make a difference in civic engagement, education and economic empowerment.
- Rode the 25-mile Fort Lauderdale Ride in the 2020 Dolphins Cancer Challenge.

2019:

- In 2019, along with fellow Dolphins rookies, collaborated with Neighbors4Neighbors to sponsor four South Florida families with holiday gifts and game tickets.
- Delivered Thanksgiving meals to local families in need with the Fort Lauderdale Police Department through Football Unites.

- Visited children at Alex's Place at Sylvester Comprehensive Cancer Center.
- Volunteered with Big Brothers Big Sisters of Miami for the Top Golf event through Football Unites.
- Delivered and assembled beds for two South Florida families in need in partnership with Ashley HomeStore.
- Spent time with 80 local youth from the His House Children's Home, a Miami Gardens foster care residential facility, and shopped for back-to-school shoes at DSW Designer Shoe Warehouse.
- Surprised 100 underprivileged kids in South Florida with brand new beds in partnership with Ashley HomeStore and helped host the 3rd annual Hope to Dream Sleepover at the Baptist Health Training Facility.

PERSONAL:

- **GRADUATE DEGREE:** Athletic leadership.
- **MAJOR:** Communication.

CHRISTIAN WILKINS' NFL REGULAR SEASON STATS

YEAR	TEAM	GP	GS	TACKLES					INTERCEPTIONS					FUMBLES	
				TOT	SOLO	ASST	SK	YDS	INT	YDS	LG	TD	PD	FF	FR
2019	MIAMI	16	14	56	30	26	2.0	14.0	0	0	0	0	2	0	1
2020	MIAMI	14	12	47	28	19	1.5	10.0	1	8	8	0	5	0	1
2021	MIAMI	17	17	89	49	40	4.5	31.0	0	0	0	0	4	1	1
2022	MIAMI	2	2	13	9	4	0.0	0.0	0	0	0	0	0	0	0
NFL TOTALS		49	45	205	116	89	8.0	55.0	1	8	8	0	11	1	3

ADDITIONAL STATS

Receiving: 1 for 1 yard and 1 TD in 2019; 1 for 1 yard and 1 TD in 2021.

SINGLE-GAME CAREER HIGHS

Tackles:	11	at Tennessee, 1/2/22
Sacks:	1	6 times, last: vs. Carolina, 11/28/21
Interceptions:	1	vs. L.A. Rams, 11/1/20
Passes Defensed:	2	Twice, last: vs. N.Y. Jets, 10/18/20
Forced Fumbles:	1	at Jacksonville in London, 10/17/21
Fumble Recoveries:	1	3 times, last: at N.Y. Jets, 11/21/21



58

CONNOR WILLIAMS

OFFENSIVE LINEMAN // 6-5 // 317 // TEXAS '18
ACQUIRED: UFA, '22 (DAL.)
HOMETOWN: COPPELL, TEXAS. // BORN: 5/12/97
NFL: FIFTH SEASON // DOLPHINS: FIRST SEASON

NFL CAREER

TRANSACTIONS:

- Signed by Miami as an unrestricted free agent from Dallas on March 17, 2022.
- 2nd-round pick (50th overall) by Dallas in the 2018 NFL Draft.

CAREER HIGHLIGHTS:

- Played in 59 career games with 53 starts – 47 at left guard, 3 at center, 2 at right guard and 1 at fullback.
- 3 miscellaneous tackles.
- Started 3 postseason games with Dallas.

2022 (MIAMI):

- Started 2 games at center.

VS. NEW ENGLAND (9/11): Started at center.

- Made his Dolphins debut.

AT BALTIMORE (9/18): Started at center.

- Helped the Dolphins overcome a 21-point fourth-quarter deficit and post 547 total yards in the win.

2021 (DALLAS):

- Played in all 17 games with 14 starts – 13 at left guard and 1 at fullback.

AT TAMPA BAY (9/9): Started at left guard.

AT NEW ENGLAND (10/17): Started at left guard.

- Protected QB Dak Prescott as the team did not allow a sack.

VS. WASHINGTON (12/26): Started at left guard.

POSTSEASON:

NFC WILD CARD VS. SAN FRANCISCO (1/16):
Started at left guard.

2020 (DALLAS):

- Started all 16 games – 15 at left guard and 1 at center.
- 1 miscellaneous tackle.

VS. ATLANTA (9/20): Started at left guard.

- Paved the way for a ground attack that scored 4 rushing touchdowns, including 3 from QB Dak Prescott.

AT CINCINNATI (12/13): Started at left guard.

VS. PHILADELPHIA (12/27): Started at left guard.

2019 (DALLAS):

- Started 11 games at left guard.

- Inactive for 1 game.
- Missed the final 4 games after being placed on injured reserve on Dec. 2.

VS. MIAMI (9/22): Started at left guard.

- Paved the way for RB Ezekiel Elliott and RB Tony Pollard to each have a 100-yard rushing output.

VS. GREEN BAY (10/6): Started at left guard.

- Helped the offense produce a season-high 563 yards of total offense.

AT N.Y. GIANTS (11/4): Started at left guard.

- Protected QB Dak Prescott as the team did not allow a sack.

2018 (DALLAS):

- Played in 13 games with 10 starts – 8 at left guard and 2 at right guard.
- Dressed but did not play in 2 games.
- Inactive for 1 game.

AT CAROLINA (9/9): Started at left guard.

- Made his NFL debut.

VS. DETROIT (9/30): Started at left guard.

- Blocked for RB Ezekiel Elliott to have a 152-yard rushing game.

VS. JACKSONVILLE (10/14): Started at left guard.

POSTSEASON:

NFC WILD CARD VS. SEATTLE (1/5): Started at left guard.

NFC DIVISIONAL AT L.A. RAMS (1/12): Started at left guard.

BEFORE THE NFL

COLLEGE (TEXAS):

- 3-year starter (2015-17)

CAREER: Played in 29 games with 28 starts at left tackle.

JUNIOR (2017): Started 5 games at left tackle.

SOPHOMORE (2016): Played in all 12 games with 11 starts at left tackle

- 1st-team All-American.
- 1st-team All-Big-12.

TRUE FRESHMAN (2015): Started all 12 games at left tackle.

- 1st-team Freshman All-American.
- Honorable mention All-Big-12.

HIGH SCHOOL (COPPELL HS – COPPELL, TEXAS)

- Played tight end and also on the offensive and defensive lines.

SENIOR (2014): 38 tackles, 3.0 sacks, 5 forced fumbles and 2 passes defended.

- 2nd-team all-state.
- 2nd-team all-area.
- 1st-team all-district.

JUNIOR (2013): 3 receptions for 20 yards and 1 TD.

- 2nd-team all-district.

OFF THE FIELD

PERSONAL:

- **MAJOR:** Business finance.

CONNOR WILLIAMS' NFL REGULAR SEASON STATS

GAMES/STARTS: (Dallas) 2018: 13/10, 2019: 11/11, 2020: 16/16, 2021: 17/14, (Miami) 2022: 2/2

NFL TOTALS: 59/53

CONNOR WILLIAMS' NFL PLAYOFF STATS

GAMES/STARTS: (Dallas) 2018: 2/2, 2021: 1/1

PLAYOFF TOTALS: 3/3

ADDITIONAL STATS

Miscellaneous Tackles: (Dallas) 1 in 2018, 1 in 2019, 1 in 2020 for total of 3.

Miscellaneous Fumble Recoveries: (Miami) 1 in 2022.



WIDE RECEIVER // 6-2 // 197 // BOISE STATE '18
 ACQUIRED: FA, '22
 HOMETOWN: MEMPHIS, TENN. // BORN: 11/20/95
 NFL: FIFTH SEASON // DOLPHINS: FIRST SEASON

NFL CAREER

TRANSACTIONS:

- Signed by Miami as an unrestricted free agent from Dallas on March 17, 2022.
- Signed to Dallas' active roster on Sept. 14, 2019
- Signed to Dallas' practice squad on Sept. 2, 2019.
- Waived by Dallas on Aug. 31, 2019.
- 6th-round pick (208th overall) by Dallas in the 2018 NFL Draft.

CAREER HIGHLIGHTS:

- Played in 40 career games with 4 starts.
- 69 receptions for 857 yards (12.4 avg.) and 8 TDs.
- 6 carries for 7 yards (1.2 avg.).
- 5-for-5 passing (100 pct.) for 111 yards and 1 TD for a QB rating of 158.3.
- 3 kickoff returns for 64 yards (21.3 avg.).
- 18 punt returns for 69 yards (3.8 avg.).
- 2 solo special teams tackles.

2022 (MIAMI):

- Played in 2 games.
- 2 receptions for 20 yards (10.0 avg.).
- 1 carry for 8 yards.

VS. NEW ENGLAND (9/11): 2 receptions for 20 yards (10.0 avg.); 1 carry for 8 yards.

- Made his Dolphins debut.

2021 (DALLAS):

- Played in 16 games with 4 starts.
- Inactive for 1 game.
- 45 receptions for 602 yards (13.4 avg.) and 6 TDs.
- 2 carries for 11 yards (5.5 avg.).
- 5 carries for -1 yard (-0.2 avg.).
- 3-for-3 passing (100 pct.) for 88 yards for a QB rating of 118.8.
- 11 punt returns for 36 yards (3.3 avg.).
- 1 solo special teams tackle.

VS. CAROLINA (10/3): 2 receptions for 30 yards (15.0 avg.) and 1 TD.

- Caught a 23-yard TD pass from QB Dak Prescott in the 3rd quarter to give Dallas a 33-14 lead.

VS. LAS VEGAS (11/25): 7 receptions for 104 yards (14.9 avg.); 2 punt returns for 16 yards (8.0 avg.).

AT PHILADELPHIA (1/8): 5 receptions for 119 yards (23.8 avg.) and 2 TDs.

- Caught a 14-yard TD pass from QB Dak Prescott to tie the game at 7-7 in the 1st quarter.

- Hauled in a 24-yard TD pass from QB Dak Prescott on 3rd-and-5 in the 2nd quarter to give Dallas a 17-10 advantage.

POSTSEASON:

NFC WILD CARD VS. SAN FRANCISCO (1/16): 5 receptions for 62 yards (12.4 avg.); 1 miscellaneous tackle.

2020 (DALLAS):

- Played in all 16 games.
- 17 receptions for 189 yards (11.1 avg.) and 2 TDs.
- 3 carries for -12 yards (-4.0 avg.).
- 2-for-2 passing (100 pct.) for 23 yards and 1 TD for a QB rating of 154.2.
- 5 punt returns for 20 yards (4.0 avg.).
- 1 solo special teams tackle.

AT SEATTLE (9/27): 5 receptions for 107 yards (21.4 avg.) and 2 TDs; 1 punt return for 1 yard.

- Caught a 40-yard TD pass from QB Dak Prescott on 1st-and-10 in the 2nd quarter to cut Seattle's lead to 16-15.

- Hauled in a 42-yard TD pass in the 3rd quarter from QB Dak Prescott.

VS. CLEVELAND (10/4): 3 receptions for 34 yards (11.3 avg.); 1 punt return for 6 yards.

VS. N.Y. GIANTS (10/11): 4 receptions for 22 yards (5.5 avg.); 1-for-1 passing for 11 yards and a TD for a QB rating of 152.1.

- Threw an 11-yard TD pass to QB Dak Prescott to give Dallas a 24-20 lead in the 2nd quarter.

2019 (DALLAS):

- Played in 6 games.
- Spent 1 game on the practice squad.
- Inactive for 6 games.
- Missed the rest of the season after being placed on injured reserve on Dec. 10.
- 5 receptions for 46 yards (9.2 avg.).
- 3 kickoff returns for 64 yards (21.3 avg.).
- 2 punt returns for 13 yards (6.5 avg.).

AT WASHINGTON (9/15): 1 punt return for 0 yards.

- Made his NFL debut.

AT N.Y. JETS (10/13): 5 receptions for 46 yards (9.2 avg.).

2018 (DALLAS):

- Missed the entire on injured reserve.

BEFORE THE NFL

COLLEGE (BOISE STATE):

- 2-year letterman (2016-17) and 1-year starter.
- Transferred from Coffeyville Community College following his sophomore season (2015).

CAREER (AT BOISE STATE): Played in 27 games with 18 starts; 139 receptions for 2,640 yards (19.0 avg.) and 18 TDs; 12 carries for 20 yards (1.7 avg.); 31 kickoff returns for 742 yards (23.9 avg.); 10 punt returns for 132 yards (13.2 avg.); 4-of-5 passing (80.0pct.) for 130 yards and 1 TD.

SENIOR (2017 AT BOISE STATE): Played in 14 games with 13 starts; 83 receptions for 1,511 yards (18.2 avg.) and 7 TDs; 9 carries for 13 yards (1.4 avg.); 18 kickoff returns for 465 yards (25.8 avg.) 2-of-3 passing (66.7 pct.) for 46 yards.

- 1st-team All-Mountain.
- His 1,511 receiving yards were a single-season school record.

JUNIOR (2016 AT BOISE STATE): Played in 13 games with 5 starts; 56 receptions for 1,129 yards (20.2 avg.) and 11 TDs; 3 carries for 7 yards (2.3 avg.); 13 kickoff returns for 277 yards (21.3 avg.); 10 punt returns for 132 yards (13.2 avg.) 2-for-2 passing for 84 yards and 1 TD.

- Honorable mention All-Mountain West.

- Academic All-Mountain West.

SOPHOMORE (2015 AT COFFEYVILLE): 66 receptions for 1,045 yards (15.8 avg.) and 17 TDs.

- NJCAA All-American.

TRUE FRESHMAN (2014 AT COFFEYVILLE): Played in 11 games; 629 receiving yards and 10 TDs.

- All-conference.

HIGH SCHOOL (WHITE STATION HS - MEMPHIS, TENN.)

- Played quarterback.

SENIOR (2013):

- All-state.

OFF THE FIELD

PERSONAL:

- Father, Cedrick Wilson Sr., played for San Francisco (2001-04) and Pittsburgh (2005-07) and won Super Bowl XL with the Steelers.
- **MAJOR:** Communications and an associate's degree in arts and science.

CEDRICK WILSON JR.'S NFL REGULAR SEASON STATS

YEAR	TEAM	GP	GS	RECEIVING					RUSHING				
				REC	YDS	AVG	LG	TD	ATT	YDS	AVG	LG	TD
2019	DALLAS	6	0	5	46	9.2	14	0	0	0	0.0	0	0
2020	DALLAS	16	0	17	189	11.1	42t	2	3	-12	-4.0	-1	0
2021	DALLAS	16	4	45	602	13.4	73t	6	2	11	5.5	6	0
2022	MIAMI	2	0	2	20	10.0	12	0	1	8	8.0	8	0
NFL TOTALS		40	4	69	857	12.4	73t	8	6	7	1.2	8	0

CEDRICK WILSON JR.'S NFL REGULAR SEASON RETURNING STATS

YEAR	TEAM	KICKOFF RETURN					PUNT RETURN					
		KR	YDS	AVG	LG	TD	PR	FC	YDS	AVG	LG	TD
2019	DALLAS	3	64	21.3	22	0	2	2	13	6.5	13	0
2020	DALLAS	0	0	0.0	-	0	5	5	20	4.0	10	0
2021	DALLAS	0	0	0.0	-	0	11	5	36	3.3	14	0
2022	MIAMI	0	0	0.0	-	0	0	0	0	0.0	-	0
NFL TOTALS		3	64	21.3	22	0	18	12	69	3.8	14	0

CEDRICK WILSON JR.'S NFL PLAYOFF STATS

YEAR	TEAM	GP	GS	RECEIVING					RUSHING				
				REC	YDS	AVG	LG	TD	ATT	YDS	AVG	LG	TD
2021	DALLAS	1	0	5	62	12.4	24	0	0	0	0.0	0	0
PLAYOFF TOTALS		1	0	5	62	12.4	24	0	0	0	0.0	0	0

ADDITIONAL STATS

Passing: (Dallas) 2-for-2 for 23 yards and 1 TD in 2020, 3-for-3 for 88 yards in 2021 for total of 5-for-5 for 111 yards and 1 TD.

Forced Fumbles: (Dallas) 1 in 2020.

Special Teams Tackles: (Dallas) 1 in 2020, 1 in 2021 for total of 2.

Miscellaneous Tackles: (P-1).

100-YARD RECEIVING GAMES (3)

DATE	OPPONENT	REC	YDS	AVG	LG	TD
9/27/20	at Seattle	5	107	21.4	42t	2
11/25/21	LAS VEGAS	7	104	14.9	51	0
1/8/22	at Philadelphia	5	119	23.8	37	2

SINGLE-GAME CAREER HIGHS

Receptions: 7 vs. Las Vegas, 11/25/21
Receiving Yards: 119 at Philadelphia, 1/8/22
Longest Reception: 73t at Minnesota, 10/31/21
Receiving TDs: 2 Twice, last: at Seattle, 9/27/20

2019 GAME-BY-GAME STATS (DALLAS)

DATE	OPPONENT	P/S	REC	YDS	AVG	LG	TD
09/08	N.Y. GIANTS		PRACTICE SQUAD				
09/15	at Washington	1/0	0	0	0.0	-	0
09/22	MIAMI	1/0	0	0	0.0	-	0
09/29	at New Orleans	1/0	0	0	0.0	-	0
10/06	GREEN BAY		INACTIVE				
10/13	at N.Y. Jets	1/0	5	46	9.2	14	0
10/20	PHILADELPHIA	1/0	0	0	0.0	-	0
11/04	at N.Y. Giants		INACTIVE				
11/10	MINNESOTA		INACTIVE				
11/17	at Detroit		INACTIVE				
11/24	at New England		INACTIVE				
11/28	BUFFALO		INACTIVE				
12/05	at Chicago	1/0	0	0	0.0	-	0
12/15	L.A. RAMS		INJURED RESERVE				
12/22	at Philadelphia		INJURED RESERVE				
12/29	WASHINGTON		INJURED RESERVE				
2019 TOTALS		6/0	5	46	9.2	14	0

2020 GAME-BY-GAME STATS (DALLAS)

DATE	OPPONENT	P/S	REC	YDS	AVG	LG	TD
09/13	at L.A. Rams	1/0	0	0	0.0	-	0
09/20	ATLANTA	1/0	0	0	0.0	-	0
09/27	at Seattle	1/0	5	107	21.4	42t	2
10/04	CLEVELAND	1/0	3	34	11.3	16	0
10/11	N.Y. GIANTS	1/0	4	22	5.5	10	0
10/19	ARIZONA	1/0	2	10	5.0	5	0
10/25	at Washington	1/0	0	0	0.0	-	0
11/01	at Philadelphia	1/0	0	0	0.0	-	0
11/08	PITTSBURGH	1/0	1	6	6.0	6	0
11/22	at Minnesota	1/0	1	7	7.0	7	0
11/26	WASHINGTON	1/0	0	0	0.0	-	0
12/08	at Baltimore	1/0	0	0	0.0	-	0
12/13	at Cincinnati	1/0	0	0	0.0	-	0
12/20	SAN FRANCISCO	1/0	0	0	0.0	-	0
12/27	PHILADELPHIA	1/0	0	0	0.0	-	0
01/03	at N.Y. Giants	1/0	1	3	3.0	3	0
2020 TOTALS		16/0	17	189	11.1	42t	2

2021 GAME-BY-GAME STATS (DALLAS)

DATE	OPPONENT	P/S	REC	YDS	AVG	LG	TD
09/09	at Tampa Bay	1/0	3	24	8.0	13	0
09/19	at L.A. Chargers	1/0	2	20	10.0	16	0
09/27	PHILADELPHIA	1/0	2	17	8.5	15	1
10/03	CAROLINA	1/0	2	30	15.0	23t	1
10/10	N.Y. GIANTS	1/1	1	35	35.0	35	0
10/17	at New England	1/1	4	42	10.5	13	0
10/31	at Minnesota	1/0	3	84	28.0	73t	1
11/07	DENVER	1/1	2	28	14.0	24	0
11/14	ATLANTA	1/0	0	0	0.0	-	0
11/21	at Kansas City	1/0	4	36	9.0	18	0
11/25	LAS VEGAS	1/1	7	104	14.9	51	0
12/2	at New Orleans		INACTIVE				
12/12	at Washington	1/0	2	18	9.0	13	0
12/19	at N.Y. Giants	1/0	0	0	0.0	-	0
12/26	WASHINGTON	1/0	2	10	5.0	6	0
01/02	ARIZONA	1/0	6	35	5.8	11	1
01/08	at Philadelphia	1/0	5	119	23.8	37	2
2021 TOTALS		16/4	45	602	13.4	73t	6

DATE	OPPONENT	P/S	REC	YDS	AVG	LG	TD
01/16	SAN FRANCISCO*	1/0	5	62	12.4	24	0

* AFC Wild Card game

2022 GAME-BY-GAME STATS (MIAMI)

DATE	OPPONENT	P/S	REC	YDS	AVG	LG	TD
09/11	NEW ENGLAND	1/0	2	20	10.0	12	0
09/18	at Baltimore	1/0	0	0	0.0	-	0
09/25	BUFFALO						
09/29	at Cincinnati						
10/09	at N.Y. Jets						
10/16	MINNESOTA						
10/23	PITTSBURGH						
10/30	at Detroit						
11/06	at Chicago						
11/13	CLEVELAND						
11/27	HOUSTON						
12/04	at San Francisco						
12/11	at L.A. Chargers						
TBD	at Buffalo						
12/25	GREEN BAY						
01/01	at New England						
TBD	N.Y. JETS						
2022 TOTALS		2/0	2	20	10.0	12	0



INJURED RESERVE



CLAYTON FEJELELEM
#42 • Safety



AUSTIN JACKSON
#73 • Offensive Line



JOHN LOVETT
#46 • Fullback



CALVIN MUNSON
#50 • Linebacker



ADAM SHAHEEN
#80 • Tight End



TRILL WILLIAMS
#6 • Cornerback

RESERVE/PHYSICALLY UNABLE TO PERFORM



BYRON JONES
#24 • Cornerback

PRACTICE SQUAD



KALON BARNES
#35 • Cornerback



JOSIAH BRONSON
#95 • Defensive Tackle



BIG KAT BRYANT
#56 • Defensive End



LARNEL COLEMAN
#79 • Tackle




RIVER CRACRAFT
#85 • Wide Receiver



JAMES EMPHEY
#62 • Offensive Line



CAMERON GOODE
#53 • Linebacker



PORTER GUSTIN
#96 • Linebacker



VERONE MCKINLEY III
#32 • Safety



BRAYLON SANDERS
#86 • Wide Receiver



BRANDON SHELL
#71 • Offensive Line



KION SMITH
#76 • Tackle



CHRIS STEELE
#36 • Cornerback



BEN STILLE
#90 • Defensive Line



FREDDIE SWAIN
#83 • Wide Receiver



ZaQUANDRE WHITE
#47 • Running Back



HISTORY & RECORDS



INDIVIDUAL RECORDS

The following individual records relate solely to service with the Miami Dolphins. They include National Football League regular-season statistics only – with the exception of those single-game records marked by "*" or "**."

*Playoff game **Super Bowl

1966-77: 14 games 1983-86: 16 games 1978-81: 16 games 1987: 15 games 1982: 9 games 1988-2020: 16 games 2021-Present: 17 games

SERVICE

MOST SEASONS

17	Dan Marino (1983-99)
15	Bob Kuechenberg (1970-84)
14	Bob Griese (1967-80)
14	Don Strock (1974-87)
14	John Denney (2005-18)
13	Nat Moore (1974-86)
13	Jason Taylor (1997-2007, 2009, 2011)
12	Larry Little (1969-80)
12	Ed Newman (1973-84)
12	Bruce Hardy (1978-89)
12	Jim Jensen (1981-92)
12	Zach Thomas (1996-2007)

MOST GAMES PLAYED

242	Dan Marino (1983-99)
224	John Denney (2005-18)
204	Jason Taylor (1997-2007, 2009, 2011)
196	Bob Kuechenberg (1970-84)
183	Nat Moore (1974-86)
168	Zach Thomas (1996-2007)
167	Ed Newman (1973-85)
166	Vern Den Herder (1971-82)
164	Jim Jensen (1981-92)
164	Richmond Webb (1990-00)
163	Don Strock (1974-87)
161	Bob Griese (1967-80)
159	Larry Little (1969-80)
157	Tim Bowens (1994-04)
156	Tim Ruddy (1994-03)
155	Olindo Mare (1997-2006)
151	Bruce Hardy (1978-89)

MOST CONSECUTIVE GAMES PLAYED

224	John Denney (1st in 2005 through 16th in 2018)
130	Jason Taylor (15th in 1999 through 16th in 2007)
128	Jim Langer (10th in 1970 through 9th in 1979)
128	Brandon Fields (1st in 2007 through 16th in 2014)
127	Garo Yepremian (2nd in 1970 through 16th in 1978)
125	Bob Baumhower (1st in 1977 through 14th in 1984)
118	Richmond Webb (3rd in 1991 through 8th in 1998)
116	Olindo Mare (1st in 1997 through 4th in 2004)
107	Dwight Stephenson (1st in 1980 through 2nd in 1987)
104	Jeff Cross (1st in 1988 through 8th in 1994)
104	Tim Bowens (1st in 1994 through 8th in 2000)
104	Vernon Carey (4th in 2004 through 12th in 2010)

MOST STARTS

240	Dan Marino (1983-99)
186	Jason Taylor (1997-2007, 2009, 2011)
176	Bob Kuechenberg (1970-84)
168	Zach Thomas (1996-2007)
162	Richmond Webb (1990-2000)
155	Tim Bowens (1994-04)
152	Bob Griese (1967-80)
152	Larry Little (1969-80)
144	Vern Den Herder (1971-82)
140	Tim Ruddy (1994-2003)

MOST CONSECUTIVE STARTS

130	Jason Taylor (15th in 1999 through 16th in 2007)
118	Richmond Webb (3rd in 1991 through 8th in 1998)
109	Jim Langer (1st in 1972 through 9th in 1979)
95	Dan Marino (6th in 1987 through 5th in 1993)
92	Tim Bowens (3rd in 1994 through 14th in 1999)
91	Norm Evans (3rd in 1969 through 9th in 1975)
87	Dick Anderson (12th in 1968 through 14th in 1974)
87	Vernon Carey (7th in 2005 through 12th in 2010)
86	Bob Baumhower (1st in 1977 through 8th in 1982)
84	Jake Scott (1st in 1970 through 14th in 1975)
81	Vern Den Herder (1st in 1972 through 11th in 1977)
81	Jeff Cross (16th in 1988 through 16th in 1993)
81	Keith Sims (11th in 1991 through 11th in 1996)
80	Randy McMichael (1st in 2002 through 16th in 2006)

MOST PRO BOWLS

9	Dan Marino (1983-87, 1991-92, 1994-95)
7	Richmond Webb (1990-96)
7	Zach Thomas (1999-2003, 2005-06)
6	Bob Griese (1970-71, 1973-74, 1977-78)
6	Jim Langer (1973-78)
6	Bob Kuechenberg (1974-75, 1977-78, 1982-83)
6	Jason Taylor (2000, 2002, 2004-07)
5	Larry Csonka (1970-74)
5	Paul Warfield (1970-74)
5	Jake Scott (1971-75)
5	Bob Baumhower (1979, 1981-84)
5	Dwight Stephenson (1983-87)
5	John Offerdahl (1986-90)
5	Mark Clayton (1984-86, 1988, 1991)
5	Cameron Wake (2010, 2012-14, 2016)

MOST CONSECUTIVE PRO BOWLS

7	Richmond Webb (1990-96)
6	Jim Langer (1973-78)
5	Larry Csonka (1970-74)
5	Paul Warfield (1970-74)
5	Jake Scott (1971-75)
5	Dan Marino (1983-87)
5	Dwight Stephenson (1983-87)
5	John Offerdahl (1986-90)
5	Zach Thomas (1999-2003)

MOST PRO BOWL STARTS

7	Dan Marino (1983-86, 1992, 1994-95)
5	Jim Langer (1973-77)
5	Jason Taylor (2000, 2002, 2004-06)
4	Dwight Stephenson (1983-86)
4	John Offerdahl (1986, 1988-90)
4	Richmond Webb (1992-95)
4	Cameron Wake (2010, 2012, 2014, 2016)
3	Larry Little (1972-74)
3	Jake Scott (1972-73, 1975)
3	Bob Baumhower (1979, 1981, 1983)
3	Sam Madison (1999-2001)
3	Zach Thomas (1999, 2002, 2006)
3	Jake Long (2009-11)
3	Xavien Howard (2018, 20-21)



INDIVIDUAL RECORDS

MOST CONSECUTIVE PRO BOWL STARTS

5	Jim Langer (1973-77)
4	Dwight Stephenson (1983-86)
4	Dan Marino (1983-86)
4	Richmond Webb (1992-95)
3	Larry Little (1972-74)
3	John Offerdahl (1988-90)
3	Sam Madison (1999-2001)
3	Jason Taylor (2004-06)
3	Jake Long (2009-11)

SCORING

MOST POINTS

CAREER

1,048	Olindo Mare (1997-06), 313 XPs, 245 FGs
830	Garo Yepremian (1970-78), 335 XPs, 165 FGs
774	Pete Stoyanovich (1989-95), 246 XPs, 176 FGs
540	Uwe von Schamann (1979-84), 237 XPs, 101 FGs
535	Dan Carpenter (2008-12), 154 XPs, 127 FGs

SEASON

144	Olindo Mare (1999), 27 XPs, 39 FGs
144	Jason Sanders (2020), 36 XPs, 36 FGs
128	Caleb Sturgis (2014), 41 XPs, 29 FGs
124	Pete Stoyanovich (1992), 34 XPs, 30 FGs
121	Pete Stoyanovich (1991), 28 XPs, 31 FGs

GAME

24	Paul Warfield (12/15/73 vs. Detroit), 4 TDs
24	Mark Ingram (11/27/94 at N.Y. Jets), 4 TDs
24	Ronnie Brown (9/21/08 at New England), 4 TDs

MOST POINTS BY A ROOKIE

SEASON

116	Fuad Reveiz (1985), 50 XPs, 22 FGs
111	Caleb Sturgis (2013), 33 XPs, 26 FGs
103	Dan Carpenter (2008), 40 XPs, 21 FGs

MOST CONSECUTIVE GAMES SCORING POINTS

121	Garo Yepremian (8th in 1970 through 16th in 1978)
-----	---

MOST TOUCHDOWNS

CAREER

82	Mark Clayton (1983-92), 81 pass, 1 ret.
75	Nat Moore (1974-86), 74 pass, 1 run
59	Mark Duper (1982-92), 59 pass
57	Larry Csonka (1968-74, 1979), 53 run, 4 pass
54	Ricky Williams (2002-03, 2005, 2007-10), 48 run, 6 pass

SEASON

18	Mark Clayton (1984), 18 pass
17	Ricky Williams (2002), 16 run, 1 pass
16	Karim Abdul-Jabbar (1997), 15 run, 1 pass
16	Lamar Smith (2000), 14 run, 2 pass
14	Mark Clayton (1988), 14 pass

GAME

4	Paul Warfield (12/15/73 vs. Detroit), 4 pass
4	Mark Ingram (11/27/94 at N.Y. Jets), 4 pass
4	Ronnie Brown (9/21/08 at New England), 4 run

MOST TOUCHDOWNS BY A ROOKIE

SEASON

13	Ron Davenport (1985), 11 run, 2 pass
11	Karim Abdul-Jabbar (1996), 11 run
8	Andra Franklin (1981), 7 run, 1 pass
7	Larry Csonka (1968), 6 run, 1 pass
7	Troy Stradford (1987), 6 run, 1 pass
7	Chris Chambers (2001), 7 pass

GAME

3	Ronald Scott (10/11/87 vs. Kansas City), 3 run
3	Troy Stradford (12/7/87 vs. N.Y. Jets), 3 run
3	Sammie Smith (12/10/89 vs. New England), 3 run

MOST CONSECUTIVE GAMES SCORING A TOUCHDOWN

6	Paul Warfield (4th through 9th in 1971)
6	Mark Clayton (13th through 16th in 1988 and 2nd through 3rd in 1989)
6	Ricky Williams (16th in 2002 and 1st through 5th in 2003)

MOST FIELD GOALS

CAREER

245	Olindo Mare (1997-06), 303 att.
176	Pete Stoyanovich (1989-95), 222 att.
165	Garo Yepremian (1970-78), 242 att.
127	Dan Carpenter (2008-12), 155 att.
102	Jason Sanders (2018-22), 122 att.

SEASON

39	Olindo Mare (1999), 46 att.
36	Jason Sanders (2020), 39 att.
31	Pete Stoyanovich (1991), 37 att.
30	Pete Stoyanovich (1992), 37 att.
30	Dan Carpenter (2010), 41 att.

GAME

7	Jason Sanders (12/8/19 at N.Y. Jets), 8 att.
6	Olindo Mare (10/17/99 at New England), 6 att.
5	Garo Yepremian (9/26/71 at Buffalo), 6 att.
5	Olindo Mare (12/31/06 at Indianapolis), 5 att.
5	Dan Carpenter (10/24/10 vs. Pittsburgh), 5 att.
5	Dan Carpenter (10/31/10 at Cincinnati), 5 att.
5	Jason Sanders (10/4/20 vs. Seattle), 5 att.
5	Jason Sanders (10/11/20 at San Francisco), 5 att.

MOST FIELD GOALS BY A ROOKIE

SEASON

26	Caleb Sturgis (2013), 34 att.
22	Fuad Reveiz (1985), 27 att.
21	Uwe von Schamann (1979), 29 att.
21	Dan Carpenter (2008), 25 att.

GAME

4	Dan Carpenter (11/2/08 at Denver), 4 att.
4	Jason Sanders (11/11/18 at Green Bay), 4 att.
3	16 times (last – Jason Sanders, 10/25/18 at Houston)

MOST CONSECUTIVE GAMES SCORING A FIELD GOAL

20	Garo Yepremian (10th in 1970 through 1st in 1972)
20	Olindo Mare (7th in 1998 through 10th in 1999)



INDIVIDUAL RECORDS

MOST CONSECUTIVE FIELD GOALS

22	Jason Sanders (16th in 2019 through 9th in 2020)
19	Olindo Mare (3rd through 7th in 1999)
17	Dan Carpenter (2nd through 12th in 2009)
16	Garo Yepremian (8th through 16th in 1978)
16	Olindo Mare (7th through 16th in 2000)

HIGHEST FIELD GOAL PERCENTAGE

CAREER (min: 50 att.)

83.6	Jason Sanders (2018-22), 102 of 122
81.9	Dan Carpenter (2008-12), 127 of 155
80.9	Olindo Mare (1997-06), 245 of 303
79.3	Pete Stoyanovich (1989-95), 176 of 222
77.5	Caleb Sturgis (2013-14), 55 of 71

SEASON (min: 15 att.)

92.3	Jason Sanders (2020), 36 of 39
91.3	Jay Feely (2007), 21 of 23
91.3	Cody Parkey (2017), 21 of 23
90.5	Olindo Mare (2001), 19 of 21
90.3	Olindo Mare (2000), 28 of 31

LONGEST FIELD GOALS

60	Dan Carpenter (12/5/10 vs. Cleveland)
59	Pete Stoyanovich (11/12/89 at N.Y. Jets)
*58	Pete Stoyanovich (1/5/91 vs. Kansas City)
58	Dan Carpenter (1/1/12 vs. N.Y. Jets)
56	Jason Sanders (11/8/20 at Arizona)

LONGEST FIELD GOALS BY A ROOKIE

59	Pete Stoyanovich (11/12/89 at N.Y. Jets)
54	Caleb Sturgis (9/15/13 at Indianapolis)
53	Uwe von Schamann (10/21/79 at New England)
53	Andrew Franks (10/25/15 vs. Houston)
52	Caleb Sturgis (10/27/13 at New England)

MOST POINTS AFTER TOUCHDOWN

CAREER

335	Garo Yepremian (1970-78), 351 att.
313	Olindo Mare (1997-06), 318 att.
246	Pete Stoyanovich (1989-95), 250 att.

SEASON

66	Uwe von Schamann (1984), 70 att.
52	Fuad Revez (1986), 55 att.
50	Fuad Revez (1985), 52 att.

GAME

7	Garo Yepremian (11/12/72 vs. New England), 7 att.
7	Garo Yepremian (11/24/77 at St. Louis), 8 att.
7	Pete Stoyanovich (9/3/95 vs. N.Y. Jets), 7 att.
7	Olindo Mare (9/8/02 vs. Detroit), 7 att.

MOST POINTS AFTER TOUCHDOWN BY A ROOKIE

SEASON

50	Fuad Revez (1985), 52 att.
40	Dan Carpenter (2008), 40 att.
38	Pete Stoyanovich (1989), 39 att.

MOST CONSECUTIVE POINTS AFTER TOUCHDOWN

110	Garo Yepremian (7th in 1972 to 2nd in 1975)
110	Pete Stoyanovich (16th in 1992 to 16th in 1995)

HIGHEST POINT AFTER TOUCHDOWN PCT.

CAREER (min: 150 att.)

99.4	Dan Carpenter (2008-12), 154 of 155
98.43	Olindo Mare (1997-06), 313 of 318
98.40	Pete Stoyanovich (1989-95), 246 of 250
95.3	Fuad Revez (1985-88), 161 of 169
95.2	Garo Yepremian (1970-78), 335 of 352

MOST TWO-POINT CONVERSIONS

CAREER

2	Irving Fryar (1993-95), 2 pass
2	Marty Booker (2004-07), 2 pass
2	Jarvis Landry (2014-16), 2 pass
2	Preston Williams (2019-21), 2 pass

SEASON

2	Irving Fryar (1994), 2 pass
2	Marty Booker (2006), 2 pass
2	Preston Williams (2020), 2 pass

RUSHING

MOST RUSHING YARDS

CAREER

6,737	Larry Csonka (1968-74, 1979), 1,506 att.
6,436	Ricky Williams (2002-03, 2005, 2007-10), 1,509 att.
4,815	Ronnie Brown (2005-10), 1,128 att.
3,877	Mercury Morris (1969-75), 754 att.
3,644	Jim Kick (1968-74), 997 att.

SEASON

1,853	Ricky Williams (2002), 4.8 per carry
1,372	Ricky Williams (2003), 3.5 per carry
1,272	Jay Ajayi (2016), 4.9 per carry
1,258	Delvin Williams (1978), 4.6 per carry
1,139	Lamar Smith (2000), 3.7 per carry
1,121	Ricky Williams (2009), 4.7 per carry
1,117	Larry Csonka (1972), 5.2 per carry
1,116	Karim Abdul-Jabbar (1996), 3.6 per carry
1,099	Lamar Miller (2014), 5.1 per carry
1,086	Reggie Bush (2011), 5.0 per carry
1,051	Larry Csonka (1971), 5.4 per carry
1,008	Ronnie Brown (2006), 4.2 per carry
1,003	Larry Csonka (1973), 4.6 per carry
1,000	Mercury Morris (1972), 5.3 per carry

GAME

228	Ricky Williams (12/1/02 at Buffalo), 27 att.
216	Ricky Williams (12/9/02 vs. Chicago), 31 att.
214	Jay Ajayi (10/23/16 vs. Buffalo), 28 att.
*209	Lamar Smith (12/30/00 vs. Indianapolis), 40 att.
206	Jay Ajayi (12/24/16 at Buffalo), 32 att.
204	Jay Ajayi (10/16/16 vs. Pittsburgh), 25 att.
203	Reggie Bush (12/18/11 at Buffalo), 25 att.

MOST RUSHING YARDS BY A ROOKIE

SEASON

1,116	Karim Abdul-Jabbar (1996), 3.6 per carry
907	Ronnie Brown (2005), 4.4 per carry
711	Andra Franklin (1981), 3.5 per carry
659	Sammie Smith (1989), 3.3 per carry
621	Jim Kick (1968), 3.8 per carry



INDIVIDUAL RECORDS

GAME

169	Troy Stradford (11/22/87 at Dallas), 17 att.
152	Karim Abdul-Jabbar (12/22/96 at N.Y. Jets), 30 att.
140	Leroy Harris (12/5/77 vs. Baltimore), 17 att.
132	Ronnie Brown (9/25/05 vs. Carolina), 23 att.
124	Karim Abdul-Jabbar (9/15/96 vs. N.Y. Jets), 23 att.

MOST RUSHING ATTEMPTS

CAREER

1,509	Ricky Williams (2002-03, 2005, 2007-10)
1,506	Larry Csonka (1968-74, 1979)
1,128	Ronnie Brown (2005-10)
997	Jim Kiick (1968-74)
888	Karim Abdul-Jabbar (1996-99)

SEASON

392	Ricky Williams (2003)
383	Ricky Williams (2002)
313	Lamar Smith (2001)
309	Lamar Smith (2000)
307	Karim Abdul-Jabbar (1996)

GAME

42	Ricky Williams (9/21/03 vs. Buffalo), 153 yards
*40	Lamar Smith (12/30/00 vs. Indianapolis), 209 yards
36	Ricky Williams (10/6/02 vs. New England), 105 yards
36	Ricky Williams (11/16/03 vs. Baltimore), 105 yards
34	Ricky Williams (9/14/03 at N.Y. Jets), 125 yards
**33	Larry Csonka (1/13/74 vs. Minnesota), 145 yards
33	Karim Abdul-Jabbar (9/20/98 vs. Pittsburgh), 108 yards

MOST RUSHING ATTEMPTS BY A ROOKIE

SEASON

307	Karim Abdul-Jabbar (1996)
207	Ronnie Brown (2005)
201	Andra Franklin (1981)
200	Sammie Smith (1989)
165	Jim Kiick (1968)
165	Daniel Thomas (2011)

GAME

31	J.J. Johnson (11/21/99 vs. New England), 106 yards
30	Troy Stradford (12/7/87 vs. N.Y. Jets), 120 yards
30	Karim Abdul-Jabbar (12/22/96 at N.Y. Jets), 152 yards
29	Karim Abdul-Jabbar (11/3/96 at New England), 104 yards
27	Karim Abdul-Jabbar (12/16/96 vs. Buffalo), 76 yards

MOST RUSHING TOUCHDOWNS

CAREER

53	Larry Csonka (1968-74, 1979)
48	Ricky Williams (2002-03, 2005, 2007-10)
36	Ronnie Brown (2005-10)
33	Karim Abdul-Jabbar (1996-99)
29	Mercury Morris (1969-75)

SEASON

16	Ricky Williams (2002)
15	Karim Abdul-Jabbar (1997)
14	Lamar Smith (2000)
12	Mercury Morris (1972)
12	Don Nottingham (1975)
12	Larry Csonka (1979)

GAME

4	Ronnie Brown (9/21/08 at New England), 2,15,5,62
3	Jim Kiick (12/20/70 vs. Buffalo), 4,2,2
3	Mercury Morris (11/12/72 vs. New England), 4,4,6
3	Mercury Morris (9/30/73 vs. New England), 24,70,35
*3	Larry Csonka (12/30/73 vs. Oakland), 11,2,2
3	Don Nottingham (11/3/74 vs. Atlanta), 1,2,1
3	Don Nottingham (10/5/75 at Green Bay), 11,1,11
3	Don Nottingham (10/26/75 at Buffalo), 1,1,1
3	Larry Csonka (9/23/79 vs. Chicago), 12,9,1
3	Larry Csonka (11/29/79 vs. New England), 1,1,1
3	Ronald Scott (10/11/87 vs. Kansas City), 2,4,3
3	Troy Stradford (12/7/87 vs. N.Y. Jets), 1,1,1
3	Sammie Smith (12/10/89 vs. New England), 1,7,2
3	Bernie Parmalee (12/25/94 vs. Detroit), 1,1,6
3	Karim Abdul-Jabbar (10/19/97 at Baltimore), 5,5,6
3	Karim Abdul-Jabbar (11/23/97 at New England), 1,1,1
3	Ricky Williams (10/25/09 vs. New Orleans), 4,68,4

MOST RUSHING TOUCHDOWNS BY A ROOKIE

SEASON

11	Ron Davenport (1985)
11	Karim Abdul-Jabbar (1996)
7	Andra Franklin (1981)
6	Larry Csonka (1968)
6	Troy Stradford (1987)
6	Sammie Smith (1989)

GAME

3	Ronald Scott (10/11/87 vs. Kansas City)
3	Troy Stradford (12/7/87 vs. N.Y. Jets)
3	Sammie Smith (12/10/89 vs. New England)

MOST CONSECUTIVE GAMES WITH A RUSHING TD

5	Mercury Morris (6th through 10th in 1972)
5	Don Nottingham (2nd through 6th in 1975)
5	Pete Johnson (8th through 12th in 1984)
5	Karim Abdul-Jabbar (10th through 14th in 1997)

HIGHEST RUSHING AVERAGE

CAREER (min: 300 att.)

5.1	Mercury Morris (1969-75), 754 att.
4.8	Tony Nathan (1979-87), 732 att.
4.7	Reggie Bush (2011-12), 443 att.
4.60	Kenyan Drake (2016-19), 333 att.
4.59	Lamar Miller (2012-15), 638 att.

SEASON (min: 100 att.)

6.4	Mercury Morris (1973), 149/954 yards
5.4	Larry Csonka (1971), 195/1,051 yards
5.3	Mercury Morris (1972), 190/1,000 yards
5.3	Tony Nathan (1981), 147/782 yards
5.2	Larry Csonka (1972), 213/1,117 yards

GAME (min: 10 att.)

13.1	Mercury Morris (9/30/73 vs. New England) 15/197
12.6	Abner Haynes (9/17/67 vs. Denver), 12/151
12.6	Delvin Williams (11/9/80 at Los Angeles), 12/151

MOST 100-YARD RUSHING GAMES

CAREER

24	Ricky Williams (2002-03, 2005, 2007-10)
15	Larry Csonka (1968-74, 1979)



INDIVIDUAL RECORDS

- 15 Ronnie Brown (2005-10)
- 10 Mercury Morris (1969-75)
- 9 Karim Abdul-Jabbar (1996-99)

SEASON

- 10 Ricky Williams (2002)
- 7 Ricky Williams (2003)
- 5 Delvin Williams (1978)
- 5 Reggie Bush (2011)
- 4 Larry Csonka (1972)
- 4 Karim Abdul-Jabbar (1996)
- 4 Lamar Smith (2000)
- 4 Ronnie Brown (2006)
- 4 Ronnie Brown (2007)
- 4 Ricky Williams (2009)
- 4 Jay Ajayi (2016)

MOST 100-YARD RUSHING GAMES BY A ROOKIE

- 4 Karim Abdul-Jabbar (1996)
- 3 Benny Malone (1974)
- 3 Troy Stradford (1987)
- 2 Jim Kiick (1968)
- 2 Leroy Harris (1977)
- 2 Ronnie Brown (2005)

MOST CONSECUTIVE 100-YARD RUSHING GAMES

- 5 Ricky Williams (10th through 14th in 2002)
- 4 Ronnie Brown (3rd through 6th in 2007)
- 4 Reggie Bush (12th through 15th in 2011)
- 3 Ricky Williams (1st through 3rd in 2002)
- 3 Ricky Williams (10th through 12th in 2003)
- 3 Ricky Williams (9th through 11th in 2009)
- 3 Jay Ajayi (6th through 8th in 2016)
- 2 Larry Csonka (11th through 12th in 1970)
- 2 Benny Malone (7th through 8th in 1974)
- 2 Don Nottingham (2nd through 3rd in 1975)
- 2 Mercury Morris (5th through 6th in 1975)
- 2 Benny Malone (7th through 8th in 1976)
- 2 Benny Malone (4th through 5th in 1977)
- 2 Andra Franklin (5th through 6th in 1982)
- 2 Mark Higgs (1st through 2nd in 1991)
- 2 Bernie Parmalee (7th through 8th in 1994)
- 2 Ricky Williams (2nd through 3rd in 2003)
- 2 Ricky Williams (14th through 15th in 2003)
- 2 Ricky Williams (15th through 16th in 2005)
- 2 Ronnie Brown (15th through 16th in 2006)
- 2 Ronnie Brown (3rd through 4th in 2008)
- 2 Lamar Miller (5th through 6th in 2015)
- 2 Kenyan Drake (12th through 13th in 2017)

LONGEST RUNS FROM SCRIMMAGE

- 97t Lamar Miller (12/28/14 vs. N.Y. Jets)
- 85t Lamar Miller (10/25/15 vs. Houston)
- 77t Leroy Harris (12/5/77 vs. Baltimore)
- 77t Keith Byars (11/25/93 at Dallas)
- 76t Reggie Bush (12/18/11 at Buffalo)
- 75t Kalen Ballage (12/16/18 at Minnesota)
- 71t Jerris McPhail (10/27/97 vs. Chicago)
- 70t Mercury Morris (9/30/73 vs. New England)
- 70 Mercury Morris (10/15/73 at Cleveland)
- 69 Damien Williams (11/19/17 vs. Tampa Bay)
- 68t Lamar Smith (10/23/00 at N.Y. Jets)
- 68t James McKnight (10/5/03 at N.Y. Giants)
- 68t Ricky Williams (10/25/09 vs. New Orleans)
- 66t Benny Malone (10/9/77 at Baltimore)

- 66t Kenyan Drake (11/13/17 at Carolina)
- 65t Abner Haynes (9/17/67 vs. Denver)
- 65t Gary Davis (9/17/78 vs. Buffalo)
- 65t Ronnie Brown (10/21/05 vs. Kansas City)
- 65 Delvin Williams (11/9/80 at Los Angeles)
- 65t Reggie Bush (9/16/12 vs. Oakland)
- 64 Ron Davenport (12/18/88 at Pittsburgh)
- 63 Norm Bulaich (9/10/78 at Baltimore)
- 63t Ricky Williams (12/9/02 vs. Chicago)
- 62t Ronnie Brown (9/21/08 at New England)
- 62t Jay Ajayi (10/16/16 vs. Pittsburgh)
- 61 Chris Chambers (9/11/05 vs. Denver)
- 60t Gary Davis (12/17/77 vs. Buffalo)
- 60 Ronnie Brown (9/30/07 vs. Oakland)

PASSING

MOST PASSING YARDS

CAREER

- 61,361 Dan Marino (1983-99)
- 25,092 Bob Griese (1967-80)
- 20,434 Ryan Tannehill (2012-18)
- 11,040 Jay Fiedler (2000-04)
- 7,114 Chad Henne (2008-11)

SEASON

- 5,084 Dan Marino (1984)
- 4,746 Dan Marino (1986)
- 4,453 Dan Marino (1994)
- 4,434 Dan Marino (1988)
- 4,208 Ryan Tannehill (2015)

GAME

- 521 Dan Marino (10/23/88 vs. N.Y. Jets), 35 of 60
- 473 Dan Marino (9/4/94 vs. New England), 23 of 42
- 470 Dan Marino (12/2/84 vs. LA. Raiders), 35 of 57
- 469 Tua Tagovailoa (9/18/22 at Baltimore), 36 of 50**
- 450 Dan Marino (10/1/95 at Cincinnati), 33 of 48

MOST PASSING YARDS BY A ROOKIE

SEASON

- 3,294 Ryan Tannehill (2012)
- 2,210 Dan Marino (1983)
- 2,005 Bob Griese (1967)

GAME

- 431 Ryan Tannehill (9/30/12 at Arizona), 26 of 41
- 361 Tua Tagovailoa (1/3/21 at Buffalo), 35 of 58**
- 322 Dan Marino (10/9/83 vs. Buffalo), 19 of 29

MOST PASS ATTEMPTS

CAREER

- 8,358 Dan Marino (1983-99)
- 3,429 Bob Griese (1967-80)
- 2,911 Ryan Tannehill (2012-18)
- 1,603 Jay Fiedler (2000-04)
- 1,065 Chad Henne (2008-11)

SEASON

- 623 Dan Marino (1986), 378 completions
- 613 Dan Marino (1994), 385 completions
- 606 Dan Marino (1988), 354 completions
- 590 Ryan Tannehill (2014), 392 completions
- 588 Ryan Tannehill (2013), 355 completions

GAME



INDIVIDUAL RECORDS

*64	Dan Marino (12/30/95 at Buffalo), 33 completions
62	Joey Harrington (10/22/06 vs. Green Bay), 33 completions
60	Dan Marino (10/23/88 vs. N.Y. Jets), 35 completions
60	Dan Marino (11/23/97 at New England), 38 completions
58	Ryan Tannehill (11/29/15 at N.Y. Jets), 33 completions
58	Tua Tagovailoa (1/3/21 at Buffalo), 35 completions

MOST PASS ATTEMPTS BY A ROOKIE SEASON

484	Ryan Tannehill (2012), 282 completions
331	Bob Griese (1967), 166 completions
327	David Woodley (1980), 176 completions

GAME

58	Tua Tagovailoa (1/3/21 at Buffalo), 35 completions
48	Tua Tagovailoa (12/13/20 vs. Kansas City), 28 completions
42	David Woodley (10/27/80 at N.Y. Jets), 22 completions

MOST PASS COMPLETIONS

CAREER

4,967	Dan Marino (1983-99)
1,926	Bob Griese (1967-80)
1,829	Ryan Tannehill (2012-18)
936	Jay Fiedler (2000-04)
646	Chad Henne (2008-11)

SEASON

392	Ryan Tannehill (2014), 590 att.
385	Dan Marino (1994), 615 att.
378	Dan Marino (1986), 623 att.
363	Ryan Tannehill (2015), 586 att.
362	Dan Marino (1984), 564 att.

GAME

39	Dan Marino (11/16/86 at Buffalo), 54 att.
38	Dan Marino (11/23/97 at New England), 60 att.
36	Tua Tagovailoa (9/18/22 at Baltimore), 50 att.
35	Dan Marino (12/2/84 vs. L.A. Raiders), 57 att.
35	Dan Marino (10/23/88 vs. N.Y. Jets), 60 att.
35	Dan Marino (12/3/95 vs. Atlanta), 50 att.
35	Chad Henne (12/27/09 vs. Houston), 55 att.
35	Ryan Tannehill (12/21/14 vs. Minnesota), 47 att.
35	Tua Tagovailoa (1/3/21 at Buffalo), 58 att.

MOST PASS COMPLETIONS BY A ROOKIE SEASON

SEASON

282	Ryan Tannehill (2012), 484 att.
186	Tua Tagovailoa (2020), 290 att.
176	David Woodley (1980), 327 att.

GAME

35	Tua Tagovailoa (1/3/21 at Buffalo), 58 att.
28	Tua Tagovailoa (12/13/20 vs. Kansas City), 48 att.
26	Ryan Tannehill (9/30/12 at Arizona), 41 att.
26	Tua Tagovailoa (12/6/20 vs. Cincinnati), 39 att.

MOST CONSECUTIVE PASS COMPLETIONS

25	Ryan Tannehill (10/18/15 at Tennessee through 10/25/15 vs. Houston)
21	Ryan Fitzpatrick (9/20/20 vs. Buffalo through 9/24/20 at Jacksonville)

19	Jay Cutler (10/22/17 vs. N.Y. Jets through 11/5/17 vs. Oakland)
17	Chad Pennington (12/7/08 at Buffalo through 12/14/08 vs. San Francisco)
17	Chad Henne (12/13/09 at Jacksonville)
17	Tua Tagovailoa (11/21/21 at N.Y. Jets through 11/28/21 vs. Carolina)

MOST TOUCHDOWN PASSES

CAREER

420	Dan Marino (1983-99)
192	Bob Griese (1967-80)
123	Ryan Tannehill (2012-18)
66	Jay Fiedler (2000-04)
39	Don Strock (1974-87)

SEASON

48	Dan Marino (1984) of 362 completions
44	Dan Marino (1986) of 378 completions
30	Dan Marino (1985) of 336 completions
30	Dan Marino (1994) of 385 completions
28	Dan Marino (1988) of 354 completions

GAME

6	Bob Griese (11/24/77 at St. Louis)
6	Dan Marino (9/21/86 at N.Y. Jets)
6	Tua Tagovailoa (9/18/22 at Baltimore)
5	Dan Marino (9/2/84 at Washington)
5	Dan Marino (12/8/85 at Green Bay)
5	Dan Marino (12/14/86 at L.A. Rams)
5	Dan Marino (11/27/88 at N.Y. Jets)
5	Dan Marino (9/4/94 vs. New England)
4	24 times (last – Tua Tagovailoa, 10/24/21 vs. Atlanta)

MOST TOUCHDOWN PASSES BY A ROOKIE SEASON

SEASON

20	Dan Marino (1983) of 173 completions
15	Bob Griese (1967) of 166 completions
14	David Woodley (1980) of 176 completions

GAME

4	John Stofa (12/18/66 vs. Houston)
3	Bob Griese (12/17/67 vs. New England)
3	David Woodley (11/9/80 at L.A. Rams)
3	David Woodley (12/14/80 at Baltimore)
3	Dan Marino (10/9/83 vs. Buffalo)
3	Dan Marino (10/16/83 at N.Y. Jets)
3	Dan Marino (11/28/83 vs. Cincinnati)

MOST CONSECUTIVE GAMES WITH A TD PASS

30	Dan Marino (10th in 1985 through 2nd in 1987 and 6th through 10th in 1987)
----	--

MOST PASSES HAD INTERCEPTED

CAREER

252	Dan Marino (1983-99)
172	Bob Griese (1967-80)
75	Ryan Tannehill (2012-18)
63	Jay Fiedler (2000-04)
42	David Woodley (1980-83)

SEASON



INDIVIDUAL RECORDS

23	Dan Marino (1986), 623 att.
23	Dan Marino (1988), 606 att.
22	Dan Marino (1989), 550 att.
21	Dan Marino (1985), 567 att.
19	Jay Fiedler (2001), 450 att.
19	Chad Henne (2010), 490 att.

GAME

5	Bob Griese (12/23/67 vs. Houston), 41 att.
5	Rick Norton (11/23/69 vs. Houston), 26 att.
5	David Woodley (10/25/81 at Dallas), 37 att.
5	Kyle Mackey (10/18/87 at N.Y. Jets), 55 att.
5	Dan Marino (10/23/88 vs. N.Y. Jets), 60 att.
5	Dan Marino (11/25/99 at Dallas), 36 att.
5	A.J. Feeley (12/5/04 vs. Buffalo), 51 att.

MOST PASSES HAD INTERCEPTED AS A ROOKIE

SEASON

18	Bob Griese (1967), 331 att.
17	David Woodley (1980), 327 att.
13	Ryan Tannehill (2012), 484 att.

GAME

5	Bob Griese (12/23/67 vs. Houston), 41 att.
3	Rick Norton (9/18/66 at Buffalo), 10 att.
3	Bob Griese (11/26/67 vs. Buffalo), 33 att.
3	David Woodley (9/28/80 vs. New Orleans), 15 att.
3	John Beck (12/2/07 vs. N.Y. Jets), 39 att.
3	Ryan Tannehill (9/9/12 at Houston), 36 att.
3	Ryan Tannehill (11/11/12 vs. Tennessee), 39 att.
3	Tua Tagovailoa (1/3/21 at Buffalo), 58 att.

MOST CONSECUTIVE GAMES STARTED WITH NO PASSES INTERCEPTED

5	Jay Fiedler (8th through 11th, 13th in 2000 - missed 12th in 2000)
5	Tua Tagovailoa (7th through 10th, 12th in 2020 - missed 11th in 2020)
4	Bob Griese (5th through 8th in 1971)
4	Dan Marino (4th through 7th in 1997)
4	Ray Lucas (9th through 12th in 2002)
4	Ryan Tannehill (5th through 8th in 2012)
4	Ryan Tannehill (12th through 15th in 2012)
4	Ryan Tannehill (6th through 9th in 2016)

MOST CONSECUTIVE PASSES WITH NONE INTERCEPTED

160	Ryan Tannehill (15th in 2014 through 3rd in 2015)
156	Dan Marino (3rd through 8th in 1997)
152	Tua Tagovailoa (5th through 13th in 2020)
140	Bob Griese (11th through 16th in 2012)
133	Cleo Lemon (13th through 16th in 2007)

LOWEST INTERCEPTION RATE

CAREER (min: 250 att.)

1.63	Chad Pennington (2008-10), 9 of 552 att.
1.86	Cleo Lemon (2005-07), 7 of 377 att.
2.23	Tua Tagovailoa (2020-22), 17 of 761 att.
2.58	Ryan Tannehill (2012-18), 75 of 2,911 att.
2.63	Gus Frotte (2005), 13 of 494 att.

SEASON (min: 150 att.)

1.47	Chad Pennington (2008), 7 of 476 att.
1.72	Tua Tagovailoa (2020), 5 of 290 att.
1.85	Damon Huard (1999), 4 of 216 att.
1.94	Cleo Lemon (2007), 6 of 309 att.

2.00	Dan Marino (1993), 3 of 150 att.
------	----------------------------------

HIGHEST COMPLETION PERCENTAGE

CAREER (min: 150 comp.)

67.6	Chad Pennington (2008-10), 373 of 552 att.
66.8	Tua Tagovailoa (2020-22), 508 of 761 att.
64.2	Ryan Fitzpatrick (2019-20), 494 of 769 att.
62.8	Ryan Tannehill (2012-18), 1,829 of 2,911 att.
62.0	Jay Cutler (2017), 266 of 429 att.

SEASON (min: 75 comp.)

68.5	Ryan Fitzpatrick (2020), 183 of 267 att.
67.8	Tua Tagovailoa (2021), 263 of 388 att.
67.4	Chad Pennington (2008), 321 of 476 att.
67.1	Ryan Tannehill (2016), 261 of 389 att.
66.4	Ryan Tannehill (2014), 392 of 590 att.

GAME (min: 12 comp.)

94.7	Ryan Tannehill (10/25/15 vs. Houston), 18 of 19 att.
92.3	Bob Griese (12/18/78 vs. New England), 12 of 13 att.
90.0	Ryan Fitzpatrick (9/24/20 at Jacksonville), 18 of 20
87.1	Tua Tagovailoa (11/28/21 vs. Carolina), 27 of 31
85.0	Chad Pennington (9/21/08 at New England), 17 of 20 att.

HIGHEST COMPLETION PERCENTAGE BY A ROOKIE

SEASON (min: 75 comp.)

64.1	Tua Tagovailoa (2020), 186 of 290 att.
58.4	Dan Marino (1983), 173 of 296 att.
58.3	Ryan Tannehill (2012), 282 of 484 att.
53.8	David Woodley (1980), 176 of 327 att.

GAME (min: 12 comp.)

81.0	Bob Griese (10/22/67 vs. N.Y. Jets), 17 of 21 att.
78.6	Ryan Tannehill (12/6/12 vs. Jacksonville), 22 of 28 att.
77.3	Tua Tagovailoa (12/26/20 at Las Vegas), 17 of 22 att.

HIGHEST PASSER RATING

CAREER (min: 250 att.)

94.5	Chad Pennington (2008-10)
91.8	Tua Tagovailoa (2020-22)
89.0	Ryan Fitzpatrick (2019-20)
87.0	Ryan Tannehill (2012-18)
86.4	Dan Marino (1983-99)

SEASON (min: 150 att.)

108.9	Dan Marino (1984)
97.4	Chad Pennington (2008)
96.0	Dan Marino (1983)
95.9	Dan Marino (1993)
93.5	Ryan Tannehill (2016)

HIGHEST PASSER RATING BY A ROOKIE

SEASON (min: 150 att.)

96.0	Dan Marino (1983)
87.1	Tua Tagovailoa (2020)
76.1	Ryan Tannehill (2012)

HIGHEST PASS YARDS PER ATTEMPT

CAREER (min: 250 att.)

8.22	Earl Morrall (1972-76), 284/2,335 yards
7.40	Chad Pennington (2008-10), 552/4,085 yards
7.34	Dan Marino (1983-99), 8,358/61,361 yards
7.32	Bob Griese (1967-80), 3,429/25,092 yards



INDIVIDUAL RECORDS

7.31 Ryan Fitzpatrick (2019-20), 769/5,620 yards

SEASON (min: 150 att.)

9.07	Earl Morrall (1972), 150/1,360
9.01	Dan Marino (1984), 564/5,084
8.86	Bob Griese (1975), 191/1,693
8.24	Bob Griese (1970), 245/2,019
8.12	Dan Marino (1993), 150/1,218

GAME (min: 20 att.)

*13.16	Dan Marino (1/6/85 vs. Pittsburgh), 32/421
12.57	Ryan Tannehill (9/23/18 vs. Oakland), 23/289
12.52	Earl Morrall (12/15/74 vs. New England), 23/288
12.50	Ryan Fitzpatrick (10/11/20 at San Francisco), 28/350
11.95	Jay Fiedler (11/27/03 at Dallas), 20/239

MOST 300-YARD PASSING GAMES

CAREER

63	Dan Marino (1983-99)
16	Ryan Tannehill (2012-18)
7	Chad Henne (2008-11)
7	Ryan Fitzpatrick (2019-20)
4	Tua Tagovailoa (2020-22)
3	Bob Griese (1967-80)
3	Jay Fiedler (2000-04)
2	David Woodley (1980-83)
2	Steve DeBerg (1993)
2	Chad Pennington (2008-10)
1	John Stofa (1966-67, 1969-70)
1	Don Strock (1974-87)
1	Scott Mitchell (1990-93)
1	Bernie Kosar (1994-96)
1	A.J. Feeley (2004)
1	Gus Frerotte (2005)
1	Joey Harrington (2006)
1	Trent Green (2007)
1	Cleo Lemon (2007)
1	Jay Cutler (2017)
1	Brock Osweiler (2018)

SEASON

9	Dan Marino (1984)
6	Dan Marino (1985)
6	Dan Marino (1986)
6	Dan Marino (1988)
6	Ryan Tannehill (2015)

MOST CONSECUTIVE 300-YARD PASSING GAMES

3	Dan Marino (14th through 16th in 1984)
3	Dan Marino (13th through 15th in 1988)
3	Dan Marino (11th through 13th in 1994)
3	Dan Marino (14th through 16th in 1998)

LONGEST PASS PLAYS

86t	Bob Griese to Paul Warfield (11/14/71 vs. Pittsburgh)
85t	Dan Marino to Mark Duper (11/20/83 vs. Baltimore)
85t	Dan Marino to Mark Duper (11/2/86 vs. Houston)
80t	George Wilson, Jr. to Bo Roberson (10/23/66 at Houston)
80t	Dan Marino to Mark Duper (9/23/84 vs. Indianapolis)
80t	Dan Marino to Ferrell Edmunds (11/27/88 at N.Y. Jets)
80t	Dan Marino to Tony Martin (10/4/93 vs. Washington)
80t	Brian Griese to James McKnight (11/23/03 vs. Washington)
80t	Chad Pennington to Patrick Cobbs (10/12/08 at Houston)
80t	Ryan Tannehill to Brian Hartline (9/30/12 at Arizona)
79t	Bob Griese to Nat Moore (11/27/75 at Chicago)
78t	Dan Marino to Mark Clayton (11/12/89 at N.Y. Jets)
77t	Scott Mitchell to Mark Ingram (10/31/93 vs. Kansas City)

77t	Ray Lucas to James McKnight (11/24/02 vs. San Diego)
77t	Sage Rosenfels to Chris Chambers (10/21/05 vs. Kansas City)
77t	Sage Rosenfels to Chris Chambers (1/2/05 at Baltimore)
**76t	David Woodley to Jimmy Cefalo (1/30/83 vs. Washington)
*75t	Bob Griese to Paul Warfield (1/2/72 vs. Baltimore)
75t	Ryan Tannehill to Kenny Stills (9/9/18 vs. Tennessee)
75t	Brock Osweiler to Albert Wilson (10/14/18 vs. Chicago)

RECEIVING

MOST RECEPTIONS

CAREER

550	Mark Clayton (1983-92)
511	Mark Duper (1982-92)
510	Nat Moore (1974-86)
415	O.J. McDuffie (1993-00)
405	Chris Chambers (2001-07)

SEASON

112	Jarvis Landry (2017), 987 yards
110	Jarvis Landry (2015), 1,157 yards
104	Jaylen Waddle (2021), 1,015 yards
94	Jarvis Landry (2016), 1,136 yards
90	O.J. McDuffie (1998), 1,050 yards

GAME

15	Chris Chambers (12/4/05 vs. Buffalo), 238 yards
13	Jarvis Landry (11/29/15 at N.Y. Jets), 165 yards
13	Jarvis Landry (9/17/17 at L.A. Chargers), 78 yards
12	Jim Jensen (11/6/88 at New England), 110 yards
12	Brian Hartline (9/30/12 at Arizona), 253 yards
12	Jaylen Waddle (9/26/21 at Las Vegas), 58 yards
*11	O.J. McDuffie (12/30/95 at Buffalo), 154 yards
11	O.J. McDuffie (12/13/98 vs. N.Y. Jets), 105 yards
11	Greg Camarillo (11/2/08 at Denver), 111 yards
11	Ted Ginn, Jr. (9/21/09 vs. Indianapolis), 108 yards
11	Brandon Marshall (12/19/10 vs. Buffalo), 106 yards
11	Rishard Matthews (11/11/13 at Tampa Bay), 120 yards
11	Jarvis Landry (12/14/15 vs. N.Y. Giants), 99 yards
11	Jarvis Landry (12/4/16 at Baltimore), 87 yards
*11	Jarvis Landry (1/8/17 at Pittsburgh), 102 yards
11	Tyreek Hill (9/18/22 at Baltimore), 190 yards
11	Jaylen Waddle (9/18/22 at Baltimore), 171 yards
10	Duriel Harris (10/28/79 vs. Green Bay), 180 yards
**10	Tony Nathan (1/20/85 vs. San Francisco), 83 yards
10	Tony Nathan (9/29/85 at Denver), 120 yards
10	Tony Nathan (12/8/85 at Green Bay), 86 yards
*10	Tony Nathan (1/4/86 vs. Cleveland), 101 yards
*10	Tony Nathan (9/28/86 vs. San Francisco), 101 yards
10	Ron Davenport (12/7/87 vs. N.Y. Jets), 72 yards
10	Mark Clayton (10/23/88 vs. N.Y. Jets), 153 yards
10	Keith Byars (9/25/94 at Minnesota), 79 yards
10	Tony Martin (10/10/99 at Indianapolis), 166 yards
10	Rob Konrad (1/2/00 at Washington), 68 yards
10	Davone Bess (12/6/09 vs. New England), 117 yards
10	Brandon Marshall (9/26/10 vs. N.Y. Jets), 166 yards
10	Brandon Marshall (10/17/10 at Green Bay), 127 yards
10	Brandon Marshall (12/26/10 vs. Detroit), 102 yards
10	Jarvis Landry (11/18/15 at Buffalo), 67 yards
10	Jarvis Landry (9/18/16 at New England), 135 yards
10	Jarvis Landry (12/17/17 at Buffalo), 99 yards
10	DeVante Parker (10/4/20 vs. Seattle), 110 yards
10	Mike Gesicki (9/26/21 at Las Vegas), 86 yards
10	Myles Gaskin (10/10/21 at Tampa Bay), 74 yards
10	Jaylen Waddle (10/17/21 at Jacksonville), 70 yards



INDIVIDUAL RECORDS

10 Jaylen Waddle (12/27/21 at New Orleans), 92 yards

MOST RECEPTIONS BY A ROOKIE

SEASON

104 Jaylen Waddle (2021), 1,015 yards

84 Jarvis Landry (2014), 758 yards

75 Terry Kirby (1993), 874 yards

67 Jack Clancy (1967), 868 yards

54 Davone Bess (2008), 554 yards

GAME

12 Jaylen Waddle (9/26/21 at Las Vegas), 58 yards

10 Rob Konrad (1/2/00 at Washington), 68 yards

10 Jaylen Waddle (10/17/21 at Jacksonville), 70 yards

10 Jaylen Waddle (12/27/21 at New Orleans), 92 yards

9 Terry Kirby (12/19/93 vs. Buffalo), 148 yards

9 Davone Bess (12/7/08 vs. Buffalo at Toronto), 74 yards

9 Jaylen Waddle (11/28/29 vs. Carolina), 137 yards

9 Jaylen Waddle (12/5/21 vs. N.Y. Giants), 90 yards

MOST CONSECUTIVE GAMES WITH A RECEPTION

92 Mark Clayton (6th in 1986 through 16th in 1992 - missed 13th in 1986, 1st in 1989, 1st in 1990, 10th through 14th in 1990 and 1st through 3rd in 1992)

74 O.J. McDuffie (3rd in 1995 through 15th in 1999, missed 11th through 13th and 16th in 1999)

63 Jarvis Landry (2nd in 2014 through 16th in 2017)

61 Davone Bess (1st in 2008 through 13th in 2011)

60 Chris Chambers (1st in 2003 through 13th in 2006 - missed 4th in 2004)

MOST RECEIVING YARDS

CAREER

8,869 Mark Duper (1982-92), 17.4 per catch

8,643 Mark Clayton (1983-92), 15.7 per catch

7,546 Nat Moore (1974-86), 14.8 per catch

5,688 Chris Chambers (2001-07), 14.0 per catch

5,074 O.J. McDuffie (1993-00), 12.2 per catch

SEASON

1,389 Mark Clayton (1984), 73 receptions

1,313 Mark Duper (1986), 67 receptions

1,306 Mark Duper (1984), 71 receptions

1,270 Irving Fryar (1994), 73 receptions

1,214 Brandon Marshall (2011), 81 receptions

1,202 DeVante Parker (2019), 72 receptions

1,157 Jarvis Landry (2015), 110 receptions

1,150 Mark Clayton (1986), 60 receptions

1,136 Jarvis Landry (2016), 94 receptions

1,129 Mark Clayton (1988), 86 receptions

1,118 Chris Chambers (2005), 82 receptions

1,085 Mark Duper (1991), 70 receptions

1,083 Brian Hartline (2012), 74 receptions

1,053 Mark Clayton (1991), 70 receptions

1,050 O.J. McDuffie (1998), 90 receptions

1,037 Tony Martin (1999), 67 receptions

1,016 Brian Hartline (2013), 76 receptions

1,015 Jaylen Waddle (2021), 104 receptions

1,014 Brandon Marshall (2010), 86 receptions

1,011 Mark Clayton (1989), 64 receptions

1,010 Irving Fryar (1993), 64 receptions

GAME

253 Brian Hartline (9/30/12 at Arizona), 12 receptions

238 Chris Chambers (12/4/05 vs. Buffalo), 15 receptions

217 Mark Duper (11/10/85 vs. N.Y. Jets), 8 receptions

211 Irving Fryar (9/4/94 vs. New England), 5 receptions

210 Nat Moore (10/4/81 vs. N.Y. Jets), 7 receptions

202 Mark Duper (10/9/83 vs. Buffalo), 7 receptions

MOST RECEIVING YARDS BY A ROOKIE

SEASON

1,015 Jaylen Waddle (2021), 104 receptions

883 Chris Chambers (2001), 48 receptions

874 Terry Kirby (1993), 75 receptions

868 Jack Clancy (1967), 67 receptions

GAME

148 Terry Kirby (12/19/93 vs. Buffalo), 9 receptions

137 Jaylen Waddle (11/28/21 vs. Carolina), 9 receptions

126 Jack Clancy (12/3/67 at Houston), 7 receptions

MOST RECEIVING TOUCHDOWNS

CAREER

81 Mark Clayton (1983-92), 550 receptions

74 Nat Moore (1974-86), 510 receptions

59 Mark Duper (1982-92), 511 receptions

43 Chris Chambers (2001-07), 405 receptions

33 Paul Warfield (1970-74), 156 receptions

SEASON

18 Mark Clayton (1984), 73 receptions

14 Mark Clayton (1988), 86 receptions

12 Nat Moore (1977), 52 receptions

12 Mark Clayton (1991), 70 receptions

11 Karl Noonan (1968), 58 receptions

11 Paul Warfield (1971), 43 receptions

11 Paul Warfield (1973), 29 receptions

11 Mark Duper (1986), 67 receptions

11 Chris Chambers (2003), 64 receptions

11 Chris Chambers (2005), 82 receptions

GAME

4 Paul Warfield (12/15/73 vs. Detroit), 21,7,16,4

4 Mark Ingram (11/27/94 at N.Y. Jets), 10,17,28,8

3 Paul Warfield (11/14/71 vs. Pittsburgh), 12,86,60

3 Nat Moore (11/24/77 at St. Louis), 4,9,28

3 Mark Clayton (12/17/84 vs. Dallas), 41,39,63

3 Mark Duper (12/14/86 at L.A. Rams), 69,5,20

3 Mark Duper (12/20/87 vs. Washington), 26,59,6

3 Irving Fryar (9/4/94 vs. New England), 54,50,35

3 O.J. McDuffie (11/29/98 vs. New Orleans), 22,7,9

3 Lamar Thomas (12/21/98 vs. Denver), 9,56,17

3 Chris Chambers (11/27/03 at Dallas), 39,6,35

MOST RECEIVING TOUCHDOWNS BY A ROOKIE

SEASON

7 Chris Chambers (2001), 48 receptions

6 Jaylen Waddle (2021), 104 receptions

5 Andre Brown (1989), 24 receptions

5 Jarvis Landry (2014), 84 receptions

4 Randy McMichael (2002), 39 receptions



INDIVIDUAL RECORDS

3	Jack Harper (1967), 11 receptions
3	Jimmy Cefalo (1978), 6 receptions
3	Ferrell Edmunds (1988), 33 receptions
3	Terry Kirby (1993), 75 receptions
3	Brian Hartline (2009), 31 receptions
3	Charles Clay (2011), 16 receptions
3	Preston Williams (2019), 32 receptions

4	Paul Warfield (1971)
4	Duriel Harris (1979)
4	Mark Duper (1984)
4	Chris Chambers (2004)
4	Brandon Marshall (2010)
4	Mike Wallace (2013)
4	Jarvis Landry (2016)
4	DeVante Parker (2019)

MOST CONSECUTIVE GAMES WITH A RECEIVING TD

6	Paul Warfield (4th through 9th in 1971)
6	Mark Clayton (13th through 16th in 1988 and 2nd through 3rd in 1989)

HIGHEST RECEIVING AVERAGE

CAREER (min: 100 rec.)

21.5	Paul Warfield (1970-74), 156 receptions
17.4	Mark Duper (1982-92), 511 receptions
16.9	Duriel Harris (1976-83, 1985), 269 receptions
16.0	Irving Fryar (1993-95), 199 receptions
15.7	Mark Clayton (1983-92), 550 receptions

SEASON (min: 24 rec.)

25.1	Paul Warfield (1970), 28/703 yards
23.2	Paul Warfield (1971), 43/996 yards
21.8	Jimmy Cefalo (1981), 29/631 yards
20.9	Paul Warfield (1972), 29/606 yards
20.0	Bo Roberson (1966), 26/519 yards

GAME (min: 3 rec.)

52.7	Paul Warfield (11/14/71 vs. Pittsburgh), 3/158
46.0	Patrick Cobbs (10/12/08 at Houston), 3/138
42.7	Chris Chambers (10/24/04 vs. St. Louis), 3/128
42.2	Irving Fryar (9/4/94 vs. New England), 5/211
41.3	Nat Moore (10/10/76 at Baltimore), 3/124

HIGHEST RECEIVING AVERAGE BY A ROOKIE

SEASON (min: 24 rec.)

19.0	DeVante Parker (2015), 26/494 yards
18.4	Chris Chambers (2001), 48/883 yards
17.4	Ferrell Edmunds (1988), 33/575 yards

GAME (min: 3 rec.)

37.7	Chris Chambers (11/11/01 at Indianapolis), 3/113
31.3	Brian Hartline (10/25/09 vs. New Orleans), 3/94
30.3	Mel Baker (12/15/74 vs. New England), 4/121

MOST 100-YARD RECEIVING GAMES

CAREER

28	Mark Duper (1982-92)
22	Mark Clayton (1983-92)
17	Chris Chambers (2001-07)
12	Nat Moore (1974-86)
11	DeVante Parker (2015-21)
10	Paul Warfield (1970-74)
10	Duriel Harris (1976-83, 1985)
10	Irving Fryar (1993-95)

SEASON

8	Mark Duper (1986)
6	Mark Clayton (1984)
6	Irving Fryar (1994)
5	Mark Clayton (1989)
5	Tony Martin (1999)
5	Brandon Marshall (2011)

MOST 100-YARD RECEIVING GAMES BY A ROOKIE

3	Jack Clancy (1967)
3	Chris Chambers (2001)
2	Terry Kirby (1993)
1	Mel Baker (1974)
1	Duriel Harris (1976)
1	Ferrell Edmunds (1988)
1	Andre Brown (1989)
1	DeVante Parker (2015)
1	Jaylen Waddle (2021)

MOST CONSECUTIVE 100-YARD RECEIVING GAMES

4	Irving Fryar (10th through 13th in 1994)
3	Mark Clayton (14th through 16th in 1984)
3	Mark Duper (3rd through 5th in 1986)
3	Chris Chambers (11th through 13th in 2005)

TOTAL YARDS FROM SCRIMMAGE

(rushing/receiving)

CAREER

8,859	Mark Duper (1982-92), -10/8,869
8,751	Mark Clayton (1983-92), 108/8,643
7,867	Ricky Williams (2002-03, 2005, 2007-10), 6,436/1,431
7,795	Nat Moore (1974-86), 249/7,546
7,425	Larry Csonka (1968-74, 1979), 6,737/688

SEASON

2,216	Ricky Williams (2002), 1,853/363
1,723	Ricky Williams (2003), 1,372/351
1,450	Delvin Williams (1978), 1,258/192
1,424	Mark Clayton (1984), 351/389
1,423	Jay Ajayi (2016), 1,272/151

GAME

253	Brian Hartline (9/30/12 at Arizona), 0/253
252	Troy Stradford (11/22/87 at Dallas), 169/83
238	Chris Chambers (12/4/05 vs. Buffalo), 0/238
236	Lamar Miller (10/25/15 vs. Houston), 175/61
235	Ricky Williams (12/1/02 at Buffalo), 228/7

BY ROOKIE, SEASON

1,264	Terry Kirby (1993), 390/874
1,255	Karim Abdul-Jabbar (1996), 1,116/139
1,139	Ronnie Brown (2005), 907/232

COMBINED YARDAGE

(rushing/receiving/returns)

CAREER

9,276	Mark Clayton (1983-92), 108/8,643/525
8,950	Nat Moore (1974-86), 248/7,547/1,155
8,859	Mark Duper (1982-92), -10/8,869/0
8,752	Tony Nathan (1979-87), 3,543/3,592/1,617
8,353	O.J. McDuffie (1993-01), 49/5,074/3,230

SEASON



INDIVIDUAL RECORDS

2,216	Ricky Williams (2002), 1,853/363/0
2,208	Wes Welker (2005), 5/434/1,769
2,129	Wes Welker (2006), 0/687/1,442
2,086	Ted Ginn, Jr. (2007) 3/420/1,663
1,947	Jarvis Landry (2015) 113/1,157/677

GAME

302	Mercury Morris (11/1/70 at Baltimore), 8-89/3-68/6-145
299	Ted Ginn, Jr. (11/1/09 at N.Y. Jets), 0-0, 0-0, 6-299
297	Wes Welker (10/16/05 at Tampa Bay), 0-0/3-97/10-200
*280	O.J. McDuffie (12/30/95 at Buffalo), 1-9/11-154/6-117
258	Wes Welker (10/21/05 vs. Kansas City), 0-0/2-41/9-217
258	Jarvis Landry (10/4/15 vs. N.Y. Jets at London), 2-29/4-40/8-189

BY ROOKIE, SEASON

2,086	Ted Ginn, Jr. (2007) 3/420/1,663
1,912	Jarvis Landry (2014) -4/758/1,158
1,777	Wes Welker (2004), 0/0/1,777

PUNTING

MOST PUNTS

CAREER

633	Larry Seiple (1967-77), 25,347 yards
594	Brandon Fields (2007-14), 27,780 yards
555	Reggie Roby (1983-92), 24,036 yards
339	Matt Turk (2000-01, 2003-04), 13,910 yards
307	Matt Haack (2017-20), 13,506 yards

SEASON

98	Matt Turk (2004), 41.7 average
93	Klaus Wilmsmeyer (1998), 42.5 average
92	Matt Turk (2000), 42.1 average
92	Matt Darr (2015), 47.6 average
90	Matt Darr (2016), 44.3 average

GAME

11	Matt Turk (12/7/03 at New England), 406 yards
10	George Wilson, Jr. (9/9/66 vs. N.Y. Jets), 483 yards
10	George Roberts (10/12/80 at New England), 445 yards
10	Klaus Wilmsmeyer (9/20/98 vs. Pittsburgh), 458 yards
10	Matt Turk (9/19/04 at Cincinnati), 400 yards
10	Donnie Jones (12/25/06 vs. N.Y. Jets), 427 yards
10	Brandon Fields (12/23/07 at New England), 446 yards
10	Brandon Fields (12/12/10 at N.Y. Jets), 564 yards
10	Brandon Fields (12/22/13 at Buffalo), 501 yards
10	Matt Darr (11/20/16 at Los Angeles), 453 yards

HIGHEST GROSS PUNTING AVERAGE

CAREER (min: 120 punts)

46.8	Brandon Fields (2007-14), 594 punts
46.0	Matt Darr (2015-16), 182 punts
44.7	Matt Haack (2017-20), 307 punts
44.2	John Kidd (1994-97), 201 punts
43.3	Reggie Roby (1983-92), 555 punts

SEASON (min: 40 punts)

50.2	Brandon Fields (2012), 74 punts
48.85	Brandon Fields (2011), 78 punts
48.82	Brandon Fields (2013), 85 punts
47.6	Matt Darr (2015), 92 punts
46.3	Brandon Fields (2014), 58 punts

GAME (min: 4 punts)

58.8	Brandon Fields (9/23/12 vs. N.Y. Jets), 4-235 yards
58.5	Reggie Roby (9/28/86 vs. San Francisco), 4-234 yards
58.2	Matt Darr (10/29/15 at New England), 6-349 yards
56.4	Brandon Fields (12/12/10 at N.Y. Jets), 10-564 yards
55.5	Brandon Fields (12/4/11 vs. Oakland), 4-222 yards

HIGHEST NET PUNTING AVERAGE

CAREER (since 1976, min: 120 punts)

39.9	Matt Haack (2017-20), 307 punts
39.8	Matt Darr (2015-16), 182 punts
39.2	Brandon Fields (2007-14), 594 punts
37.5	Donnie Jones (2005-06), 173 punts
36.9	John Kidd (1994-97), 201 punts

SEASON (since 1982, min: 40 punts)

42.4	Brandon Fields (2013), 85 punts
41.2	Brandon Fields (2012), 74 punts
41.2	Brandon Fields (2011), 78 punts
41.1	Matt Haack (2019), 69 punts
40.7	Matt Haack (2017), 83 punts

LONGEST PUNTS

77	Reggie Roby (11/29/87 at Buffalo), net 77
77	Matt Turk (11/25/01 at Buffalo), touchback
74	Brandon Fields (12/22/13 at Buffalo), net 74
73	Larry Seiple (11/14/71 vs. Pittsburgh), touchback
73	Reggie Roby (9/28/86 vs. San Francisco), touchback
73	Reggie Roby (10/5/86 at New England), net 73

MOST INSIDE THE 20

SEASON (since 1982)

35	Matt Haack (2018), 87 punts
33	Brandon Fields (2013), 85 punts
32	Brandon Fields (2011), 78 punts
32	Matt Darr (2016), 90 punts
31	Donnie Jones (2005), 88 punts
31	Brandon Fields (2010), 73 punts
31	Michael Palardy (2021), 78 punts

PUNT RETURNS

MOST PUNT RETURNS

CAREER

127	Jake Scott (1970-75)
127	O.J. McDuffie (1993-00)
127	Wes Welker (2004-06)
115	Davone Bess (2008-12)
101	Jakeem Grant Sr. (2016-21)

SEASON

43	Wes Welker (2004), 10.8 average
43	Wes Welker (2005), 9.1 average
41	Mark Clayton (1983), 9.6 average
41	Wes Welker (2006), 9.2 average
37	Davone Bess (2011), 11.9 average

GAME

7	Mercury Morris (10/19/69 at Kansas City), 17.6 average
7	Lamont Brightful (9/19/04 at Cincinnati), 11.1 average
7	Marcus Thigpen (11/24/13 vs. Carolina), 10.1 average

MOST PUNT RETURN YARDS



INDIVIDUAL RECORDS

CAREER

1,330	Jake Scott (1970-75)
1,232	Wes Welker (2004-06)
1,196	Davone Bess (2008-12)
1,127	O.J. McDuffie (1993-00)
978	Jakeem Grant Sr. (2016-21)

SEASON

464	Wes Welker (2004), 10.8 average
442	Davone Bess (2011), 11.9 average
392	Mark Clayton (1983), 9.6 average
390	Wes Welker (2005), 9.1 average
379	Tom Vigorito (1981), 10.5 average

GAME

123	Mercury Morris (10/19/69 at Kansas City), 7 returns
114	O.J. McDuffie (12/13/93 vs. Pittsburgh), 5 returns
106	James Pruitt (9/14/86 vs. Indianapolis), 2 returns

MOST PUNT RETURN TOUCHDOWNS

CAREER

3	Jakeem Grant Sr. (2016-21)
2	Freddie Solomon (1975-77)
2	Tom Vigorito (1981-85)
2	O.J. McDuffie (1993-00)

SEASON

2	O.J. McDuffie (1993)
---	----------------------

LONGEST PUNT RETURNS

88t	Jakeem Grant Sr. (11/11/20 vs. L.A. Rams)
87t	Tom Vigorito (9/10/81 vs. Pittsburgh)
87t	Ted Ginn, Jr. (11/18/07 at Philadelphia)
86t	Tony Nathan (10/14/79 vs. Buffalo)
81t	Jeff Ogden (10/29/00 vs. Green Bay)
79t	Freddie Solomon (12/5/76 vs. Buffalo)
77t	Jake Scott (11/22/70 vs. Baltimore)
74t	Jakeem Grant Sr. (10/9/16 vs. Tennessee)
72t	O.J. McDuffie (12/13/93 vs. Pittsburgh)
72t	Marcus Thigpen (9/9/12 at Houston)
71t	James Pruitt (9/14/86 vs. Indianapolis)
71t	O.J. McDuffie (10/24/93 vs. Indianapolis)
71t	Wes Welker (12/20/04 vs. New England)
71t	Jakeem Grant Sr. (10/7/18 at Cincinnati)
70t	Scott Schwedes (12/17/89 at Indianapolis)

HIGHEST PUNT RETURN AVERAGE

CAREER (min: 50 returns)

13.7	Jeff Ogden (2000-01), 51 returns
11.4	Freddie Solomon (1975-77), 71 returns
10.51	Tom Vigorito (1981-85), 79 returns
10.47	Jake Scott (1970-75), 127 returns
10.4	Davone Bess (2008-12), 115 returns

SEASON (min: 15 returns)

17.0	Jeff Ogden (2000), 19 returns
12.5	Nate Jacquet (1999), 28 returns
12.3	Freddie Solomon (1975), 26 returns
12.21	Terrell Buckley (1998), 29 returns
12.15	Marcus Thigpen (2012), 26 returns

GAME (min: 3 returns)

33.0	Ted Ginn Jr. (11/18/07 at Philadelphia), 3-99 yards
28.3	Jakeem Grant Sr. (10/7/18 at Cincinnati), 3-85 yards
26.3	Tom Vigorito (9/12/82 at N.Y. Jets), 3-79 yards
26.3	Wes Welker (9/7/06 at Pittsburgh), 3-79 yards
22.8	O.J. McDuffie (12/13/93 vs. Pittsburgh), 5-114 yards

MOST FAIR CATCHES

CAREER

91	O.J. McDuffie (1993-01)
85	Davone Bess (2008-12)
64	Wes Welker (2004-06)
55	Jake Scott (1970-75)
53	Jarvis Landry (2014-17)

SEASON

29	Wes Welker (2006)
24	O.J. McDuffie (1996)
24	Davone Bess (2011)
23	Wes Welker (2005)
22	O.J. McDuffie (1993)

GAME

6	Jake Scott (12/20/70 vs. Buffalo)
---	-----------------------------------

KICKOFF RETURNS

MOST KICKOFF RETURNS

CAREER

166	Wes Welker (2004-06)
147	Ted Ginn, Jr. (2007-09)
123	Fulton Walker (1981-85)
111	Mercury Morris (1969-75)
107	Brock Marion (1998-03)

SEASON

63	Ted Ginn, Jr. (2007), 22.7 average
62	Brock Marion (1999), 24.6 average
61	Wes Welker (2005), 22.6 average
57	Wes Welker (2004), 23.0 average
52	Ted Ginn, Jr. (2009), 24.9 average

GAME

8	Joe Cribbs (12/18/88 at Pittsburgh), 21.1 average
*8	Marc Logan (1/12/91 at Buffalo), 17.3 average
8	Ted Ginn, Jr. (12/2/07 vs. N.Y. Jets), 24.8 average
8	Ted Ginn, Jr. (11/23/08 vs. New England), 19.3 average

MOST KICKOFF RETURN YARDS

CAREER

3,756	Wes Welker (2004-06)
3,386	Ted Ginn, Jr. (2007-09)
2,947	Mercury Morris (1969-75)
2,944	Fulton Walker (1981-85)
2,517	Brock Marion (1998-03)

SEASON

1,524	Brock Marion (1999), 24.6 average
1,433	Ted Ginn, Jr. (2007), 22.7 average
1,379	Wes Welker (2005), 22.6 average
1,313	Wes Welker (2004), 23.0 average
1,296	Ted Ginn, Jr. (2009), 24.9 average

GAME



INDIVIDUAL RECORDS

299	Ted Ginn, Jr. (11/1/09 at N.Y. Jets), long 101t
215	Travis Minor (10/13/02 at Denver), long 66
210	Wes Welker (1/2/05 at Baltimore), long 95t
205	Albert Johnson (9/29/02 at Kansas City), long 49
204	Gene Milton (9/21/68 vs. Oakland), long 73

MOST KICKOFF RETURN TOUCHDOWNS

CAREER

3	Mercury Morris (1969-75)
2	Ted Ginn, Jr. (2007-09)
2	Jakeem Grant Sr. (2016-21)

SEASON

2	Ted Ginn, Jr. (2009)
---	----------------------

GAME

2	Ted Ginn, Jr. (11/1/09 at N.Y. Jets), 100, 101 yards
---	--

LONGEST KICKOFF RETURNS

105t	Mercury Morris (9/14/69 at Cincinnati)
102t	Jakeem Grant Sr. (9/9/18 vs. Tennessee)
101t	Ted Ginn, Jr. (11/1/09 at N.Y. Jets)
101t	Jakeem Grant Sr. (11/17/19 vs. Buffalo)
100t	Ted Ginn, Jr. (11/1/09 at N.Y. Jets)
**98t	Fulton Walker (1/30/83 vs. Washington)
97t	Marc Logan (10/1/89 at Houston)
96t	Mercury Morris (12/6/70 vs. Boston)
96t	Marcus Thigpen (11/15/12 at Buffalo)
96t	Kenyan Drake (11/6/16 vs. N.Y. Jets)
95t	Joe Auer (9/2/66 vs. Oakland)
95t	Bobby Neff (9/14/68 vs. Houston)
95t	Wes Welker (1/2/05 at Baltimore)

HIGHEST KICKOFF RETURN AVERAGE

CAREER (min: 50 returns)

26.5	Mercury Morris (1969-75), 111 returns
25.3	Duriel Harris (1976-83, 1985), 56 returns
24.81	Marcus Thigpen (2012-13), 77 returns
24.79	Jakeem Grant Sr. (2016-21), 89 returns
23.9	Fulton Walker (1981-85), 123 returns

SEASON (min: 14 returns)

32.9	Duriel Harris (1976), 17 returns, 559 yards
29.7	Jakeem Grant Sr. (2018), 18 returns, 535 yards
29.6	Gary Davis (1977), 14 returns, 414 yards
29.0	Mercury Morris (1970), 28 returns, 812 yards
28.2	Mercury Morris (1971), 15 returns, 423 yards

GAME (min: 3 returns)

49.8	Ted Ginn, Jr. (11/1/09 at N.Y. Jets), 6-299
47.7	Fulton Walker (10/16/83 at N.Y. Jets), 3-143
**47.5	Fulton Walker (1/30/83 vs. Washington), 4-190
46.7	Joe Auer (9/2/66 vs. Oakland), 3-140
46.0	Marc Logan (10/1/89 at Houston), 3-138

INTERCEPTIONS

MOST INTERCEPTIONS

CAREER

35	Jake Scott (1970-75)
34	Dick Anderson (1968-77)
31	Sam Madison (1997-05)
29	Glenn Blackwood (1979-87)
29	Patrick Surtain (1998-04)

SEASON

10 Dick Westmoreland (1967), 127 yards

10 Xavien Howard (2020), 71 yards

8	Willie West (1966), 62 yards
8	Dick Anderson (1968), 230 yards
8	Dick Anderson (1970), 191 yards
8	Dick Anderson (1973), 163 yards
8	Jake Scott (1974), 75 yards
8	Terrell Buckley (1998), 157 yards
8	Sam Madison (1998), 114 yards

GAME

4	Dick Anderson (12/3/73 vs. Pittsburgh), 121 yards
3	Willie West (10/23/66 at Houston), 49 yards
3	Dick Westmoreland (11/26/67 vs. Buffalo), 43 yards
3	Charlie Babb (9/22/75 vs. Oakland), 18 yards
3	Curtis Johnson (10/19/75 vs. N.Y. Jets), 25 yards
3	Larry Gordon (12/10/78 vs. Oakland), 35 yards
*3	A.J. Duhe (1/23/83 vs. N.Y. Jets), 36 yards
3	William Judson (10/16/83 at N.Y. Jets), 23 yards
3	Louis Oliver (10/4/92 at Buffalo), 170 yards
3	Sam Madison (11/7/99 vs. Tennessee), 101 yards

MOST INTERCEPTIONS BY A ROOKIE

SEASON

8	Dick Anderson (1968), 230 yards
5	Lloyd Mumphord (1969), 102 yards
5	Jake Scott (1970), 112 yards
5	Don McNeal (1980), 17 yards

GAME

2	Dick Anderson (11/24/68 at Boston), 109 yards
2	Lloyd Mumphord (12/7/69 vs. Denver), 0 yards
2	Curtis Johnson (10/3/70 vs. Oakland), 26 yards
2	Gerald Small (12/10/78 vs. Oakland), 85 yards
2	Don McNeal (10/12/80 at New England), 2 yards
2	Jarvis Williams (10/9/88 at L.A. Raiders), 23 yards

MOST CONSECUTIVE GAMES WITH AN INTERCEPTION

5	Dick Westmoreland (9th through 13th in 1967)
5	Xavien Howard (9th through 13th in 2020)

MOST INTERCEPTION RETURN YARDS

CAREER

792	Dick Anderson (1968-77), 23.3 average
569	Louis Oliver (1989-93, 1995-96), 23.7 average
487	Sam Madison (1997-05), 15.7 average
431	Brock Marion (1998-03), 21.6 average
425	Jake Scott (1970-75), 12.1 average
425	Terrell Buckley (1995-99, 2003), 17.7 average

SEASON

230	Dick Anderson (1968), 8 for 28.8 average
227	Brock Marion (2001), 5 for 45.4 average
200	Louis Oliver (1992), 5 for 40.0 average
198	Jimmy Warren (1966), 5 for 39.6 average
191	Dick Anderson (1970), 8 for 23.9 average

GAME

170	Louis Oliver (10/4/92 at Buffalo), 3 interceptions
121	Dick Anderson (12/3/73 vs. Pittsburgh), 4 interceptions
107	Dick Anderson (11/24/68 at Boston), 2 interceptions
101	Sam Madison (11/7/99 vs. Tennessee), 3 interceptions
100	Brock Marion (1/6/02 vs. Buffalo), 1 interception

LONGEST INTERCEPTION RETURNS



INDIVIDUAL RECORDS

103t	Louis Oliver (10/4/92 at Buffalo), Jim Kelly
100t	Brock Marion (1/6/02 vs. Buffalo), Travis Brown
96t	Dick Anderson (11/24/68 at Boston), Tom Sherman
94t	Brent Grimes (10/31/13 vs. Cincinnati), Andy Dalton
91t	Terrell Buckley (10/13/96 at Buffalo), Jim Kelly
86t	Dick Anderson (12/20/70 vs. Buffalo), Dennis Shaw
86t	William Judson (60t), Mike Kozlowski (26, lateral), (9/9/84 vs. New England), Steve Grogan
85t	Elandon Roberts (9/26/21 at Las Vegas), Derek Carr
81t	Louis Delmas (10/26/14 at Jacksonville), Blake Bortles
76t	Troy Vincent (58t), Gene Atkins (18, lateral), (12/12/94 vs. Kansas City), Steve Bono
74t	Terrell Buckley (12/21/03 at Buffalo), Drew Bledsoe
70t	Jimmy Warren (11/13/66 at Kansas City), Len Dawson
70	Sammy Knight (11/27/03 at Dallas), Quincy Carter

INTERCEPTIONS RETURNED FOR TOUCHDOWNS

CAREER

4	Reshad Jones (2010-19)
4	Zach Thomas (1996-2007)
3	Dick Anderson (1968-77)
3	Terrell Buckley (1995-99, 2003)
3	Jason Taylor (1997-2007, 2009, 2011)

SEASON

2	Bill Stanfill (1969), 15,17 yards
2	Dick Anderson (1973), 27,38 yards
2	Mike Kozlowski (1983), 35,38 yards
2	Zach Thomas (1998), 17,1 yards
2	Brock Marion (2001), 26,100 yards
2	Jason Taylor (2006), 20,51 yards
2	Reshad Jones (2015), 30,23 yards

GAME

2	Dick Anderson (12/3/73 vs. Pittsburgh)
2	Mike Kozlowski (12/16/83 vs. N.Y. Jets)

SACKS

MOST SACKS

CAREER

131.0	Jason Taylor (1997-2007, 2009, 2011)
98.0	Cameron Wake (2009-18)
69.5	Bill Stanfill (1969-76)
65.5	Doug Betters (1978-87)
65.0	Vern Den Herder (1971-82)

SEASON

18.5	Bill Stanfill (1973)
18.5	Jason Taylor (2002)
17.5	Joey Porter (2008)
16.5	Trace Armstrong (2000)
16.0	Doug Betters (1983)

GAME

5.0	Bill Stanfill (10/7/73 vs. N.Y. Jets)
5.0	Vern Den Herder (10/21/73 vs. Buffalo)
5.0	Bill Stanfill (11/17/74 vs. Buffalo)
4.5	Cameron Wake (9/30/12 at Arizona)
4.0	Vern Den Herder (9/22/74 at Buffalo)
4.0	Vern Den Herder (11/11/79 vs. Baltimore)
4.0	Doug Betters (9/4/83 at Buffalo)
4.0	E.J. Junior (10/6/91 at New England)

4.0	Joey Porter (9/21/08 at New England)
4.0	Cameron Wake (10/18/15 at Tennessee)

MOST SACKS BY A ROOKIE

SEASON

8.5	Jaelan Phillips (2021)
8.0	Bill Stanfill (1969)
8.0	Lorenzo Bromell (1998)
7.0	A.J. Duhe (1977)
6.0	Marco Coleman (1992)

GAME

3.0	A.J. Duhe (11/6/77 at N.Y. Jets)
3.0	Marco Coleman (10/25/92 vs. Indianapolis)
3.0	Jaelan Phillips (11/29/21 vs. Carolina)
2.0	Bill Stanfill (10/26/69 vs. Buffalo)
2.0	Bob Baumhower (11/20/77 at Cincinnati)
2.0	A.J. Duhe (12/11/77 at New England)
2.0	Doug Betters (10/29/78 vs. Baltimore)
2.0	Charles Bowser (1/2/83 at Baltimore)
2.0	John Bosa (12/17/87 vs. N.Y. Jets)
2.0	Marco Coleman (11/1/92 at N.Y. Jets)
2.0	Shane Burton (12/1/96 at Oakland)
2.0	Derrick Rodgers (10/12/97 at N.Y. Jets)
2.0	Lorenzo Bromell (9/13/98 vs. Buffalo)
2.0	Lorenzo Bromell (11/29/98 vs. New Orleans)
2.0	Olivier Vernon (10/14/12 vs. St. Louis)
2.0	Jerome Baker (10/7/18 at Cincinnati)
2.0	Jaelan Phillips (12/5/21 vs. N.Y. Giants)

FUMBLES

MOST FUMBLES

CAREER

110	Dan Marino (1983-99)
52	Bob Griese (1967-80)
51	Ryan Tannehill (2012-18)
34	Tony Nathan (1979-87)
31	Mercury Morris (1969-75)

SEASON

14	Matt Moore (2011)
13	Gus Frerotte (2005)
10	Dan Marino (1988)
10	A.J. Feeley (2004)
10	Ryan Tannehill (2015)

GAME

4	Craig Erickson (10/6/96 vs. Seattle)
4	Cleo Lemon (12/9/07 at Buffalo)
4	Jay Cutler (12/17/17 at Buffalo)
3	11 times (last: Tua Tagovailoa, 1/2/2022 at Tennessee)

MOST FUMBLES BY A ROOKIE

SEASON

9	Ryan Tannehill (2012)
8	Tony Nathan (1979)
7	Scott Schwedes (1987)
7	John Beck (2007)
7	Jarvis Landry (2014)

GAME



INDIVIDUAL RECORDS

- 3 Rick Norton (9/9/66 vs. N.Y. Jets)
- 3 Scott Schwedes (12/13/87 at Philadelphia)
- 3 John Beck (12/2/07 vs. N.Y. Jets)
- 3 Jamil Douglas (11/29/15 at N.Y. Jets)

MOST OWN FUMBLE RECOVERIES

CAREER

- 42 Dan Marino (1983-99)
- 23 Bob Griese (1967-80)
- 16 Ryan Tannehill (2012-18)

SEASON

- 7 Dan Marino (1988)
- 6 Bob Griese (1971)
- 6 Jay Cutler (2017)

GAME

- 4 Jay Cutler (12/17/17 at Buffalo)
- 3 Rick Norton (11/9/69 at Boston)
- 3 Craig Erickson (10/6/96 vs. Seattle)
- 3 Lamont Brightful (9/19/04 at Cincinnati)
- 3 Cleo Lemon (12/9/07 at Buffalo)
- 3 Ryan Tannehill (11/29/15 at N.Y. Jets)

MOST OPPONENT FUMBLE RECOVERIES

CAREER

- 27 Jason Taylor (1997-2007, 2009, 2011)
- 16 Bob Baumhower (1977-86)
- 15 Dick Anderson (1968-77)
- 14 Vern Den Herder (1971-82)
- 13 Glenn Blackwood (1979-87)

SEASON

- 5 Dick Anderson (1972)
- 5 Bud Brown (1985)
- 4 12 times (last – Kiko Alonso, 2016)

GAME

- 2 Tom Nomina (11/13/66 at Kansas City), 0 yards
- 2 Art Powell (10/18/70 at Buffalo), 0 yards
- 2 Jim Riley (11/7/76 vs. Buffalo), 0 yards
- 2 Jeris White (11/28/76 at Cleveland), 0 yards
- 2 Bob Baumhower (12/11/77 at New England), 0 yards
- 2 Tim Foley (11/29/79 vs. New England), 2 yards
- 2 Glenn Blackwood (10/19/80 vs. Buffalo), 0 yards
- 2 Doug Betters (11/6/83 at San Francisco), 0 yards
- 2 Bud Brown (9/8/85 vs. Houston), 6 yards
- 2 Bryan Cox (10/31/93 vs. Kansas City), 1 yard
- 2 Jason Taylor (10/7/01 vs. New England), 1 yard, 1 TD
- 2 Reshad Jones (12/23/12 vs. Buffalo), 24 yards
- 2 Reshad Jones (10/8/17 vs. Tennessee), 38 yards

FUMBLE RETURNS FOR TOUCHDOWNS

- 85t Jason Taylor (9/11/05 vs. Denver), Jake Plummer
- 78t Andrew Van Ginkel (11/1/20 vs. L.A. Rams), Jared Goff**
- 59t Trell Hooper (10/11/87 vs. Kansas City), Robert Parker
- 55t Liffort Hobley (10/11/87 vs. Kansas City), Chris Smith
- 50t Cortland Finnegan (9/28/14 at Oakland in London), Matt McGloin
- 49t Xavien Howard (11/11/21 vs. Baltimore), Sammy Watkins**
- 48t Renaldo Hill (11/19/06 vs. Minnesota), Chester Taylor
- 48t Jason Taylor (11/1/09 at N.Y. Jets), Shonn Greene
- 44t Don Bessillieu (10/19/80 vs. Buffalo), Joe Cribbs

- 43t Michael Lehan (12/2/07 vs. N.Y. Jets), Kellen Clemens
- 38t Reshad Jones (10/8/17 vs. Tennessee), Matt Cassel
- 37t Pat Johnson (12/24/95 at St. Louis), Todd Kinchen
- 36t Shaq Lawson (11/8/20 at Arizona), Kyle Murray
- 35t Dick Anderson (10/15/72 vs. San Diego), Mke Garrett
- 34t Jason Taylor (11/27/03 at Dallas), Quincy Carter
- 29t Jason Taylor (10/1/00 at Cincinnati), Akili Smith
- 25t Mike Kozlowski (12/6/81 vs. New England), Sam Cunningham
- 22t Terrell Buckley (10/27/97 vs. Chicago), Ricky Proehl
- 21t Bob Baumhower (10/7/84 at Pittsburgh), Mark Malone
- 20t Sam Madison (10/8/00 vs. Buffalo), Sammy Morris
- 19t Liffort Hobley (10/9/88 at L.A. Raiders), Vance Mueller
- 15t Jimmy Warren off lateral from Bob Neff, (12/16/67 vs. Boston), Jim Nance
- 14t Reshad Jones (11/26/17 at New England), Tom Brady
- 13t Nick Buoniconti (9/30/73 vs. New England), John Tarver
- 13t Bob Baumhower (10/9/78 vs. Cincinnati), Dave Turner
- 13t Brian Sochia (12/30/90 vs. Indianapolis), Jeff George
- 10t Willie West (10/6/68 at Houston), Bob Davis
- 10t Sean Hill (9/1/96 vs. New England), Louis Oliver
- 7t Bob Brudzinski (10/27/85 at Detroit), Eric Hipple
- 4t O.J. McDuffie (10/12/97 at N.Y. Jets), Charles Jordan
- 4t Jason Taylor (9/13/99 at Denver), Brian Griese
- 2t Randy McMichael (10/12/03 at Jacksonville), Obafemi Ayanbadejo
- 2t Melvin Ingram (9/11/22 vs. New England), Mac Jones**
- 1t Cliff Odom (10/28/90 at Indianapolis), Jack Trudeau
- 1t Jason Taylor (10/7/01 vs. New England), Tom Brady
- 1t Derrick Pope (11/28/04 at San Francisco), Tim Rattay
- 0t Chuck Klingbeil (9/22/91 vs. Green Bay), Don Majkowski
- 0t Scott Miller (9/1/96 vs. New England), Stanley Pritchett
- 0t Tim Bowens (11/30/97 at Oakland), Jeff George
- 0t Travis Minor (10/28/01 at Seattle), Jay Fiedler
- 0t Trent Gamble (9/8/02 vs. Detroit), Chris Cash
- 0t Koa Misi (9/19/10 at Minnesota), Brett Favre
- 0t Sam Eguavoen (11/9/22 vs. New England), Jakobi Meyers**

FUMBLE RETURNS FOR TOUCHDOWNS

CAREER

- 6 Jason Taylor (1997-2007, 2009, 2011)
- 2 Bob Baumhower (1977-86)
- 2 Liffort Hobley (1987-93)
- 2 Reshad Jones (2010-19)

TAKEAWAYS

(interceptions/fumble recoveries)

MOST TAKEAWAYS

CAREER

- 51 Dick Anderson (1968-77), 34 INTs, 17 FRs
- 42 Jake Scott (1970-75), 35 INTs, 7 FRs
- 41 Glenn Blackwood (1979-87), 29 INTs, 12 FRs
- 35 Sam Madison (1997-05), 31 INTs, 4 FRs
- 35 Jason Taylor (1997-2007, 2009, 2011), 8 INTs, 27 FRs

SEASON

- 11 Dick Anderson (1970), 8 INTs, 3 FRs
- 11 Jake Scott (1974), 8 INTs, 3 FRs
- 10 Dick Westmoreland (1967), 10 INTs
- 10 Xavien Howard (2020), 10 INTs**
- 9 Dick Anderson (1968), 8 INTs, 1 FR
- 9 Dick Anderson (1972), 3 INTs, 6 FRs



INDIVIDUAL RECORDS

9 Terrell Buckley (1998), 8 INTs, 1 FR

50 Jake Scott (12/6/70 vs. Boston), Gino Capelletti

GAME

- 4 Dick Anderson (12/3/73 vs. Pittsburgh), 4 INTs
- 4 Jeris White (11/26/76 at Cleveland), 2 INTs, 2 FRs

MOST TAKEAWAYS BY A ROOKIE

SEASON

- 9 Dick Anderson (1968), 8 INTs, 1 FR
- 7 Lloyd Mumphord (1969), 5 INTs, 2 FRs
- 7 Curtis Johnson (1970), 3 INTs, 4 FRs
- 7 Jarvis Williams (1988), 4 INTs, 3 FRs

GAME

- 3 Lloyd Mumphord (12/7/69 vs. Denver), 2 INTs, 1 FR

BLOCKED KICKS

MOST BLOCKED KICKS

CAREER

- 9 Curtis Johnson (1970-78), 6 FGs, 2 Punts, 1 PAT
- 8 Lloyd Mumphord (1969-74), 7 FGs, 1 Punt
- 5 Vern Den Herder (1971-82), 4 FGs, 1 Punt
- 5 William Judson (1982-89), 3 FGs, 2 Punts
- 5 Jeff Cross (1988-95), 3 FGs, 1 Punt, 1 PAT

SEASON

- 4 Wahoo McDaniel (1966), 1 FG, 3 PATs
- 3 Frank Cornish (1970), 2 FGs, 1 PAT
- 3 Curtis Johnson (1972), 1 FG, 2 Punts
- 3 Shane Burton (1998), 3 FGs

MOST BLOCKED FIELD GOALS

CAREER

- 7 Lloyd Mumphord (1969-74)
- 6 Curtis Johnson (1970-78)
- 4 Vern Den Herder (1971-82)
- 4 Bob Baumhower (1977-86)

SEASON

- 3 Shane Burton (1998)

BLOCKED FIELD GOAL RETURNS FOR TOUCHDOWNS

- 51t Lloyd Mumphord (12/6/70 vs. Boston), Gino Capelletti
- 47t Curtis Johnson (12/19/71 vs. Green Bay), Tim Webster

LONGEST SHORT FIELD GOAL RETURNS

MOST BLOCKED PUNTS

CAREER

- 3 Tim Foley (1970-80)
- 3 Jimmy Wilson (2011-14)
- 2 Curtis Johnson (1970-78)
- 2 William Judson (1982-89)
- 2 Marc Logan (1989-91)
- 2 Terrence Fede (2014-17)

SEASON

- 2 Curtis Johnson (1972)
- 2 Tim Foley (1973)
- 2 Marc Logan (1991)

BLOCKED PUNT RETURNS FOR TOUCHDOWNS

- 19t Mark Higgs (10/18/90 vs. New England), Brian Hansen
- 11t Walt Aikens (12/17/16 at N.Y. Jets), Lachlan Edwards
- 8t Tim Foley (11/11/73 vs. Baltimore), David Lee
- *5t Charlie Babb (12/24/72 vs. Cleveland), Don Cockroft
- 5t Tim Foley (11/11/73 vs. Baltimore), David Lee
- 2t Justin Coleman (11/28/21 vs. Carolina), Lachlan Edwards
- 0t Lex Hilliard (11/20/11 vs. Buffalo), Brian Moorman
- 0t Olivier Vernon (10/28/12 at N.Y. Jets), Robert Malone

MOST BLOCKED POINTS AFTER TOUCHDOWNS

CAREER

- 3 Wahoo McDaniel (1966-68)
- 3 Doug Betters (1978-87)

DEFENSIVE 2-POINT CONVERSIONS

- 1 Walt Aikens (12/11/16 vs. Arizona), returned blocked PAT (Jordan Phillips)





TEAM RECORDS

* - Playoff Game

** - Super Bowl

1966-77: 14 games 1983-86: 16 games 1978-81: 16 games 1987: 15 games 1982: 9 games 1988-2020: 16 games 2021-Present: 17 games

Records listed do not include 1982 regular season, which consisted of 9 games due to a players' strike.

- Record includes game on 11/30/69 played at Tampa's Tampa Stadium and games on 10/28/07, 10/4/15 and 10/11/17 played at London's Wembley Stadium that were designated as home games.

^ - Record includes games on 9/28/14 played at London's Wembley Stadium and 10/17/21 played at London's Tottenham Hotspur Stadium that were designated as road games.

CHAMPIONSHIPS

SUPER BOWL

2 1972, 1973

AMERICAN FOOTBALL CONFERENCE

5 1971, 1972, 1973, 1982, 1984

AFC EASTERN DIVISION

13 1971, 1972, 1973, 1974, 1979, 1981, 1983, 1984, 1985, 1992, 1994, 2000, 2008

PLAYOFF BERTHS

23 1970, 1971, 1972, 1973, 1974, 1978, 1979, 1981, 1982, 1983, 1984, 1985, 1990, 1992, 1994, 1995, 1997, 1998, 1999, 2000, 2001, 2008, 2016

GAMES

REGULAR SEASON RECORD

478-385-4 (.554)

PLAYOFF RECORD

20-21 (.488)

OVERALL RECORD

498-406-4 (.551)

HOME REGULAR-SEASON RECORD

274-156-3 (.636)#

ORANGE BOWL REGULAR-SEASON RECORD:

110-38-3 (.738)

HARD ROCK STADIUM REGULAR-SEASON RECORD

164-114 (.590)

HOME PLAYOFF RECORD

15-7 (.682)

ORANGE BOWL PLAYOFF RECORD

10-4 (.714)

HARD ROCK STADIUM PLAYOFF RECORD

5-3 (.625)

HOME OVERALL RECORD

289-163-3 (.638)#

ORANGE BOWL OVERALL RECORD

120-42-3 (.736)

HARD ROCK STADIUM OVERALL RECORD

169-117 (.591)

ROAD REGULAR-SEASON RECORD

204-229-1 (.471)^

ROAD PLAYOFF RECORD

5-14 (.263)

ROAD OVERALL RECORD

209-243-1 (.462)^

MOST WINS IN A SEASON

17 1972 (14 regular season, 3 playoffs)
16 1984 (14 regular season, 2 playoffs)

BEST SEASON WINNING PERCENTAGE

1.000 in 1972 (14-0 regular season, 3-0 playoffs)

FEWEST WINS IN A SEASON

1 in 2007

LOWEST SEASON WINNING PERCENTAGE

.063 in 2007 (1-15)

CONSECUTIVES

MOST WINS

18 1st in 1972 through 1st in 1973

MOST REGULAR SEASON WINS

16 14th in 1971 through 1st in 1973
16 12th in 1983 through 11th in 1984

MOST HOME WINS

31 10/17/71 through 12/15/74

MOST REGULAR-SEASON HOME WINS

27 10/17/71 through 12/15/74

MOST ROAD WINS

9 9/17/72 through 1/14/73

MOST REGULAR-SEASON ROAD WINS

7 9/17/72 through 12/10/72
7 12/4/83 through 11/4/84



TEAM RECORDS

MOST WINS IN A SERIES

20 vs. Buffalo, 1970-79

MOST PRESEASON WINS

11 5th in 1975 through 3rd in 1977

MOST LOSSES

16 14th in 2006 through 13th in 2007

MOST REGULAR-SEASON LOSSES

16 14th in 2006 through 13th in 2007

MOST HOME LOSSES

7 12/25/06 through 12/2/07
7 11/18/10 through 10/23/11

MOST ROAD LOSSES

11 12/17/06 through 9/14/08

MOST LOSSES IN A SERIES

8 vs. N.Y. Jets, 1966-69
8 vs. N.Y. Jets, 1998-2001

MOST PRESEASON LOSSES

7 5th in 1988 through 2nd in 1990

SCORING

MOST POINTS SCORED

Season 513 1984
Game 55 11/24/77 at St. Louis

FEWEST POINTS SCORED

Season 213 1966
Game 0 24 times, last 9/19/21 vs. Buffalo

MOST POINTS ALLOWED

Season 494 2019
Game *62 1/15/00 at Jacksonville
59 9/8/19 vs. Baltimore

FEWEST POINTS ALLOWED

Season 150 1973
Game 0 27 times, last 10/18/20 vs. N.Y. Jets

MOST POINTS, BOTH TEAMS

Game 96 at N.Y. Jets 51, Miami 45, ot (9/21/86)
82 at Buffalo 56, Miami 26 (1/3/21)
81 Buffalo 47, at Miami 34 (12/19/93)

FEWEST POINTS, BOTH TEAMS

Game 3 at New England 3, Miami 0 (12/12/82)
3 at Pittsburgh 3, Miami 0 (11/26/07)
9 New England 6, at Miami 3 (11/20/88)

MOST DECISIVE WIN

Game 52 52-0 vs. New England (11/12/72)
44 44-0 vs. Baltimore (11/11/73)
43 43-0 at N.Y. Jets (10/19/75)
42 42-0 at Baltimore (9/10/78)
42 45-3 vs. N.Y. Jets (11/24/86)
42 42-0 vs. Kansas City (10/11/87)

MOST DECISIVE LOSS

Game *55 62-7 at Jacksonville (1/15/00)
49 59-10 vs. Baltimore (9/8/19)
45 48-3 vs. Kansas City (9/28/68)
43 43-0 vs. New England (9/15/19)
41 41-0 at Kansas City (10/8/67)
41 41-0 at Indianapolis (12/14/97)

MOST TOUCHDOWNS SCORED

Season 70 1984
Game 8 11/24/77 at St. Louis

FEWEST TOUCHDOWNS SCORED

Season 26 1966, 2006, 2010

MOST TOUCHDOWNS ALLOWED

Season 57 2019
Game 8 9/18/66 at Buffalo
*8 1/15/00 at Jacksonville
8 9/8/19 vs. Baltimore
8 1/3/21 at Buffalo

FEWEST TOUCHDOWNS ALLOWED

Season 14 1973

MOST TOUCHDOWNS SCORED BY RUSHING

Season 26 1972, 1975
Game 4 11 times, last 9/16/13 vs. Oakland

PASSING

Season 49 1984
Game 6 11/24/77 at St. Louis
6 9/21/86 at N.Y. Jets
6 9/18/22 at Baltimore

INTERCEPTION

Season 5 2001
Game 2 12/3/73 vs. Pittsburgh
2 9/12/82 at N.Y. Jets
2 12/16/83 vs. N.Y. Jets
2 12/6/98 at Oakland
2 10/26/14 at Jacksonville

KICKOFF RETURN

Season 2 2009
Game 2 11/1/09 at N.Y. Jets

PUNT RETURN

Season 2 1993

FUMBLE RETURN

Season 3 1997
Game 2 10/11/87 vs. Kansas City
2 9/1/96 vs. New England

BLOCKED PUNT RETURN

Season 2 1973
Game 2 11/11/73 vs. Baltimore



TEAM RECORDS

FEWEST TOUCHDOWNS SCORED BY

RUSHING

Season 4 2017

PASSING

Season 12 2007, 1969

MOST TOUCHDOWNS ALLOWED BY

RUSHING

Season 23 1986

Game 5 9/4/88 at Chicago
5 9/8/19 vs. Baltimore

PASSING

Season 39 2019

Game 6 10/21/07 vs. New England
6 9/8/19 vs. Baltimore

INTERCEPTION

Season 8 2004

Game 2 12/18/88 at Pittsburgh
2 11/23/97 at New England
2 10/17/99 at New England
2 11/18/01 vs. N.Y. Jets
2 10/25/09 vs. New Orleans
2 10/26/17 at Baltimore
2 9/15/19 vs. New England

KICKOFF RETURN

Season 2 1994, 2007, 2010

PUNT RETURN

Season 2 2008, 2020

FUMBLE RETURN

Season 3 1974

BLOCKED FIELD GOAL RETURN

Season 1 1979, 1989, 2010, 2014

FEWEST TOUCHDOWNS ALLOWED BY

RUSHING

Season 6 1998, 1999

PASSING

Season 5 1973

MOST POINTS AFTER TOUCHDOWN SCORED

Season 66 1984

Game 7 11/12/72 vs. New England
7 11/24/77 at St. Louis
7 9/3/95 vs. N.Y. Jets
7 9/8/02 vs. Detroit

MOST POINTS AFTER TOUCHDOWN SCORED, OPPONENT

Season 49 2007

Game *8 1/15/00 at Jacksonville
8 9/8/19 vs. Baltimore
8 1/3/21 at Buffalo

MOST FIELD GOALS SCORED

Season 39 1999

Game 7 12/8/19 at N.Y. Jets

MOST FIELD GOALS SCORED, OPPONENT

Season 34 2013

Game 5 9/28/69 at Houston
5 9/25/88 at Indianapolis
*5 1/17/93 vs. Buffalo
5 10/13/02 at Denver
5 9/7/03 vs. Houston
5 10/7/07 at Houston
5 9/14/14 at Buffalo
5 9/29/16 at Cincinnati
5 12/24/17 at Kansas City

MOST SAFETIES SCORED

Season 3 2005, 2014

Game 2 12/3/17 vs. Denver

MOST SAFETIES SCORED, OPPONENT

Season 4 2015

Game 1 32 times, last 11/3/19 vs. N.Y. Jets

MOST 2-POINT CONVERSION ATTEMPTS

Season 10 1994

Game 4 at Indianapolis, 11/26/95

MOST 2-POINT CONVERSION ATTEMPTS, OPPONENT

Season 5 1995, 2009, 2016, 2019

Game 2 Six times, last 12/22/19 vs. Cincinnati

MOST 2-POINT CONVERSIONS

Season 6 1994

Game 2 at Indianapolis, 11/26/95

MOST 2-POINT CONVERSIONS, OPPONENT

Season 5 2016

Game 2 12/22/19 vs. Cincinnati

SCORE BY QUARTERS, DOLPHINS

1st – 21 12/20/70 vs. Buffalo
21 10/2/77 vs. Houston
21 12/5/04 vs. Buffalo
21 10/25/15 vs. Houston
2nd – 28 12/17/67 vs. Boston
24 10/23/77 vs. Seattle
24 10/29/78 vs. Baltimore
24 11/20/83 vs. Baltimore
24 10/9/88 at L.A. Raiders
24 12/1/91 vs. Tampa Bay
3rd – 21 11/3/74 vs. Atlanta
21 9/12/82 at N.Y. Jets
21 9/2/84 at Washington
21 10/11/87 vs. Kansas City
21 11/12/89 at N.Y. Jets
21 10/18/92 vs. New England
21 12/12/94 vs. Kansas City
21 9/3/95 vs. N.Y. Jets
21 10/29/00 vs. Green Bay
21 11/1/09 at N.Y. Jets
21 12/4/11 vs. Oakland
21 12/17/16 at N.Y. Jets
4th – 28 9/18/22 at Baltimore
25 10/10/99 at Indianapolis
24 11/25/01 at Buffalo
23 12/21/14 vs. Minnesota



TEAM RECORDS

SCORE BY QUARTERS, OPPONENT

1st –	24	9/28/68 vs. Kansas City
	*24	1/2/82 vs. San Diego
	*24	1/15/00 at Jacksonville
	24	12/9/07 at Buffalo
2nd –	31	12/14/97 at Indianapolis
	28	9/21/86 at N.Y. Jets
	28	10/21/07 vs. New England
	28	1/3/21 at Buffalo
3rd –	24	12/14/14 at New England
	21	12/19/93 vs. Buffalo
	21	12/4/94 vs. Buffalo
	21	10/5/10 vs. New England
	21	11/13/17 at Carolina
	21	10/14/18 vs. Chicago
4th –	30	10/23/00 at N.Y. Jets
	28	10/2/66 at San Diego
	28	12/15/91 at San Diego

SCORE BY QUARTERS, BOTH TEAMS

1st –	35	12/5/04 vs. Buffalo
		Miami 21, Buffalo 14
	27	9/28/68 vs. Kansas City
		Kansas City 24, Miami 3
2nd –	42	9/21/86 at N.Y. Jets
		N.Y. Jets 28, Miami 14
	35	9/3/95 vs. N.Y. Jets
		Miami 21, N.Y. Jets 14
	35	10/21/07 vs. New England
		New England 28, Miami 7
	35	12/9/18 vs. New England
		New England 21, Miami 14
3rd –	37	11/1/09 at N.Y. Jets
		Miami 21, N.Y. Jets 16
	29	9/4/94 vs. New England
		Miami 15, New England 14
	28	12/10/67 vs. San Diego
		Miami 14, San Diego 14
	28	12/19/93 vs. Buffalo
		Buffalo 21, Miami 7
	28	11/27/94 at N.Y. Jets
		Miami 14, N.Y. Jets 14
	28	12/18/13 at Pittsburgh
	Miami 14, Pittsburgh 14	
	28	12/24/16 at Buffalo
		Miami 14, Buffalo 14
	28	11/13/17 at Carolina
		Miami 7, Carolina 21
4th –	41	12/21/14 vs. Minnesota
		Miami 23, Minnesota 18
	39	10/10/99 at Indianapolis
		Miami 25, Indianapolis 14
	37	10/23/00 at N.Y. Jets
		N.Y. Jets 30, Miami 7

MOST CONSECUTIVE QUARTERS HELD SCORELESS BY DOLPHINS

13 1973, 3rd Q in 8th through 3rd Q in 11th

MOST CONSECUTIVE QUARTERS HELD SCORELESS BY OPPONENT

11 1970, 1st Q in 6th through 3rd Q in 8th

SCORE BY HALVES, DOLPHINS

1st –	41	10/25/15 vs. Houston
	35	12/17/67 vs. Boston
	31	12/20/70 vs. Buffalo
	31	12/2/85 vs. Chicago
	31	12/7/86 at New Orleans
2nd –	35	9/18/22 at Baltimore
	31	9/22/85 vs. Kansas City
	31	12/12/94 vs. Kansas City
	31	9/3/95 vs. N.Y. Jets

SCORE BY HALVES, OPPONENT

1st –	48	9/18/66 at Buffalo
2nd –	38	10/2/66 at San Diego
	36	10/25/09 vs. New Orleans

SCORE BY HALVES, BOTH TEAMS

1st –	58	9/18/66 at Buffalo
		Buffalo 48, Miami 10
	52	9/21/86 at N.Y. Jets
		N.Y. Jets 31, Miami 21
	52	12/21/08 at Kansas City
		Kansas City 28, Miami 24
	52	9/8/19 vs. Baltimore
		Baltimore 42, Miami 10
2nd –	52	10/9/83 vs. Buffalo
		Miami 28, Buffalo 24

TIME OF POSSESSION (SINCE 1977)

HIGHEST TIME OF POSSESSION

Season	32:38	1979
Game	45:07	9/21/09 vs. Indianapolis
	43:39	12/7/87 vs. N.Y. Jets
	41:55	12/16/96 vs. Buffalo

LOWEST TIME OF POSSESSION

Season	27:02	1988
Game	14:28	9/4/88 at Chicago
	16:32	10/1/89 at Houston
	18:02	10/27/96 vs. Dallas

HIGHEST TIME OF POSSESSION ALLOWED

Season	32:58	1988
Game	46:29	10/4/81 vs. N.Y. Jets (OT)
	45:32	9/4/88 at Chicago
	44:53	10/27/97 vs. Chicago (OT)

LOWEST TIME OF POSSESSION ALLOWED

Season	27:22	1979
Game	14:53	9/21/09 vs. Indianapolis
	16:21	12/7/87 vs. N.Y. Jets
	18:05	12/16/96 vs. Buffalo

SCORING DRIVES

LONGEST SCORING DRIVES

BY PLAYS

21	1/1/12 vs. N.Y. Jets (TD, 94 yards, 12:29)
18	11/11/07 vs. Buffalo (TD, 80 yards, 9:45)
18	9/14/08 at Arizona (TD, 89 yards, 7:04)
18	12/27/09 vs. Houston (FG, 61 yards, 4:18)
17	7 times (last: 10/4/20 vs. Seattle [FG, 73 yards, 7:59])



TEAM RECORDS

BY YARDS

99	9/10/78 at Baltimore (TD, 7 plays, 3:53)
99	9/24/89 vs. N.Y. Jets (TD, 7 plays, 1:27)
98	9/9/18 vs. Tennessee (TD, 12 plays, 5:21)
97	12/15/02 vs. Oakland (TD, 13 plays, 7:53)
97	12/28/14 vs. N.Y. Jets (TD, 1 play, 0:14)
97	10/18/15 at Tennessee (TD, 9 plays, 5:30)

BY TIME OF POSSESSION

12:29	1/1/12 vs. N.Y. Jets (TD, 21 plays, 94)
10:30	10/16/94 vs. L.A. Raiders (FG, 10 plays, 65 yards)
10:16	12/10/01 vs. Indianapolis (TD, 15 plays, 78 yards)
10:09	11/9/09 at New England (TD, 16 plays, 66 yards)
10:01	10/27/74 vs. Baltimore (FG, 16 plays, 73 yards)

LONGEST SCORING DRIVES, OPPONENTS

BY PLAYS

20	11/24/97 at Chicago (FG, 77 yards, 11:07)
19	Seven times, last: 12/22/13 at Buffalo (FG, 92 yards, 9:16)

BY YARDS

99	12/11/76 vs. Minnesota (TD, 16 plays, 9:07)
99	10/27/80 at N.Y. Jets (TD, 17 plays, 9:22)
99	9/30/01 at St. Louis (TD, 11 plays, 5:36)
99	9/12/11 vs. New England (TD, 1 play, 0:13)
99	12/11/16 vs. Arizona (TD, 12 plays, 6:43)
99	11/11/21 vs. Baltimore (TD, 9 plays, 4:12)

BY TIME OF POSSESSION

12:45	12/14/75 at Baltimore (FG, 17 plays, 82 yards)
11:07	11/24/91 at Chicago (FG, 20 plays, 77 yards)
11:05	12/16/01 at San Francisco (TD, 17 plays, 98 yards)

FIRST DOWNS

MOST FIRST DOWNS

Season	387	1984
Game	36	12/21/14 vs. Minnesota
	34	11/24/77 at St. Louis
	34	12/12/88 vs. Cleveland

FEWEST FIRST DOWNS

Season	200	1966
Game	6	11/14/99 at Buffalo
	6	12/12/10 at N.Y. Jets
	6	12/22/13 at Buffalo

MOST FIRST DOWNS ALLOWED

Season	361	2019
Game	39	11/27/88 at N.Y. Jets
	*34	1/2/82 vs. San Diego
	34	11/18/84 at San Diego

FEWEST FIRST DOWNS ALLOWED

Season	186	1972
Game	4	11/11/73 vs. Baltimore
	5	9/2/79 at Buffalo
	7	9/24/72 vs. Houston
	7	10/28/90 at Indianapolis

MOST FIRST DOWNS, BOTH TEAMS

Season	701	1984
Game	*59	1/2/82 vs. San Diego
	59	10/9/83 vs. Buffalo
	59	11/27/88 at N.Y. Jets

FEWEST FIRST DOWNS, BOTH TEAMS

Season	410	1973
Game	15	11/9/69 at Boston
	20	12/12/10 at N.Y. Jets
	21	Three times, last 11/11/73 vs. Baltimore

MOST FIRST DOWNS

BY RUSHING

Season	170	1972
Game	19	10/29/72 at Baltimore
	19	11/24/77 at St. Louis

BY PASSING

Season	250	1986
Game	26	12/12/88 vs. Cleveland
	24	9/15/85 vs. Indianapolis
	24	9/21/86 at N.Y. Jets
	24	11/16/86 at Buffalo
	24	9/24/89 vs. N.Y. Jets

BY PENALTY

Season	41	2019
Game	7	11/8/15 at Buffalo
	6	12/4/66 at Denver
	6	11/26/67 vs. Buffalo
	6	9/8/96 at Arizona
	6	12/21/14 vs. Minnesota
	6	10/22/17 vs. N.Y. Jets

FEWEST FIRST DOWNS

BY RUSHING

Season	61	2013
Game	0	10/15/67 at Boston
	*0	1/15/00 at Jacksonville
	*0	1/6/01 at Oakland
	0	9/19/04 at Cincinnati
	0	10/6/13 vs. Baltimore
	0	9/20/15 at Jacksonville
	0	11/24/15 at N.Y. Jets
	0	9/24/17 at N.Y. Jets

BY PASSING

Season	91	1973
Game	1	9/4/83 at Buffalo

BY PENALTY

Season	12	2013
--------	----	------

MOST FIRST DOWNS ALLOWED

BY RUSHING

Season	155	1988
Game	**24	1/30/83 vs. Washington
	*18	12/30/95 at Buffalo
	18	9/13/20 at New England

BY PASSING

Season	215	2012
Game	26	10/11/21 at Tampa Bay
	23	11/27/88 at N.Y. Jets

BY PENALTY

Season	42	2005
Game	7	10/9/83 vs. Buffalo
	7	10/23/00 at N.Y. Jets (OT)
	7	11/13/16 at San Diego



TEAM RECORDS

FEWEST FIRST DOWNS ALLOWED BY RUSHING

Season	66	1969
Game	0	12/20/70 vs. Buffalo
	0	10/13/74 at Washington
	*0	1/9/00 at Seattle
	0	9/14/03 at N.Y. Jets
	0	11/23/06 at Detroit
	0	11/2/08 at Denver
	0	10/4/09 vs. Buffalo
	0	9/30/12 at Arizona

BY PASSING

Season	78	1973
Game	0	12/8/68 vs. Boston
	1	11/5/79 vs. Houston
	1	12/12/82 at New England

BY PENALTY

Season	8	1973, 1974
---------------	---	------------

TOTAL NET YARDS

MOST NET YARDS

Season	6,936	1984
Game	584	10/23/88 vs. N.Y. Jets
	*569	1/6/85 vs. Pittsburgh
	552	9/30/84 at St. Louis
	552	10/21/84 at New England

FEWEST NET YARDS

Season	3,458	1966
Game	88	10/12/80 at New England
	101	11/14/99 at Buffalo
	103	12/22/13 at Buffalo

MOST NET YARDS ALLOWED

Season	6,364	2019
Game	643	9/8/19 vs. Baltimore
	622	9/12/11 vs. New England
	597	11/27/88 at N.Y. Jets
	593	10/3/76 vs. Los Angeles

FEWEST NET YARDS ALLOWED

Season	3,281	1973
Game	76	10/21/73 vs. Buffalo
	117	10/17/71 vs. New England
	118	10/16/66 vs. Denver
	118	9/21/03 vs. Buffalo

MOST NET YARDS GAINED, BOTH TEAMS

Season	12,374	1986
Game	1,110	9/12/11 vs. New England
	1,066	9/21/86 at N.Y. Jets

FEWEST NET YARDS GAINED, BOTH TEAMS

Season	7,384	1973
Game	335	10/16/66 vs. Denver

RUSHING

MOST RUSHING YARDS

Season	2,960	1972
Game	315	11/11/73 vs. Baltimore
	304	12/3/72 at New England
	302	10/24/71 at N.Y. Jets
	302	11/7/71 vs. Buffalo
	301	9/30/73 vs. New England

FEWEST RUSHING YARDS

Season	1,156	2019
Game	2	11/11/13 at Tampa Bay
	7	11/19/06 vs. Minnesota
	12	11/29/15 at N.Y. Jets
	14	11/19/90 vs. L.A. Raiders
	*14	1/9/99 at Denver
	14	12/23/13 at Buffalo

MOST RUSHING YARDS ALLOWED

Season	2,506	1988
Game	*341	12/30/95 at Buffalo
	305	12/18/88 at Pittsburgh
	299	9/30/07 vs. Oakland

FEWEST RUSHING YARDS ALLOWED

Season	1,430	1994
Game	14	11/2/08 at Denver
	16	9/2/66 vs. Oakland
	16	11/28/10 at Oakland

MOST RUSHING YARDS, BOTH TEAMS

Season	4,627	1978
Game	533	12/24/16 at Buffalo
	508	11/7/71 vs. Buffalo
	487	12/5/76 vs. Buffalo

FEWEST RUSHING YARDS, BOTH TEAMS

Season	2,920	1966
Game	67	9/8/13 at Cleveland
	74	11/23/98 at New England
	79	12/19/99 vs. San Diego

MOST RUSHING ATTEMPTS

Season	613	1972
Game	58	10/5/75 at Green Bay
	56	9/12/82 at N.Y. Jets
	55	11/24/77 at St. Louis

FEWEST RUSHING ATTEMPTS

Season	326	1967
Game	*8	1/8/95 at San Diego
	**9	1/20/85 vs. San Francisco
	9	9/7/86 at San Diego
	9	11/29/15 at N.Y. Jets
	9	10/10/21 at Tampa Bay
	10	9/4/88 at Chicago
	10	12/2/90 at Washington

MOST RUSHING ATTEMPTS, OPPONENT

Season	557	1988
Game	*59	1/12/86 vs. New England
	54	9/4/88 at Chicago
	**52	1/30/83 vs. Washington
	*52	12/30/95 at Buffalo



TEAM RECORDS

FEWEST RUSHING ATTEMPTS, OPPONENT

Season	387	1970
Game	7	9/4/94 at Green Bay
	10	11/23/06 at Detroit
	10	12/11/17 vs. New England
	11	9/14/03 at N.Y. Jets
	11	9/21/09 vs. Indianapolis

HIGHEST RUSHING AVERAGE

Season	5.00	1971
---------------	------	------

LOWEST RUSHING AVERAGE

Season	3.12	1997
---------------	------	------

HIGHEST RUSHING AVERAGE, OPPONENT

Season	4.88	1968
---------------	------	------

LOWEST RUSHING AVERAGE, OPPONENT

Season	3.29	2003
---------------	------	------

PASSING

MOST NET YARDS PASSING

Season	5,018	1984
Game	521	10/23/88 vs. N.Y. Jets
	461	9/18/22 at Baltimore
	456	9/4/94 vs. New England
	446	9/24/89 vs. N.Y. Jets

FEWEST NET YARDS PASSING

Season	1,582	1973
Game	22	11/23/69 vs. Houston
	*26	12/30/73 vs. Oakland
	26	9/4/83 at Buffalo

MOST NET YARDS PASSING ALLOWED

Season	4,198	2019
Game	516	9/12/11 vs. New England
	449	9/21/86 at N.Y. Jets
	437	10/10/21 at Tampa Bay

FEWEST NET YARDS PASSING ALLOWED

Season	1,290	1973
Game	1	10/21/73 vs. Buffalo
	11	11/5/79 vs. Houston
	13	12/12/82 at New England

MOST NET YARDS PASSING, BOTH TEAMS

Season	8,336	1986
Game	884	9/21/86 at N.Y. Jets

FEWEST NET YARDS PASSING, BOTH TEAMS

Season	2,872	1973
Game	72	12/12/82 at New England

MOST GROSS YARDS PASSING

Season	5,146	1984
Game	521	10/23/88 vs. N.Y. Jets
	473	9/4/94 vs. New England
	470	12/2/84 vs. L.A. Raiders

FEWEST GROSS YARDS PASSING

Season	1,675	1973
Game	*34	12/30/73 vs. Oakland
	46	9/4/83 at Buffalo
	46	12/21/03 at Buffalo

MOST GROSS YARDS PASSING ALLOWED

Season	4,373	2020
Game	517	9/12/11 vs. New England
	479	9/21/86 at N.Y. Jets
	452	10/10/21 at Tampa Bay

FEWEST GROSS YARDS PASSING ALLOWED

Season	1,604	1973
Game	13	12/12/82 at New England
	25	11/5/79 vs. Houston
	35	12/9/73 at Baltimore

MOST PASS ATTEMPTS

Season	645	1986
Game	*66	12/30/95 at Buffalo
	65	12/4/05 vs. Buffalo
	62	10/22/06 vs. Green Bay

FEWEST PASS ATTEMPTS

Season	256	1973
Game	*6	12/30/73 vs. Oakland
	**7	1/13/74 vs. Minnesota
	*8	1/2/72 vs. Baltimore

MOST PASS ATTEMPTS, OPPONENT

Season	608	2021
Game	61	11/1/20 vs. L.A. Rams
	59	10/23/00 at N.Y. Jets (OT)
	58	10/4/92 at Buffalo
	56	11/18/84 at San Diego
	56	9/7/14 vs. New England
	56	12/22/19 vs. Cincinnati

FEWEST PASS ATTEMPTS, OPPONENT

Season	320	1973
Game	5	12/12/82 at New England
	8	11/14/76 at Pittsburgh
	8	12/9/73 at Baltimore

MOST PASS COMPLETIONS

Season	404	2021
Game	39	11/16/86 at Buffalo
	38	11/23/97 at New England
	36	1/3/21 at Buffalo
	36	9/18/22 at Baltimore

FEWEST PASS COMPLETIONS

Season	133	1973
Game	3	10/15/73 at Cleveland
	*3	12/30/73 vs. Oakland

MOST PASS COMPLETIONS, OPPONENT

Season	373	2021
Game	38	10/9/83 vs. Buffalo
	37	11/18/84 at San Diego
	37	12/4/16 at Baltimore

FEWEST PASS COMPLETIONS, OPPONENT

Season	151	1973
Game	2	11/9/69 at Boston
	2	12/12/82 at New England
	4	11/14/76 at Pittsburgh



TEAM RECORDS

INTERCEPTIONS

MOST INTERCEPTIONS

Season	32	1978, 458 yards
Game	6	12/3/73 vs. Pittsburgh
	6	10/19/75 at N.Y. Jets
	6	9/10/78 at Baltimore
	6	11/21/82 at Buffalo
	6	10/16/83 at N.Y. Jets
	6	12/6/98 at Oakland

FEWEST INTERCEPTIONS

Season	8	2006, 116 yards
---------------	---	-----------------

MOST INTERCEPTIONS, OPPONENT

Season	32	1966, 370 yards
Game	6	11/13/66 at Kansas City

FEWEST INTERCEPTIONS, OPPONENT

Season	7	2008, 130 yards
---------------	---	-----------------

MOST INTERCEPTION RETURN YARDS

Season	522	1966
Game	218	10/4/92 at Buffalo

FEWEST INTERCEPTION RETURN YARDS

Season	66	2010
---------------	----	------

MOST INTERCEPTION RETURN YARDS, OPPONENT

Season	596	1969
Game	160	11/23/97 at New England
	151	12/2/84 vs. L.A. Raiders
	151	11/18/01 vs. N.Y. Jets

FEWEST INTERCEPTION RETURN YARDS, OPPONENT

Season	100	1985
---------------	-----	------

PENALTIES

MOST PENALTIES

Season	137	2017, 1,154 yards
Game	18	10/9/05 at Buffalo
	17	11/19/17 vs. Tampa Bay

MOST YARDS PENALIZED

Season	1,154	2017, on 137
Game	149	10/12/03 at Jacksonville
	145	12/31/17 vs. Buffalo
	143	10/1/95 at Cincinnati

FEWEST PENALTIES

Season	48	1968, 485 yards
Game	0	12/23/67 vs. Houston
	0	12/8/68 vs. Boston
	0	9/29/91 at N.Y. Jets
	*0	1/10/93 vs. San Diego
	0	12/21/98 vs. Denver
	0	9/15/13 at Indianapolis

FEWEST YARDS PENALIZED

Season	416	1973, on 52
Game	0	12/23/67 vs. Houston
	0	12/8/68 vs. Boston
	0	9/29/91 at N.Y. Jets
	*0	1/10/93 vs. San Diego
	0	12/21/98 vs. Denver
	0	9/15/13 at Indianapolis

MOST PENALTIES, OPPONENT

Season	122	2017, 1,077 yards
Game	19	12/22/85 vs. Buffalo
	17	10/18/87 at N.Y. Jets
	15	10/9/83 vs. Buffalo

MOST YARDS PENALIZED, OPPONENT

Season	1,084	2019, on 111
Game	163	10/4/15 vs. N.Y. Jets (at London)
	156	9/20/69 at Oakland
	144	11/5/67 at Buffalo

FEWEST PENALTIES, OPPONENT

Season	59	1967, 691 yards
Game	0	10/4/20 vs. Seattle

FEWEST YARDS PENALIZED, OPPONENT

Season	525	1974, on 67
Game	0	10/4/20 vs. Seattle

MOST PENALTIES, BOTH TEAMS

Season	259	2017, 2,231 yards
Game	26	12/22/85 vs. Buffalo
	26	11/19/17 vs. Tampa Bay
	25	10/9/05 at Buffalo

MOST YARDS PENALIZED, BOTH TEAMS

Season	2,231	2017, on 259
Game	243	10/4/15 vs. N.Y. Jets (at London)
	230	10/3/70 vs. Oakland
	227	11/30/69 vs. Boston (at Tampa)

FEWEST PENALTIES, BOTH TEAMS

Season	112	1967, 1,181 yards
Game	2	12/23/67 vs. Houston
	2	11/11/73 vs. Baltimore
	2	12/12/82 at New England

FEWEST YARDS PENALIZED, BOTH TEAMS

Season	1,032	1973, on 113
Game	10	11/11/73 vs. Baltimore
	10	12/12/82 at New England
	13	9/15/13 at Indianapolis

PUNTING

MOST PUNTS

Season	99	2004
Game	11	12/7/03 at New England

MOST PUNT YARDS

Season	4,380	2015, 47.6 average
Game	564	12/12/10 at N.Y. Jets
	501	12/22/13 at Buffalo



TEAM RECORDS

FEWEST PUNTS

Season	44	1972
Game	0	9/23/79 vs. Chicago
	0	10/12/86 vs. Buffalo
	0	12/12/88 vs. Cleveland
	0	12/28/03 vs. N.Y. Jets

MOST PUNTS, OPPONENT

Season	102	2004
Game	11	11/11/73 vs. Baltimore
	11	12/7/03 at New England

MOST PUNT YARDS, OPPONENT

Season	4,313	2011, 45.4 average
Game	475	9/20/98 vs. Pittsburgh

FEWEST PUNTS, OPPONENT

Season	52	1967
Game	0	12/17/67 vs. Boston
	0	9/21/97 at Tampa Bay
	0	11/7/10 at Baltimore
	0	9/29/19 vs. L.A. Chargers
	1	22 times, last 10/10/21 at Tampa Bay

MOST PUNTS, BOTH TEAMS

Season	201	2004
Game	22	12/7/03 at New England

FEWEST PUNTS, BOTH TEAMS

Season	116	1995
Game	1	10/12/86 vs. Buffalo
	2	9/23/79 vs. Chicago
	2	12/12/88 vs. Cleveland

HIGHEST PUNTING AVERAGE

Season	49.7	2012, 76 punts
x-Game	58.8	9/23/12 vs. N.Y. Jets

HIGHEST PUNTING AVERAGE, OPPONENT

Season	46.7	2008, 61 punts
x-Game	56.7	11/24/13 vs. Carolina

x - minimum 4 punts

PUNT RETURNS

MOST PUNT RETURNS

Season	55	1983, 581 yards
Game	7	10/19/69 at Kansas City
	7	9/19/04 at Cincinnati
	7	11/24/13 vs. Carolina

MOST PUNT RETURN YARDS

Season	581	1983, 55 returns
Game	123	10/19/69 at Kansas City
	123	12/13/93 vs. Pittsburgh

MOST PUNT RETURNS, OPPONENT

Season	50	2015, 526 yards
Game	9	12/12/10 at N.Y. Jets
	8	9/9/66 vs. N.Y. Jets
	8	12/24/05 vs. Tennessee

MOST PUNT RETURN YARDS, OPPONENT

Season	526	2015, 50 returns
Game	116	12/16/18 at Minnesota
	115	10/12/80 at New England
	113	11/16/08 vs. Oakland

KICKOFF RETURNS

MOST KICKOFF RETURNS

Season	78	2007, 1,552 yards
Game	9	9/18/66 at Buffalo
	9	9/7/86 at San Diego
	*9	1/12/91 at Buffalo
	*9	1/15/00 at Jacksonville
	9	12/2/07 vs. N.Y. Jets

MOST KICKOFF RETURN YARDS

Season	1,739	2009, 75 returns
Game	299	11/1/09 at N.Y. Jets
	245	12/5/71 at New England

MOST KICKOFF RETURNS, OPPONENT

Season	85	1995, 1,782 yards
Game	9	11/24/77 at St. Louis
	9	9/3/95 vs. N.Y. Jets

MOST KICKOFF RETURN YARDS, OPPONENT

Season	1,782	1995, 85 returns
Game	251	12/12/94 vs. Kansas City
	248	9/21/08 at New England

SACKS

MOST SACKS

Season	49.0	1983, 363 yards
	49.0	2005, 375 yards
Game	9.0-59.0	10/21/73 vs. Buffalo
	8.0-61.0	9/20/81 at Houston
	8.0-57.0	9/13/98 vs. Buffalo
	8.0-47.0	12/6/98 at Oakland
	8.0-34.0	11/28/04 at San Francisco
	8.0-53.0	11/23/06 at Detroit
	8.0-55.0	9/30/12 at Arizona
	8.0-54.0	12/27/21 at New Orleans

FEWEST SACKS

Season	16.0	1966, 180 yards
---------------	------	-----------------

MOST SACKS, OPPONENT

Season	58.0	2013, 399 yards and 2019, 313 yards
Game	9.0-53.0	10/17/99 at New England
	9.0-60.0	12/11/11 vs. Philadelphia
	9.0-71.0	12/16/18 at Minnesota

FEWEST SACKS, OPPONENT

Season	7.0	1988, 41 yards
---------------	-----	----------------

MOST CONSECUTIVE GAMES WITH NO SACKS ALLOWED

19 5th through 16th in 1988 and 1st through 7th in 1989

MOST SACKS, BOTH TEAMS

Season	100.0	2013, 671 yards
---------------	-------	-----------------



TEAM RECORDS

FEWEST SACKS, BOTH TEAMS

Season 31.0 1988, 208 yards

FUMBLES

MOST FUMBLES

Season 42 2004
Game 8 12/9/07 at Buffalo
7 10/6/96 vs. Seattle

MOST FUMBLES LOST

Season 20 1985
Game 5-5 9/25/83 vs. Kansas City
*6-5 1/15/00 at Jacksonville
4-4 10/15/67 at Boston
5-4 11/15/70 vs. New Orleans
4-4 9/19/71 at Denver
*5-4 1/12/86 vs. New England
4-4 9/7/86 at San Diego
5-4 10/18/90 vs. New England
4-4 12/27/98 at Atlanta

FEWEST FUMBLES

Season 12 2000

MOST FUMBLES, OPPONENT

Season 38 1971, 1983
Game 7 11/7/71 vs. Buffalo
7 9/18/77 at Buffalo
7 10/23/83 at Baltimore
7 12/4/94 vs. Buffalo

MOST FUMBLES LOST, OPPONENT

Season 21 1971, 1978

TAKEAWAY/GIVEAWAY

BEST RATIO

Season +23 1978, 53 TAs, 30 GAs
+18 1972, 46 TAs, 28 GAs

WORST RATIO

Season -18 1989, 23 TAs, 41 GAs
-17 2004, 25 TAs, 42 GAs

MOST TAKEAWAYS

Season 53 1978, 21 FRs, 32 INTs
46 1966, 15 FRs, 31 INTs
46 1972, 20 FRs, 26 INTs

FEWEST TAKEAWAYS

Season 15 2017, 6 FRs, 9 INTs

MOST TAKEAWAYS, OPPONENT

Season 44 1967, 16 FRs, 28 INTs

FEWEST TAKEAWAYS, OPPONENT

Season 13 2008, 6 FRs, 7 INTs

BLOCKED PUNTS

MOST BLOCKED PUNTS

Season 3 2014





ALL-TIME LEADERS

(**boldface** indicates active player)

RUSHING							
PLAYER	YEARS	NO.	YDS.	AVG.	LG	TD	
1.	Larry Csonka	1968-74, 1979	1,506	6,737	4.5	54t	53
2.	Ricky Williams	2002-03, 2005, 2007-10	1,509	6,436	4.3	68t	48
3.	Ronnie Brown	2005-10	1,128	4,815	4.3	65t	36
4.	Mercury Morris	1969-75	754	3,877	5.1	70t	29
5.	Jim Kiick	1968-74	997	3,644	3.7	56	28
6.	Tony Nathan	1979-87	732	3,543	4.8	46	16
7.	Karim Abdul-Jabbar	1996-99	888	3,063	3.4	45	33
8.	Lamar Miller	2012-15	638	2,930	4.6	97t	19
9.	Mark Higgs	1990-94	702	2,648	3.8	31	14
10.	Delvin Williams	1978-80	643	2,632	4.1	65	13
11.	Andra Franklin	1981-84	622	2,232	3.6	29	22
12.	Benny Malone	1974-78	503	2,129	4.2	66t	16
13.	Lamar Smith	2000-01	622	2,107	3.4	68t	20
14.	Reggie Bush	2011-12	443	2,072	4.7	76t	12
15.	Bernie Parmalee	1992-98	513	1,959	3.8	47t	15
16.	Lorenzo Hampton	1985-89	500	1,949	3.9	54t	22
17.	Jay Ajayi	2015-17	447	1,924	4.3	62t	9
18.	Sammie Smith	1989-91	509	1,787	3.5	33	15
19.	Woody Bennett	1980-88	419	1,744	4.2	25	9
20.	Kenyan Drake	2016-19	333	1,532	4.6	66t	9
21.	Don Nottingham	1973-77	365	1,524	4.2	56	25
22.	Norm Bulaich	1975-79	340	1,498	4.4	63	17
23.	Daniel Thomas	2011-14	409	1,480	3.6	55	10
24.	Gary Davis	1976-79	317	1,389	4.4	65t	7
25.	Troy Stradford	1987-90	343	1,332	3.9	51	10
26.	Myles Gaskin	2019-22	351	1,329	3.8	30	7
27.	Ryan Tannehill	2012-18	248	1,210	4.9	48	6
28.	Travis Minor	2001-06	277	1,133	4.1	56t	8
29.	Ron Davenport	1985-89	274	1,127	4.1	64	13
30.	Terry Kirby	1993-95	287	1,037	3.6	38	9
31.	Bob Griese	1967-80	261	994	3.8	35	7
32.	Sammy Morris	2004-06	240	981	4.1	55	8
33.	Irving Spikes	1994-97	252	934	3.7	49	8
34.	Leroy Harris	1977-78	214	929	4.3	77t	6
35.	Jay Fiedler	2000-04	201	834	4.1	30	11
36.	David Woodley	1980-83	173	771	4.5	29	9
37.	J.J. Johnson	1999-01	219	748	3.4	34	5
38.	Frank Gore	2018	156	722	4.6	39	0
39.	Joe Carter	1984-86	118	589	5.0	35	1
40.	Stan Mitchell	1966-70	173	548	3.1	30	4
41.	Joe Auer	1966-67	165	544	3.3	41	5
42.	Marc Logan	1989-91	140	523	3.7	17	2
43.	Jesse Chatman	2005, 2007	128	515	4.0	30	1
44.	John Avery	1998-99	143	503	3.5	44	2
45.	Damien Williams	2014-17	133	477	3.6	69	3
46.	Bobby Humphrey	1992	102	471	4.6	21	1
47.	Salvon Ahmed	2020-22	129	468	3.6	31	3
48.	Hubert Ginn	1970-75	101	415	4.1	46	3
49.	Cecil Collins	1999	131	414	3.2	25t	2
50.	Ryan Fitzpatrick	2019-20	84	394	4.7	20	6
51.	David Overstreet	1983	85	392	4.6	44	1
52.	Keith Byars	1993-96	98	377	3.8	77t	6
53.	Chris Chambers	2001-07	41	355	8.7	61	0
54.	Duke Johnson	2021	71	330	4.7	27	3
55.	Kalen Ballage	2018-19	110	326	3.0	75t	4
56.	Sam Price	1966-68	82	313	3.8	38	1
57.	Abner Haynes	1967	56	274	4.9	65t	2
58.	Lousaka Polite	2008-10	86	270	3.1	14	1
59.	Cookie Gilchrist	1966	72	262	3.6	22	0
60.	Matt Breida	2020	59	254	4.3	24	0
61.	Terry Robiskie	1980-81	78	250	3.2	36	2



ALL-TIME LEADERS

RUSHING							
PLAYER	YEARS	NO.	YDS.	AVG.	LG	TD	
62.	Nat Moore	1974-86	40	249	6.2	36	1
63.	Patrick Laird	2019-21	76	244	3.2	18	1
64.	Tua Tagovailoa	2020-22	81	238	2.9	23	6
65.	Steve Howell	1979-81	68	235	3.4	23	1
66.	Billy Joe	1966	71	232	3.3	14	0
67.	Charles Leigh	1971-74	48	228	4.8	34t	1
68.	Tom Vigorito	1981-85	54	215	4.0	33t	2
	Stan Winfrey	1975-77	55	215	3.9	13	1
70.	Stanley Pritchett	1996-99	63	211	3.3	25	2
71.	Eddie Hill	1981-84	52	209	4.0	24	1
72.	Autry Denson	1999-00	59	206	3.5	20	0
73.	Mark Walton	2019	53	201	3.8	19	0
74.	Ronald Scott	1987	47	199	4.2	24	3
75.	Jack Harper	1967-68	41	197	4.8	37t	1
76.	Chad Henne	2008-11	66	196	3.0	20	2
77.	Freddie Solomon	1975-77	14	190	13.6	59t	1
78.	Jerris McPhail	1996-97	23	174	7.6	71t	1
79.	James McKnight	2001-03	15	172	11.5	68t	1
80.	Patrick Cobbs	2006-10	37	171	4.6	44	2
81.	Paul Warfield	1970-74	16	166	10.4	39	0
82.	Pete Johnson	1984	68	159	2.3	9	9
	Larry Seiple	1967-77	16	159	9.9	34	0
84.	Knowshon Moreno	2014	31	148	4.8	15	1
85.	Jim Jensen	1981-92	26	142	5.5	23	0
86.	Leonard Henry	2002-04	46	141	3.1	53	0
87.	George Wilson	1966	27	137	5.1	37	0
88.	Thurman Thomas	2000	28	136	4.9	25	0
89.	Rick Casares	1966	43	135	3.1	10	0
90.	Ray Lucas	2001-02	44	132	3.0	17	3
91.	Tony Paige	1990-92	49	131	2.7	11	3
92.	Lex Hilliard	2009-11	39	130	3.3	18	2
93.	Lorenzo Booker	2007	28	125	4.5	22	0
	Malcolm Brown	2021	33	125	3.8	24t	1
95.	Ted Ginn, Jr.	2007-09	16	124	7.8	40t	2
	Damon Huard	1997-00	28	124	4.4	25	0
97.	Jonas Gray	2015	31	122	3.9	16	0
98.	Earl Morrall	1972-76	23	120	5.2	31t	1
99.	Jarvis Landry	2014-17	26	119	4.6	22t	1
	Phillip Lindsay	2021	38	119	3.1	9	0
101.	Rob Konrad	1999-04	38	114	3.0	18t	1
102.	Aaron Craver	1991-94	29	110	3.8	19	1
103.	Cleo Lemon	2005-07	34	109	3.2	11	4
104.	Mark Clayton	1983-92	14	108	7.7	30	0
	Gene Milton	1968-69	9	108	12.0	34	0
106.	Robert Edwards	2002	20	107	5.4	19	1
107.	Samkon Gado	2007	35	104	3.0	20t	3
108.	Scott Secules	1989-91	16	103	6.4	17	1
109.	Scott Mitchell	1990-93	29	99	3.4	32	0
110.	Kyle Mackey	1987	17	98	5.8	17	2
111.	Brandon Bolden	2018	8	91	11.4	54t	2
112.	Dan Marino	1983-99	301	87	0.3	15	9
113.	DeAndre Washington	2020	28	86	3.1	16	0
114.	Pat White	2009	21	81	3.9	33	0
115.	Albert Wilson	2018-19, 21	17	78	4.6	28	0
116.	George Chesser	1966-67	18	77	4.3	19	0
117.	Tyler Thigpen	2009-10	14	74	5.3	12	0
118.	Frank Jackson	1966-67	3	70	23.3	48	0
	Jacoby Brissett	2021	19	70	3.7	19	1
120.	Chad Pennington	2008-10	33	69	2.1	16	1
121.	Raheem Mostert	2015, 2022	16	67	4.2	11	0
122.	Matt Moore	2011-17	46	66	1.4	16	2
123.	Brian Hartline	2009-14	7	65	9.3	30	1



ALL-TIME LEADERS

RUSHING						
PLAYER	YEARS	NO.	YDS.	AVG.	LG	TD
Larry Izzo	1996-00	2	65	32.5	39	0
125. Lamar Gordon	2004	35	64	1.8	11	0
Steve Slaton	2011	17	64	3.8	28	1
127. Gus Frerotte	2005	27	61	2.3	14	0
Bob Torrey	1979	13	61	4.7	17	1
129. Chase Edmonds	2022	17	58	3.4	28	0
130. Clarence Bailey	1987	10	55	5.5	13	0
Arian Foster	2016	22	55	2.5	9	0
132. Brock Forsey	2004	19	53	2.8	15	0
133. O.J. McDuffie	1993-01	15	49	3.3	12	0
Mike Wallace	2013-14	7	49	7.0	13	0
135. Jim Braxton	1978	20	48	2.4	15	2
136. Nick Giaquinto	1980-81	8	47	5.9	20	0
137. Mark Konecny	1987	6	46	7.7	19	0
138. John Tagliaferri	1987	13	45	3.5	7	1
139. Lawrence Phillips	1997	18	44	2.4	8	0
140. Jakeem Grant Sr.	2016-21	12	43	3.6	29	1
141. Bernie Kosar	1994-96	9	42	4.7	17	1
142. Rickey Isom	1987	9	41	4.6	8	1
Rick Norton	1966-69	19	41	2.2	13	0
144. James Saxon	1992-94	17	36	2.1	9	0
145. Duriel Harris	1976-83, 1985	3	33	11.0	20	0
Jordan Howard	2020	28	33	1.2	8	4
Matt Turk	2000-01, 2003-04	4	33	8.3	23	0
148. Lynn Bowden Jr.	2020	9	32	3.6	11	0
Jay Cutler	2017	19	32	1.7	9	0
Trent Green	2007	7	32	4.6	23	0
151. Rich Diana	1982	8	31	3.9	7	0
152. Davone Bess	2008-12	7	30	4.3	13	0
Senorise Perry	2017-18	8	30	3.8	12	0
154. Tom Brown	1987-89	16	29	1.8	6	0
155. Lee Suggs	2006	6	26	4.3	7	0
Marcus Thigpen	2012-13	7	26	3.7	9	0
157. Marlon Moore	2010-13	2	25	12.5	16	0
158. Craig Erickson	1996-98	15	24	1.6	12	0
Joey Harrington	2006	19	24	1.3	7	0
John Stofa	1966-67, 1969-70	7	24	3.4	14	1
161. Marty Booker	2004-07	6	23	3.8	18	0
Clayton Fejedelem	2020-21	3	23	7.7	22	0
163. Isaiah Pead	2016	8	22	2.8	4	0
164. Joe Cribbs	1988	5	21	4.2	11	0
Mike Gillislee	2013-14	6	21	3.5	6	0
Brock Osweiler	2018	8	21	2.6	7	0
Dedric Ward	2001-02	2	21	10.5	16	0
168. Daunte Culpepper	2006	10	20	2.0	7	1
Don Strock	1974-87	51	20	0.4	18	2
170. Brandon Marshall	2010-11	3	16	5.3	13	0
Samaje Perine	2019	5	16	3.2	9	0
172. Charles Clay	2011-14	7	15	2.1	13	1
Brian Griese	2003	5	15	3.0	9	0
174. Leonte Carroo	2016-18	1	14	14.0	14	0
MarQueis Gray	2016-17	5	14	2.8	5	0
Garrett Limbrick	1990	5	14	2.8	5	0
177. A.J. Feeley	2004-05	14	13	0.9	7t	1
Jovorskis Lane	2012	13	13	1.0	4	2
Josh Rosen	2019	3	13	4.3	6	0
Tom Orosz	1981-82	1	13	13.0	13	0
Gary Tucker	1968	4	13	3.3	7	0
182. John Beck	2007-08	9	12	1.3	8	1
Marlin Briscoe	1972-74	3	12	4.0	17	0
Charles Jordan	1996-98	3	12	4.0	16	0
Ron Moore	1998	4	12	3.0	4	0



ALL-TIME LEADERS

RUSHING							
PLAYER	YEARS	NO.	YDS.	AVG.	LG	TD	
186.	Terry Anderson	1977-78	1	11	11.0	11	0
	Terry Cole	1971	3	11	3.7	4	0
	Isaiah Ford	2019-21	1	11	11.0	11	0
	Cleveland Gary	1994	7	11	1.6	4	0
	Jaylen Waddle	2021-22	3	11	3.7	8	1
191.	Nuu Faola	1989	2	10	5.0	5	0
	Pete Roth	1987	3	10	3.3	9	0
193.	LaMichael James	2014-15	3	9	3.0	5	0
	Vick King	2004	4	9	2.3	3	0
195.	David Fales	2017	4	8	2.0	3	1
	Randy McMichael	2002-06	1	8	8.0	8	0
	Cedrick Wilson Jr.	2022	1	8	8.0	8	0
198.	Jimmy Hines	1969	1	7	7.0	7	0
	John Kidd	1994-97	2	7	3.5	4	0
	Hendrick Lusk	1998	1	7	7.0	7	0
	Rishard Matthews	2012-15	2	7	3.5	4	0
	Preston Williams	2019-21	1	7	7.0	7	0
203.	Kevin Curtis	2010	1	6	6.0	6	0
	Todd Doxzon	1998	2	6	3.0	3	0
	Craig Ellis	1986	3	6	2.0	2	0
	Tyreek Hill	2022	1	6	6.0	6	0
	Tony Martin	1989-93, 1999-00	4	6	1.5	8	0
	De'Lance Turner	2019	4	6	1.5	5	0
	Dick Wood	1966	5	6	1.2	7	1
210.	Reagan Mauia	2007	4	5	1.3	3	0
	Malcolm Perry	2020	3	5	1.7	6	0
	Sage Rosenfels	2002-05	9	5	0.6	12	0
	Kory Sheets	2009-10	1	5	5.0	5	0
	Don Testerman	1980	1	5	5.0	5	0
	Wes Welker	2004-06	1	5	5.0	5	0
	Robert Wilson	1994-96	2	5	2.5	5	0
217.	Clyde Gates	2011	1	4	4.0	4	0
	Nate Jacquet	1998-99	1	4	4.0	4	0
	Clive Walford	2019	0	4	0.0	4	0
220.	Fred Banks	1987-93	1	3	3.0	3	0
	Chris Clemons	2009-13	1	3	3.0	3	0
	Larry Cowan	1982	1	3	3.0	3	0
	Alec Ingold	2022	2	3	1.5	2	0
	Roosevelt Potts	1997	1	3	3.0	3	0
	Leslie Shepherd	2000	4	3	0.8	14	0
	Durham Smythe	2018-22	2	3	1.5	2	0
227.	Orleans Darkwa	2014	4	2	0.5	7	0
	Matt Haack	2017-20	1	2	2.0	2	0
	Bruce Hardy	1978-89	1	2	2.0	2	0
	Larry Johnson	2011	1	2	2.0	2	0
	Ray Nealy	1997	1	2	2.0	2	0
232.	Greg Camarillo	2007-09	2	1	0.5	6	0
	JP Losman	2011	2	1	0.5	1	0
	Michael Palardy	2021	1	1	1.0	1	0
235.	Matt Darr	2015-16	1	0	0.0	0	0
	Jim Del Gaizo	1972, 1975	1	0	0.0	0	0
	Heath Evans	2005	1	0	0.0	0	0
	Brandon Fields	2007-14	3	0	0.0	0	0
	Kim Hammond	1968	1	0	0.0	0	0
	Clayton Heath	1976	1	0	0.0	0	0
	Donnie Jones	2005-06	2	0	0.0	0	0
	Barry Pryor	1969-70	2	0	0.0	5	0
243.	Doug Pederson	1993	2	-1	-0.5	5	0
244.	Danny Amendola	2018	1	-2	-2.0	-2	0
	Obafemi Ayanbadejo	2003	1	-2	-2.0	-2	0
	Guy Benjamin	1978-79	1	-2	-2.0	-2	0
	Bert Emanuel	2000	3	-2	-0.7	0	0



ALL-TIME LEADERS

RUSHING

PLAYER	YEARS	NO.	YDS.	AVG.	LG	TD
Mike Michel	1977	1	-2	-2.0	-2	0
Doug Moreau	1966-69	1	-2	-2.0	-2	0
Scott Zolak	1999	2	-2	-1.0	-1	0
251. Jack Clancy	1967-69	3	-4	-1.3	2	0
Steve DeBerg	1993	4	-4	-1.0	-1	0
Irving Fryar	1993-95	3	-4	-1.3	2	0
254. Olindo Mare	1997-06	1	-5	-5.0	-5	0
255. George Roberts	1978-80	1	-7	-7.0	-7	0
256. Reggie Roby	1983-92	5	-8	-1.6	0	0
257. George Mira	1971	6	-9	-1.5	3	0
258. Mark Duperr	1982-92	1	-10	-10.0	-10	0
259. Ferrell Edmunds	1988-92	2	-15	-7.5	-4	0
260. Karl Noonan	1966-71	2	-20	-10.0	-9	0

PASSING

PLAYER	YEARS	ATT.	COMP.	YDS.	PCT.	TD	INT	RATE
1. Dan Marino	1983-99	8,358	4,967	61,361	59.4	420	252	86.4
2. Bob Griese	1967-80	3,429	1,926	25,092	56.2	192	172	77.1
3. Ryan Tannehill	2012-18	2,911	1,829	20,434	62.8	123	75	87.0
4. Jay Fiedler	2000-04	1,603	936	11,040	58.4	66	63	76.8
5. Chad Henne	2008-11	1,065	646	7,114	60.7	31	37	75.7
6. David Woodley	1980-83	961	508	5,928	52.9	34	42	65.4
7. Ryan Fitzpatrick	2019-20	769	494	5,620	64.2	33	21	89.0
8. Tua Tagovailoa	2020-22	761	508	5,206	66.8	34	17	91.8
9. Don Strock	1974-87	688	388	4,613	56.4	39	37	73.5
10. Matt Moore	2011-17	591	359	4,298	60.7	29	19	86.0
11. Chad Pennington	2008-10	552	373	4,085	67.6	20	9	94.5
12. Gus Frerotte	2005	494	257	2,996	52.0	18	13	71.9
13. Jay Cutler	2017	429	266	2,666	62.0	19	14	80.8
14. Earl Morrall	1972-76	284	153	2,335	53.9	17	17	76.2
15. Joey Harrington	2006	388	223	2,236	57.5	12	15	68.2
16. Cleo Lemon	2005-07	377	211	2,185	56.0	8	7	72.2
17. A.J. Feeley	2004-05	356	191	1,893	53.7	11	15	61.7
18. Scott Mitchell	1990-93	241	135	1,805	56.0	12	9	81.0
19. Rick Norton	1966-69	377	156	1,751	41.4	6	30	28.1
20. Damon Huard	1997-00	288	170	1,691	59.0	9	8	74.6
21. Steve DeBerg	1993	188	113	1,521	60.1	6	7	81.0
22. Jacoby Brissett	2021	225	141	1,283	62.7	5	4	78.1
23. Brock Osweiler	2018	178	113	1,247	63.5	6	4	86.0
24. Ray Lucas	2001-02	163	94	1,090	57.7	4	6	70.8
25. Dick Wood	1966	230	83	993	36.1	4	14	30.6
26. Trent Green	2007	141	85	987	60.3	5	7	72.6
Bernie Kosar	1994-96	152	105	987	69.1	5	6	81.2
28. Craig Erickson	1996-98	127	68	945	53.5	4	3	78.4
29. Daunte Culpepper	2006	134	81	929	60.4	2	3	77.0
30. John Stofa	1966-67, 1969-70	135	61	862	45.2	7	6	65.1
31. Brian Griese	2003	130	74	813	56.9	5	6	69.2
32. Sage Rosenfels	2002-05	109	54	776	49.5	6	6	68.4
33. George Wilson, Jr.	1966	112	46	764	41.1	5	10	42.4
34. Kyle Mackey	1987	109	57	604	52.3	3	5	58.8
35. Josh Rosen	2019	109	58	567	53.2	1	5	52.0
36. John Beck	2007-08	107	60	559	56.1	1	3	62.0
37. Tyler Thigpen	2009-10	70	37	518	52.9	3	4	67.4
38. Scott Secules	1989-92	70	33	393	47.1	2	5	44.5
39. David Fales	2017	43	29	265	67.4	1	1	82.0
40. Jim Del Gaizo	1972, 1975	9	5	165	55.6	2	1	100.5
41. George Mira	1971	30	11	159	36.7	1	1	51.9
42. Ron Jaworski	1987-88	14	9	123	64.3	1	0	116.1
43. Guy Benjamin	1978-79	12	9	119	75.0	1	1	99.0
44. Kim Hammond	1968	26	13	116	50.0	0	2	30.3
45. Jim Jensen	1981-92	7	4	102	57.1	2	0	141.4



ALL-TIME LEADERS

PASSING									
PLAYER	YEARS	ATT.	COMP.	YDS.	PCT.	TD	INT	RATE	
46.	Marlin Briscoe	1972-74	4	3	72	75.0	0	0	116.7
	Albert Wilson	2018-19, 21	4	2	72	50.0	1	0	135.4
48.	Larry Seiple	1967-77	3	3	69	100.0	0	0	118.8
49.	Ronnie Brown	2005-10	12	4	63	33.3	2	0	91.3
50.	Tony Nathan	1979-87	8	4	61	50.0	1	0	115.1
51.	JP Losman	2011	10	6	60	60.0	0	0	77.1
52.	Marty Booker	2004-07	3	1	48	33.3	0	0	81.9
	Mark Clayton	1983-92	2	1	48	50.0	1	1	95.8
54.	Doug Pederson	1993	8	4	41	50.0	0	0	65.1
55.	Jim Kiick	1968-74	3	2	38	66.7	0	0	109.7
56.	Lynn Bowden Jr.	2020	2	1	32	50.0	0	0	95.8
57.	Terry Kirby	1993-95	1	1	31	100.0	1	0	158.3
	Nat Moore	1974-86	2	1	31	50.0	0	0	95.8
59.	Danny Amendola	2018	1	1	28	100.0	1	0	158.3
60.	Jack Clancy	1967-69	1	1	17	100.0	0	0	118.8
61.	Eddie Hill	1981-84	2	1	14	50.0	0	0	72.9
62.	Keith Byars	1993-96	2	1	11	50.0	1	0	106.3
	Archie Roberts	1967	10	5	11	50.0	0	1	16.7
64.	Jarvis Landry	2014-17	3	1	9	33.3	0	0	42.4
65.	Scott Stankavage	1987	7	4	8	57.1	0	1	22.6
66.	Troy Stradford	1987-90	2	1	6	50.0	0	0	56.3
67.	Kenny Stills	2015-18	1	1	3	100.0	1	0	118.8
68.	Matt Haack	2017-20	3	1	1	33.3	1	1	42.4
69.	Brandon Fields	2007-14	1	0	0	0.0	0	0	39.6
	Mike Gesicki	2018-22	1	0	0	0.0	0	0	39.6
	MarQueis Gray	2016-17	1	0	0	0.0	0	0	39.6
	Bruce Hardy	1978-89	1	0	0	0.0	0	0	39.6
	Booth Lusteg	1967	1	0	0	0.0	0	0	39.6
	Brandon Marshall	2010-11	1	0	0	0.0	0	0	39.6
	Tony Martin	1989-93, 99-00	1	0	0	0.0	0	0	39.6
	Dan McGwire	1995	1	0	0	0.0	0	0	39.6
	Lamar Smith	2000-01	1	0	0	0.0	0	0	39.6
	Freddie Solomon	1975-77	1	0	0	0.0	0	0	39.6
	Mike Wallace	2013-14	1	0	0	0.0	0	0	39.6
	Pat White	2009	5	0	0	0.0	0	0	39.6
	Delvin Williams	1978-80	3	0	0	0.0	0	0	39.6
	Ricky Williams	2002-03, 2005, 2007-10	1	0	0	0.0	0	1	0.0
	Scott Zolak	1999	4	0	0	0.0	0	0	39.6

RECEIVING							
PLAYER	YEARS	NO.	YDS.	AVG.	LG	TD	
1.	Mark Clayton	1983-92	550	8,643	15.7	78t	81
2.	Mark Duper	1982-92	511	8,869	17.4	85t	59
3.	Nat Moore	1974-86	510	7,546	14.8	79t	74
4.	O.J. McDuffie	1993-01	415	5,074	12.2	61t	29
5.	Chris Chambers	2001-07	405	5,688	14.0	77t	43
6.	Jarvis Landry	2014-17	400	4,038	10.1	71	22
7.	Tony Nathan	1979-87	383	3,592	9.4	73	16
8.	DeVante Parker	2015-21	338	4,727	14.0	56t	24
9.	Davone Bess	2008-12	321	3,447	10.7	41	12
10.	Brian Hartline	2009-14	298	4,243	14.2	80t	12
11.	Randy McMichael	2002-06	283	3,096	10.9	46	18
12.	Duriel Harris	1976-83, 1985	269	4,534	16.9	64t	18
13.	Bruce Hardy	1978-89	256	2,455	9.6	31	25
14.	Jim Jensen	1981-92	229	2,171	9.5	31	19
15.	Oronde Gadsden	1998-03	227	3,252	14.3	62	22
16.	Jim Kiick	1968-74	221	2,210	10.0	53t	3
17.	Howard Twilley	1966-76	212	3,064	14.5	44	23
18.	Mike Gesicki	2018-22	204	2,297	11.3	70	14
19.	Tony Martin	1989-93, 1999-00	202	3,152	15.6	80t	14
20.	Irving Fryar	1993-95	199	3,190	16.0	67t	20



ALL-TIME LEADERS

RECEIVING							
PLAYER	YEARS	NO.	YDS.	AVG.	LG	TD	
21.	Ricky Williams	2002-03, 2005, 2007-10	197	1,431	7.3	59	6
22.	Marty Booker	2004-07	194	2,627	13.5	60t	11
23.	Anthony Fasano	2008-12, 2017	189	2,211	11.7	35t	24
24.	Ronnie Brown	2005-10	184	1,491	8.1	43	2
25.	Brandon Marshall	2010-11	167	2,228	13.3	65t	9
26.	Keith Byars	1993-96	166	1,433	8.6	34	10
27.	Kenny Stills	2015-18	164	2,566	15.6	75t	24
28.	Charles Clay	2011-14	161	1,809	11.2	67	14
29.	Troy Stradford	1987-90	159	1,373	8.6	36	2
30.	Paul Warfield	1970-74	156	3,355	21.5	86t	33
31.	Terry Kirby	1993-95	155	1,646	10.6	47	6
32.	Keith Jackson	1992-94	146	1,880	12.9	57t	18
33.	Bernie Parmalee	1992-98	144	1,306	9.1	35	3
34.	Mike Wallace	2013-14	140	1,792	12.8	57	15
	Tony Paige	1990-92	140	1,115	8.0	30	6
36.	Karl Noonan	1966-71	136	1,798	13.2	51t	17
37.	Ted Ginn, Jr.	2007-09	128	1,664	13.0	64	5
38.	Troy Drayton	1996-99	127	1,511	11.9	51	8
39.	Lorenzo Hampton	1985-89	123	954	7.8	39t	6
40.	Jim Mandich	1970-77	121	1,406	11.6	44	23
41.	Jaylen Waddle	2021-22	119	1,255	10.5	59	9
42.	Ferrell Edmunds	1988-92	117	1,612	13.8	80t	10
	Lamar Miller	2012-15	117	887	7.6	54t	3
44.	Kenyan Drake	2016-19	116	936	8.1	52t	6
45.	Greg Camarillo	2007-09	113	1,325	11.7	64t	4
46.	Joe Rose	1980-85	112	1,493	13.3	50	13
47.	Rob Konrad	1999-04	111	854	7.7	25	6
48.	Norm Bulaich	1975-79	109	752	6.9	59t	6
49.	James McKnight	2001-03	107	1,497	14.0	80t	7
	Rishard Matthews	2012-15	107	1,396	13.0	53t	8
51.	Fred Banks	1987-93	99	1,555	15.7	61	8
52.	Stanley Pritchett	1996-99	98	798	8.1	74t	6
53.	Myles Gaskin	2019-22	97	673	6.9	59t	6
54.	Wes Welker	2004-06	96	1,121	11.7	47	1
55.	Dan Johnson	1983-87	94	1,012	10.8	61t	16
	Albert Wilson	2018-19, 21	94	955	10.2	75t	5
57.	Jimmy Cefalo	1978-84	93	1,739	18.7	69t	13
	Ron Davenport	1985-89	93	801	8.6	29	4
59.	Larry Csonka	1968-74, 1979	91	688	7.6	65	4
	Jakeem Grant Sr.	2016-21	91	1,001	11.0	65t	5
61.	Mark Ingram	1993-94	88	1,213	13.8	77t	12
	Jack Clancy	1967-69	88	1,157	13.1	50	3
63.	Damien Williams	2014-17	85	733	8.6	58	6
64.	Lamar Thomas	1996-00	81	1,171	14.5	56t	8
65.	Reggie Bush	2011-12	78	588	7.5	34	3
66.	Karim Abdul-Jabbar	1996-99	77	527	6.8	36t	1
67.	Durham Smythe	2018-22	75	699	9.3	25	2
68.	Dion Sims	2013-16	74	699	9.4	38	8
	Gary Davis	1976-79	74	592	8.0	34	1
70.	Larry Seiple	1967-77	73	934	12.8	41t	7
	Doug Moreau	1966-69	73	926	12.7	43	6
72.	Delvin Williams	1978-80	70	574	8.2	42	1
73.	Andre Tillman	1975-78	66	757	11.5	37t	6
74.	David Martin	2007-08	65	753	11.6	61t	5
75.	Isaiah Ford	2018-21	63	681	10.8	52	2
76.	Freddie Solomon	1975-77	61	973	16.0	58t	5
	Lamar Smith	2000-01	61	435	7.1	65t	4
78.	Brandon Gibson	2013-14	59	621	10.5	46	4
	Danny Amendola	2018	59	575	9.7	39	1
	Tom Vigorito	1981-85	59	439	7.4	31t	2
81.	James Pruitt	1986-88, 1990-91	58	942	16.2	37	8
82.	Marlin Briscoe	1972-74	57	858	15.1	53	7



ALL-TIME LEADERS

RECEIVING							
PLAYER	YEARS	NO.	YDS.	AVG.	LG	TD	
83.	Preston Williams	2019-21	56	787	14.1	47	7
84.	Daniel Thomas	2011-14	55	412	7.5	32	3
85.	Jerris McPhail	1996-97	54	544	10.1	52	1
	Bobby Humphrey	1992	54	507	9.4	26	1
87.	Fred Barnett	1996-97	53	728	13.7	66	4
	Derek Hagan	2006-08	53	645	12.2	24	3
89.	Sammy Morris	2004-06	51	340	6.7	44	0
90.	Travis Minor	2001-06	50	353	7.1	29	1
91.	Derrius Thompson	2003-04	49	718	14.7	36	4
92.	Marv Fleming	1970-74	48	523	10.9	36	4
	Jay Ajayi	2015-17	48	308	6.4	20	0
94.	Mercury Morris	1969-75	46	491	10.7	50	1
95.	Justin Peelle	2006-07	45	344	7.6	35	3
96.	Eric Green	1995	43	499	11.6	31t	3
	Jordan Cameron	2015-16	43	446	10.4	29	4
98.	Stan Mitchell	1966-70	42	533	12.7	48	5
99.	Julius Thomas	2017	41	388	9.5	27	3
100.	Joe Auer	1966-67	40	481	12.0	68t	6
	Dedric Ward	2001-02	40	381	9.5	22	0
102.	Ed Perry	1997-04	39	308	7.9	46	2
	Woody Bennett	1980-89	39	295	7.6	27	3
104.	Gary Clark	1995	37	525	14.2	42t	2
	Mark Higgs	1990-94	37	294	7.9	21	0
106.	Charles Jordan	1996-98	36	640	17.8	44t	3
	Patrick Laird	2019-21	36	289	8.0	21	0
108.	Leslie Shepherd	2000	35	446	12.7	46t	4
109.	Jed Weaver	2000-02	34	469	13.8	41	5
110.	Randal Hill	1991, 1995-96	33	669	20.3	61	4
111.	Allen Hurns	2019	32	416	13.0	27	2
	Patrick Cobbs	2006-10	32	409	12.8	80t	4
	Sammie Smith	1989-91	32	310	9.7	53t	1
	Aaron Craver	1991-94	32	304	9.5	28	0
	Leroy Harris	1977-78	32	240	7.5	57	0
	James Saxon	1992-94	32	192	6.0	25	0
117.	Nick Giaquinto	1980-81	31	230	7.4	25	2
118.	Greg Baty	1990-94	30	377	12.6	32	4
	Mack Hollins	2019-21	30	399	13.3	65t	5
120.	J.J. Johnson	1999-01	29	182	6.3	17	0
	Lousaka Polite	2008-10	29	136	4.7	14	0
122.	Lorenzo Booker	2007	28	237	8.5	22	0
	Lynn Bowden Jr.	2020	28	211	7.5	22	0
124.	Andre Brown	1989-90	27	459	17.0	48t	5
	Dave Kocourek	1966	27	320	11.9	43	2
	Jesse Chatman	2005, 2007	27	161	6.0	22	0
127.	Bo Roberson	1966	26	519	20.0	80t	2
	Lex Hilliard	2009-11	26	210	8.1	18	2
129.	Frank Jackson	1966-67	25	439	17.6	48	3
	Don Nottingham	1973-77	25	213	8.5	29	0
	Ronnie Lee	1979-82, 1984-89	25	167	6.7	41	3
132.	Adam Shaheen	2020-21	24	260	10.8	43	3
	Irving Spikes	1994-97	24	185	7.7	24	2
134.	Salvon Ahmed	2020-21	23	178	7.7	18	0
	Kalen Ballage	2018-19	23	119	5.2	31	0
136.	Gene Milton	1968-69	21	322	15.3	49	1
	Mike Williams	1992-95	21	292	13.9	29	0
	Scott Miller	1991-96	21	274	13.0	27	1
	Joey Haynos	2008-09	21	184	8.8	21	3
140.	Bryan Gilmore	2004-05	20	311	15.6	44t	2
	Donald Lee	2003-04	20	220	11.0	25	2
142.	Scott Schwedes	1987-90	19	370	19.5	65t	2
	Brett Perriman	1997	19	309	16.3	26	1
	Tyreek Hill	2022	19	284	14.9	60t	2



ALL-TIME LEADERS

RECEIVING							
PLAYER	YEARS	NO.	YDS.	AVG.	LG	TD	
	Greg Jennings	2015	19	208	10.9	31	1
146.	Otto Stowe	1971-72	18	344	19.1	49	3
	Marlon Moore	2010-13	18	300	16.7	57t	2
	Yatil Green	1997-99	18	234	13.0	27	0
	Autry Denson	1999-00	18	133	7.4	28	0
	Robert Edwards	2002	18	126	7.0	14	1
	Hunter Goodwin	1999-01	18	118	6.6	14	1
	Eddie Hill	1981-84	18	106	5.9	16	1
153.	Benny Malone	1974-78	17	234	13.8	43	0
154.	Thurman Thomas	2000	16	117	7.3	15	1
	Abner Haynes	1967	16	100	6.3	22	0
156.	MarQueis Gray	2016-17	15	184	12.3	53	0
	Mark Walton	2019	15	89	5.9	18	0
158.	Tom Brown	1987-89	14	123	8.8	23	0
159.	Billy Joe	1966	13	116	8.9	67	1
	Cookie Gilchrist	1966	13	110	8.5	22	1
	Lamar Gordon	2004	13	74	5.7	25	0
	Terry Robiskie	1980-81	13	60	4.6	15	0
163.	Leonte Carroo	2016-18	12	192	16.0	74t	2
	Frank Gore	2018	12	124	10.3	24	1
	Nick O'Leary	2018-19	12	123	10.3	19	1
	John Tagliaferri	1987	12	117	9.8	27	0
	Marc Logan	1989-91	12	88	7.3	12	0
	Obafemi Ayanbadejo	2003	12	53	4.4	12	0
169.	Jack Harper	1967-68	11	212	19.3	40	3
	John Roderick	1966-67	11	156	14.2	64	1
	Jim Cox	1968	11	147	13.4	30	0
	Jovorskis Lane	2012	11	79	7.2	24	1
	Joe Carter	1984-86	11	66	6.0	15	0
174.	Preston Carpenter	1966	10	127	12.7	42	0
	Steve Howell	1979-81	10	70	7.0	13	0
	Sam Price	1966-68	10	70	7.0	27	1
	John Avery	1998-99	10	67	6.7	19t	1
178.	Nate Jacquet	1998-99	9	140	15.6	29	0
	Marcus Thigpen	2012-13	9	112	12.4	50	1
	Matt Breida	2020	9	96	10.7	31	0
	Leland Douglas	1987	9	92	10.2	17	1
	Malcolm Perry	2020	9	92	10.2	25t	1
183.	Jeff Ogden	2000-01	8	97	12.1	18	1
	Cris Carter	2002	8	66	8.3	15	1
	Lawrence Sampleton	1987	8	64	8.0	19	0
	David Overstreet	1983	8	55	6.9	20	2
	Lorenzo Diamond	2005	8	54	6.8	18	0
	Rick Casares	1966	8	45	5.6	20	1
189.	Bert Emanuel	2000	7	132	18.9	53t	1
	Eddie Chavis	1987	7	108	15.4	27	0
	Loaird McCreary	1976-78	7	88	12.6	30	3
	Brian Manning	1997	7	85	12.1	21	0
	Bill Cronin	1966	7	83	11.9	21	1
	Michael Egnew	2012-13	7	69	9.9	14	0
	Willie Richardson	1970	7	67	9.6	27	1
	Dominique Jones	2016	7	61	8.7	24	1
197.	Vince Heflin	1982-85	6	98	16.3	46t	1
	Arian Foster	2016	6	78	13.0	50	0
	Jonas Gray	2015	6	72	12.0	25	0
	Armon Binns	2012-13	6	67	11.2	21	0
	Roberto Wallace	2010-11	6	62	10.3	19	0
	Brice Butler	2018	6	60	10.0	23t	1
	Stan Winfrey	1975-77	6	55	9.2	16	1
	David Lewis	1987	6	53	8.8	22	1
	Hubert Ginn	1970-75	6	47	7.8	23	0
	Cecil Collins	1999	6	32	5.3	12	0



ALL-TIME LEADERS

RECEIVING							
PLAYER	YEARS	NO.	YDS.	AVG.	LG	TD	
	Mark Konecny	1987	6	26	4.3	10	0
	Andra Franklin	1981-84	6	15	2.5	6	1
209.	Damon Reilly	1987	5	70	14.0	20	0
	A.J. Derby	2017-18	5	68	13.6	19t	1
	Ronnie Williams	1993-95	5	54	10.8	17	0
	Chase Edmonds	2022	5	48	9.6	15	0
	Jake Stoneburner	2015	5	47	9.4	13	2
214.	Mel Baker	1974	4	121	30.3	46t	2
	Elmer Bailey	1980-81	4	105	26.3	39	0
	David Boston	2004-05	4	80	20.0	54	0
	Jabar Gaffney	2012	4	68	17.0	30	0
	Clive Walford	2019	4	57	14.3	19	0
	Brett Carolan	1996	4	48	12.0	21	1
	Jim Braxton	1978	4	47	11.8	19	0
	Samkon Gado	2007	4	47	11.8	35	0
	Raheem Mostert	2015, 2022	4	44	11.0	16	0
	Duke Johnson	2021	4	41	10.3	20	0
	Tom Boutwell	1969	4	29	7.3	12	0
	DeAndre Washington	2020	4	28	7.0	10	0
	William Fuller V	2021	4	26	6.5	10	0
	Garrett Limbrick	1990	4	23	5.8	9	0
	Heath Evans	2005	4	17	4.3	5	0
	Jamar Martin	2004	4	15	3.8	7	0
	Charles Leigh	1971-74	4	9	2.3	7	0
231.	Robert Clark	1992	3	59	19.7	45	0
	Gene Mingo	1966-67	3	40	13.3	9	0
	Bill Darnall	1968-69	3	38	12.7	13	0
	Orleans Darkwa	2014	3	31	10.3	17	0
	Kory Sperry	2009	3	31	10.3	13	1
	Brandon London	2008	3	30	10.0	14	0
	Roosevelt Potts	1997	3	27	9.0	13	0
	De'Veon Smith	2017	3	27	9.0	13	0
	Ernest Wilford	2008	3	25	8.3	15	0
	Alec Ingold	2022	3	23	7.7	13	0
	Darian Barnes	2005-06	3	22	7.3	13	0
	Gator Hoskins	2014	3	21	7.0	14	0
	Trent Sherfield	2022	3	17	5.7	12	0
	Brandon Bolden	2018	3	13	4.3	9	1
	Anthony Armstrong	2012	3	12	4.0	7	0
	Leonard Henry	2002-04	3	12	4.0	7	0
	Malcolm Brown	2021	3	10	3.3	7	0
	Robert Wilson	1994-96	3	8	2.7	3t	1
	Ryan Tannehill	2012-18	3	8	2.7	9	1
250.	Kendall Newson	2003-05	2	55	27.5	37	0
	Ron Sellers	1973	2	54	27.0	42	0
	Mike Caterbone	1987	2	46	23.0	30	0
	Mickey Shuler	2010	2	44	22.0	28	0
	Desmond Clark	2002	2	42	21.0	26	0
	Jim Mertens	1969	2	26	13.0	15	0
	Jimmy Hines	1969	2	23	11.5	22	0
	Rich Diana	1982	2	21	10.5	13	0
	David Woodley	1980-83	2	21	10.5	15t	1
	Antonio Callaway	2020	2	20	10.0	13	0
	Cedrick Wilson Jr.	2022	2	20	10.0	12	0
	Cleveland Gary	1994	2	19	9.5	11	0
	Clyde Gates	2011	2	19	9.5	11	0
	Kevin McKenzie	1999	2	18	9.0	13	0
	Charles Henry	1991	2	17	8.5	9	0
	Cethan Carter	2021-22	2	16	8.0	8	0
	Brian Kinchen	1988-90	2	15	7.5	12	0
	Deon Dyer	2000-02	2	14	7.0	13	0
	Cliff Russell	2005-06	2	14	7.0	9	0



ALL-TIME LEADERS

RECEIVING						
PLAYER	YEARS	NO.	YDS.	AVG.	LG	TD
Willie Smith	1987	2	13	6.5	8	1
Chandler Cox	2019-20	2	9	4.5	6	0
Ronald Scott	1987	2	7	3.5	5	0
Reagan Mauia	2007	2	5	2.5	5	0
Casey Cramer	2008	2	3	1.5	2t	1
Christian Wilkins	2019-22	2	2	2.0	1t	2
Bob Torrey	1979	2	3	1.5	8	0
Barry Pryor	1969-70	2	-3	-1.5	0	0
Steve Slaton	2011	2	-3	-1.5	-1	0
278. Bo Rather	1973, 1978	1	39	39.0	39	0
Wes Matthews	1966	1	20	20.0	20	0
Tom Beier	1967, 1969	1	19	19.0	19	0
Legedu Naanee	2012	1	19	19.0	19	0
Robert Baker	1999-02	1	17	17.0	17	0
Mike Holmes	1976	1	11	11.0	11	0
Damian Williams	2014	1	14	14.0	14	0
Ricky Isom	1987	1	11	11.0	11	0
Kirk Merritt	2021	1	13	13.0	13	0
Keith Sims	1990-97	1	9	9.0	9	0
Dick Anderson	1968-77	1	8	8.0	8	0
Ronald Bellamy	2004	1	8	8.0	8	0
Nuu Faaola	1989	1	8	8.0	8	0
Vick King	2004	1	8	8.0	8	0
Jeron Mastrud	2011-12	1	8	8.0	8	0
Knowshon Moreno	2014	1	8	8.0	8	0
Hunter Long	2021-22	1	8	8.0	8	0
Phillip Lindsay	2021	1	8	8.0	8	0
Vern Den Herder	1971-82	1	7	7.0	7t	1
Aaron Halterman	2007	1	7	7.0	7	0
Tommylee Lewis	2021	1	7	7.0	7	0
Kevin Curtis	2010	1	6	6.0	6	0
Lawrence Phillips	1997	1	6	6.0	6	0
Isaiah Pead	2016	1	6	6.0	6	0
George Farmer	1987	1	5	5.0	5	0
George Chesser	1966-67	1	4	4.0	4	0
Dewayne Dotson	1994-95, 1997	1	4	4.0	4	0
Doug Easlick	2004	1	4	4.0	4	0
Senorise Perry	2017-18	1	3	3.0	3	0
River Cracraft	2022	1	2	2.0	2t	1
Alex Holmes	2005	1	2	2.0	2	0
Frank Wainright	1995-98	1	2	2.0	2t	1
Will Heller	2005	1	1	1.0	1t	1
Ron Moore	1998	1	1	1.0	1	0
Jason Sanders	2018-22	1	1	1.0	1t	1
Michael Deiter	2019-22	1	0	0.0	0	0
Ryan Fitzpatrick	2019-20	1	0	0.0	0	0
Damon Huard	1997-00	1	0	0.0	0	0
Jordan Howard	2020	1	-3	-3.0	-3	0
Dan Marino	1983-99	1	-6	-6.0	-6	0
318. Lee Suggs	2006	0	13	-	13	0
Rex Hadnot	2004-07	0	-2	-	-2	0
Samson Satele	2007-08, 2014	0	-3	-	-3	0

SCORING								
PLAYER	YEARS	TD	TDR	TDP	TDRT	FG	PAT	PTS.
1. Olindo Mare	1997-06	0	0	0	0	245	313	1048
2. Garo Yepremian	1970-78	0	0	0	0	165	335	830
3. Pete Stoyanovich	1989-95	0	0	0	0	176	246	774
4. Uwe von Schamann	1979-84	0	0	0	0	101	237	540
5. Dan Carpenter	2008-12	0	0	0	0	127	154	535
6. Mark Clayton	1983-92	82	0	81	1	0	0	492



ALL-TIME LEADERS

SCORING									
PLAYER	YEARS	TD	TDR	TDP	TDRT	FG	PAT	PTS.	
7.	Jason Sanders	2018-22	1	0	1	0	102	142	454
8.	Nat Moore	1974-86	75	1	74	0	0	0	450
9.	Mark Duper	1982-92	59	0	59	0	0	0	354
10.	Larry Csonka	1968-74, 1979	57	53	4	0	0	0	342
11.	Ricky Williams	2002-03, 2005, 2007-10	54	48	6	0	0	0	326#
12.	Fuad Reveiz	1985-88	0	0	0	0	53	161	320
13.	Chris Chambers	2001-07	43	0	43	0	0	0	260#
14.	Caleb Sturgis	2013-14	0	0	0	0	55	74	239
15.	Ronnie Brown	2005-10	38	36	2	0	0	0	230#
16.	Karim Abdul-Jabbar	1996-99	34	33	1	0	0	0	204
17.	Mercury Morris	1969-75	33	29	1	3	0	0	198
	Tony Nathan	1979-87	33	16	16	1	0	0	198
	Paul Warfield	1970-74	33	0	33	0	0	0	198
20.	O.J. McDuffie	1993-01	32	0	29	3	0	0	194#
21.	Jim Kiick	1968-74	31	28	3	0	0	0	186
22.	Lorenzo Hampton	1985-89	28	22	6	0	0	0	168
23.	Andrew Franks	2015-16	0	0	0	0	29	74	161
24.	Bruce Hardy	1978-89	25	0	25	0	0	0	150
	Don Nottingham	1973-77	25	25	0	0	0	0	150
26.	Jarvis Landry	2014-17	24	1	22	1	0	0	148##
27.	Anthony Fasano	2008-12, 2017	24	0	24	0	0	0	146#
	Kenny Stills	2015-18	24	0	24	0	0	0	146#
29.	Lamar Smith	2000-01	24	20	4	0	0	0	144
	DeVante Parker	2015-21	24	0	24	0	0	0	144
31.	Norm Bulaich	1975-79	23	17	6	0	0	0	138
	Andra Franklin	1981-84	23	22	1	0	0	0	138
	Jim Mandich	1970-77	23	0	23	0	0	0	138
	Howard Twilley	1966-76	23	0	23	0	0	0	138
35.	Oronde Gadsden	1998-03	22	0	22	0	0	0	132
	Lamar Miller	2012-15	22	19	3	0	0	0	132
37.	Irving Fryar	1993-95	20	0	20	0	0	0	124##
38.	Randy McMichael	2002-06	19	0	18	1	0	0	116#
39.	Jim Jensen	1981-92	19	0	19	0	0	0	114
40.	Keith Jackson	1992-94	18	0	18	0	0	0	110#
	Bernie Parmalee	1992-98	18	15	3	0	0	0	110#
42.	Duriel Harris	1976-83, 1985	18	0	18	0	0	0	108
43.	Ron Davenport	1985-89	17	13	4	0	0	0	102
	Karl Noonan	1966-71	17	0	17	0	0	0	102
45.	Kenyan Drake	2016-19	16	9	6	1	0	0	98#
46.	Keith Byars	1993-96	16	6	10	0	0	0	96
	Dan Johnson	1983-87	16	0	16	0	0	0	96
	Benny Malone	1974-78	16	16	0	0	0	0	96
	Sammie Smith	1989-91	16	15	1	0	0	0	96
50.	Terry Kirby	1993-95	15	9	6	0	0	0	92#
51.	Reggie Bush	2011-12	15	12	3	0	0	0	90
	Charles Clay	2011-14	15	1	14	0	0	0	90
	Mark Higgs	1990-94	15	14	0	1	0	0	90
	Mike Wallace	2013-14	15	0	15	0	0	0	90
55.	Jay Feely	2007	0	0	0	0	21	26	89
	Joe Nedney	1996-97	0	0	0	0	18	35	89
	Cody Parkey	2017	0	0	0	0	21	26	89
58.	Mike Gesicki	2018-22	14	0	14	0	0	0	86#
59.	Tony Martin	1989-93, 1999-2000	14	0	14	0	0	0	84
	Delvin Williams	1978-80	14	13	1	0	0	0	84
61.	Daniel Thomas	2011-14	13	10	3	0	0	0	80#
62.	Jimmy Cefalo	1978-84	13	0	13	0	0	0	78
	Joe Rose	1980-85	13	0	13	0	0	0	78
	Brian Hartline	2009-14	13	1	12	0	0	0	78
	Myles Gaskin	2019-22	13	7	6	0	0	0	78
66.	Joe Auer	1966-67	12	5	6	1	0	0	72
	Woody Bennett	1980-88	12	9	3	0	0	0	72
	Davone Bess	2008-12	12	0	12	0	0	0	72
	Mark Ingram	1993-94	12	0	12	0	0	0	72



ALL-TIME LEADERS

SCORING								
PLAYER	YEARS	TD	TDR	TDP	TDRT	FG	PAT	PTS.
	Troy Stradford	1987-90	12	10	2	0	0	72
71.	Marty Booker	2004-07	11	0	11	0	0	70##
72.	Karl Kremser	1969-70	0	0	0	13	28	67
73.	Jay Fiedler	2000-04	11	11	0	0	0	66
	Jakeem Grant Sr.	2016-21	11	1	5	5	0	66
75.	Gene Mingo	1966-67	0	0	0	11	32	65
76.	Ferrell Edmunds	1988-92	10	0	10	0	0	60
	Ted Ginn, Jr.	2007-09	10	2	5	3	0	60
	Travis Minor	2001-06	10	8	1	1	0	60
	Irving Spikes	1994-97	10	8	2	0	0	60
	Jaylen Waddle	2021-22	10	1	9	0	0	60
	David Woodley	1980-83	10	9	1	0	0	60
82.	Jason Taylor	1997-07, 2009, 2011	9	0	0	9	0	58**
83.	Jay Ajayi	2015-17	9	9	0	0	0	56#
84.	Pete Johnson	1984	9	9	0	0	0	54
	Dan Marino	1983-99	9	9	0	0	0	54
	Brandon Marshall	2010-11	9	0	9	0	0	54
	Stan Mitchell	1966-70	9	4	5	0	0	54
	Tony Paige	1990-92	9	3	6	0	0	54
	James Pruitt	1986-88, 1990-91	9	0	8	1	0	54
	Freddie Solomon	1975-77	9	1	5	3	0	54
	Damien Williams	2014-17	9	3	6	0	0	54
92.	Jimmy Keyes	1968-69	0	0	0	0	7	30
93.	Troy Drayton	1996-99	8	0	8	0	0	50#
	James McKnight	2001-03	8	1	7	0	0	50#
95.	Fred Banks	1987-93	8	0	8	0	0	48
	Gary Davis	1976-79	8	7	1	0	0	48
	Rishard Matthews	2012-15	8	0	8	0	0	48
	Sammy Morris	2004-06	8	8	0	0	0	48
	Stanley Pritchett	1996-99	8	2	6	0	0	48
	Dion Sims	2013-16	8	0	8	0	0	48
	Lamar Thomas	1996-00	8	0	8	0	0	48
102.	Preston Williams	2019-20	7	0	7	0	0	46##
103.	Doug Moreau	1966-69	6	0	6	0	1	6
104.	Marlin Briscoe	1972-74	7	0	7	0	0	42
	Bob Griese	1967-80	7	7	0	0	0	42
	Rob Konrad	1999-04	7	1	6	0	0	42
	Larry Seiple	1966-67	7	0	7	0	0	42
	Ryan Tannehill	2012-18	7	6	1	0	0	42
109.	Booth Lusteg	1967	0	0	0	0	7	18
110.	Ryan Fitzpatrick	2019-20	6	6	0	0	0	38#
111.	Patrick Cobbs	2006-10	6	2	4	0	0	36
	Leroy Harris	1977-78	6	6	0	0	0	36
	Reshad Jones	2010-19	6	0	0	6	0	36
	Andre Tillman	1975-78	6	0	6	0	0	36
	Tua Tagovailoa	2020-22	6	6	0	0	0	36
	Tommy Vigorito	1981-85	6	2	2	2	0	36
117.	Andre Brown	1989-90	5	0	5	0	0	30
	Lex Hilliard	2009-11	5	2	2	1	0	30
	J.J. Johnson	1999-01	5	5	0	0	0	30
	David Martin	2007-08	5	0	5	0	0	30
	Jed Weaver	2000-02	5	0	5	0	0	30
	Albert Wilson	2018-19, 21	5	0	5	0	0	30
	Mack Hollins	2020-21	5	0	5	0	0	30
124.	Dick Anderson	1968-77	4	0	0	4	0	24
	Kalen Ballage	2018-19	4	4	0	0	0	24
	Fred Barnett	1996-97	4	0	4	0	0	24
	Greg Baty	1991-94	4	0	4	0	0	24
	Terrell Buckley	1995-99, 2003	4	0	0	4	0	24
	Greg Camarillo	2007-09	4	0	4	0	0	24
	Jordan Cameron	2015-16	4	0	4	0	0	24
	Marv Fleming	1970-74	4	0	4	0	0	24
	Brandon Gibson	2013-14	4	0	4	0	0	24



ALL-TIME LEADERS

SCORING								
PLAYER	YEARS	TD	TDR	TDP	TDRT	FG	PAT	PTS.
Jack Harper	1967-68	4	1	3	0	0	0	24
Randal Hill	1991, 1995-96	4	0	4	0	0	0	24
Jordan Howard	2020	4	4	0	0	0	0	24
Cleo Lemon	2005-07	4	4	0	0	0	0	24
Marc Logan	1989-91	4	2	0	2	0	0	24
Leslie Shepherd	2000	4	0	4	0	0	0	24
Zach Thomas	1996-07	4	0	0	4	0	0	24
Derrius Thompson	2003-04	4	0	4	0	0	0	24
141. Willie Beecher	1987	0	0	0	0	3	12	21
142. Salvon Ahmed	2020-21	3	3	0	0	0	0	20*
Eric Green	1995	3	0	3	0	0	0	20#
Derek Hagan	2006-08	3	0	3	0	0	0	20#
Jovorskie Lane	2012	3	2	1	0	0	0	20#
Sam Madison	1997-05	3	0	0	3	0	0	20*
147. John Avery	1998-99	3	2	1	0	0	0	18
Brandon Bolden	2018	2	2	1	0	0	0	18
Jack Clancy	1967-69	3	0	3	0	0	0	18
Tony Franklin	1988	0	0	0	0	4	6	18
Samkon Gado	2007	3	3	0	0	0	0	18
Nick Giaquinto	1980-81	3	0	2	1	0	0	18
Hubert Ginn	1970-75	3	3	0	0	0	0	18
Shayne Graham	2011	0	0	0	0	4	6	18
Joey Haynos	2008-09	3	0	3	0	0	0	18
Xavien Howard	2016-22	3	0	0	3	0	0	18
Frank Jackson	1966-67	3	0	3	0	0	0	18
Duke Johnson	2021	3	3	0	0	0	0	18
Charles Jordan	1996-98	3	0	3	0	0	0	18
Mike Kozlowski	1979-86	3	0	0	3	0	0	18
Ronnie Lee	1979-82, 1984-89	3	0	3	0	0	0	18
Ray Lucas	2001-02	3	3	0	0	0	0	18
Loaird McCreary	1976-78	3	0	3	0	0	0	18
Lloyd Mumphord	1969-74	3	0	0	3	0	0	18
David Overstreet	1983	3	1	2	0	0	0	18
Justin Peelle	2006-07	3	0	3	0	0	0	18
Scott Schwedes	1987-90	3	0	2	1	0	0	18
Ronald Scott	1987	3	3	0	0	0	0	18
Adam Shaheen	2020-21	3	0	3	0	0	0	18
Otto Stowe	1971-72	3	0	3	0	0	0	18
Marcus Thigpen	2012-13	3	0	1	2	0	0	18
Julius Thomas	2017	3	0	3	0	0	0	18
173. Matt Bryant	2004	0	0	0	0	3	7	16
Wes Welker	2004-06	2	0	1	1	1	1	16
175. Tim Foley	1970-80	2	0	0	2	0	0	14*
176. Mel Baker	1974	2	0	2	0	0	0	12
Charlie Baumann	1991	0	0	0	0	2	6	12
Bob Baumhower	1977-86	2	0	0	2	0	0	12
Jim Braxton	1978	2	2	0	0	0	0	12
Leonte Carroo	2016-18	2	0	2	0	0	0	12
Gary Clark	1995	2	0	2	0	0	0	12
Cecil Collins	1999	2	2	0	0	0	0	12
Robert Edwards	2002	2	1	1	0	0	0	12
Isaiah Ford	2017-21	2	0	2	0	0	0	12
Bryan Gilmore	2004-05	2	0	2	0	0	0	12
Brent Grimes	2013-15	2	0	0	2	0	0	12
Abner Haynes	1967	2	2	0	0	0	0	12
Chad Henne	2008-11	2	2	0	0	0	0	12
Eddie Hill	1981-84	2	1	1	0	0	0	12
Tyreek Hill	2022	2	0	2	0	0	0	12
Liffort Hobley	1987-93	2	0	0	2	0	0	12
Bobby Humphrey	1992	2	1	1	0	0	0	12
Allen Hurns	2019	2	0	2	0	0	0	12
William Judson	1982-89	2	0	0	2	0	0	12
Dave Kocourek	1966	2	0	2	0	0	0	12



ALL-TIME LEADERS

SCORING								
PLAYER	YEARS	TD	TDR	TDP	TDRT	FG	PAT	PTS.
Donald Lee	2003-04	2	0	2	0	0	0	12
Kyle Mackey	1987	2	2	0	0	0	0	12
Brock Marion	1998-03	2	0	0	2	0	0	12
Don McNeal	1980-89	2	0	0	2	0	0	12
Jerris McPhail	1996-97	2	1	1	0	0	0	12
Scott Miller	1991-96	2	0	1	1	0	0	12
Gene Milton	1968-69	2	0	1	1	0	0	12
Marlon Moore	2010-13	2	0	2	0	0	0	12
Matt Moore	2011-17	2	2	0	0	0	0	12
Jeff Ogden	2000-01	2	0	1	1	0	0	12
Louis Oliver	1989-93, 1995-96	2	0	0	2	0	0	12
Ed Perry	1997-04	2	0	2	0	0	0	12
Sam Price	1966-68	2	1	1	0	0	0	12
Bo Roberson	1966	2	0	2	0	0	0	12
Terry Robiskie	1980-81	2	2	0	0	0	0	12
Durham Smythe	2020-22	2	0	2	0	0	0	12
Bill Stanfill	1969-76	2	0	0	2	0	0	12
Jake Stoneburner	2015	2	0	2	0	0	0	12
Don Strock	1974-87	2	2	0	0	0	0	12
Patrick Surtain	1998-04	2	0	0	2	0	0	12
Troy Vincent	1992-95	2	0	0	2	0	0	12
Jimmy Warren	1966-69	2	0	0	2	0	0	12
Dick Westmoreland	1966-69	2	0	0	2	0	0	12
Christian Wilkins	2019-22	2	0	2	0	0	0	12
Stan Winfrey	1975-77	2	1	1	0	0	0	12
221. Bill Gramatica	2004	0	0	0	0	3	0	9
222. Walt Aikens	2014-19	1	0	0	1	0	0	8*
Kim Bokamper	1977-85	1	0	0	1	0	0	8*
Aaron Craver	1991-94	1	1	0	0	0	0	8#
Billy Joe	1966	1	0	1	0	0	0	8#
Curtis Johnson	1970-78	1	0	0	1	0	0	8*
Patrick Laird	2019-20	1	1	0	0	0	0	8#
228. Will Allen	2006-11	1	0	0	1	0	0	6
Kiko Alonso	2016-18	1	0	0	1	0	0	6
Danny Amendola	2018	1	0	1	0	0	0	6
Jerome Baker	2018-22	1	0	0	1	0	0	6
John Beck	2007-08	1	1	0	0	0	0	6
Don Bessillieu	1979-81	1	0	0	1	0	0	6
Glenn Blackwood	1979-87	1	0	0	1	0	0	6
Tim Bowens	1994-04	1	0	0	1	0	0	6
J.B. Brown	1989-96	1	0	0	1	0	0	6
Malcolm Brown	2021	1	1	0	0	0	0	6
Jacoby Brissett	2021	1	1	0	0	0	0	6
Bob Brudzinski	1981-89	1	0	0	1	0	0	6
Nick Buoniconti	1969-76	1	0	0	1	0	0	6
Kevin Burnett	2011-12	1	0	0	1	0	0	6
Brice Butler	2018	1	0	1	0	0	0	6
Brett Carolan	1996	1	0	1	0	0	0	6
Cris Carter	2002	1	0	1	0	0	0	6
Joe Carter	1984-86	1	1	0	0	0	0	6
Rick Casares	1966	1	0	1	0	0	0	6
Jesse Chatman	2005, 2007	1	1	0	0	0	0	6
Justin Coleman	2021	1	0	0	1	0	0	6
River Cracraft	2022	1	0	1	0	0	0	6
Casey Cramer	2008	1	0	1	0	0	0	6
Bill Cronin	1966	1	0	1	0	0	0	6
Daunte Culpepper	2006	1	1	0	0	0	0	6
Vontae Davis	2009-11	1	0	0	1	0	0	6
Louis Delmas	2014	1	0	0	1	0	0	6
Vern Den Herder	1971-82	1	0	1	0	0	0	6
A.J. Derby	2017-18	1	0	1	0	0	0	6
Leland Douglas	1987	1	0	1	0	0	0	6
Sam Eguavoen	2021-22	1	0	0	1	0	0	6



ALL-TIME LEADERS

SCORING								
PLAYER	YEARS	TD	TDR	TDP	TDRT	FG	PAT	PTS.
Bert Emanuel	2000	1	0	1	0	0	0	6
Frank Emanuel	1966-69	1	0	0	1	0	0	6
Tom Erlandson	1966-67	1	0	0	1	0	0	6
David Fales	2017	1	1	0	0	0	0	6
A.J. Feeley	2004-05	1	1	0	0	0	0	6
Minkah Fitzpatrick	2018-19	1	0	0	1	0	0	6
Cortland Finnegan	2014	1	0	0	1	0	0	6
Trent Gamble	2000-03	1	0	0	1	0	0	6
Cookie Gilchrist	1966	1	0	1	0	0	0	6
Kerry Glenn	1990-92	1	0	0	1	0	0	6
Hunter Goodwin	1999-01	1	0	1	0	0	0	6
Frank Gore	2018	1	0	1	0	0	0	6
Vince Heflin	1982-85	1	0	1	0	0	0	6
Will Heller	2005	1	0	1	0	0	0	6
Renaldo Hill	2006-08	1	0	0	1	0	0	6
Sean Hill	1994-96	1	0	0	1	0	0	6
Trell Hooper	1987	1	0	0	1	0	0	6
Steve Howell	1979-81	1	1	0	0	0	0	6
Melvin Ingram	2022	1	0	0	1	0	0	6
Ricky Isom	1987	1	1	0	0	0	0	6
Calvin Jackson	1994-99	1	0	0	1	0	0	6
Vestee Jackson	1991-93	1	0	0	1	0	0	6
Pete Jaquess	1966-67	1	0	0	1	0	0	6
Greg Jennings	2015	1	0	1	0	0	0	6
Pat Johnson	1995	1	0	0	1	0	0	6
Dominique Jones	2016	1	0	1	0	0	0	6
Robert Jones	1998-00	1	0	0	1	0	0	6
Nate Kaeding	2012	0	0	0	0	1	3	6
Chuck Klingbeil	1991-95	1	0	0	1	0	0	6
Bernie Kosar	1994-96	1	1	0	0	0	0	6
Shaq Lawson	2020	1	0	0	1	0	0	6
Michael Lehan	2006-08	1	0	0	1	0	0	6
Charles Leigh	1971-74	1	1	0	0	0	0	6
David Lewis	1987	1	0	1	0	0	0	6
Phillip Merling	2008-11	1	0	0	1	0	0	6
Koa Misi	2010-17	1	0	0	1	0	0	6
Kenny Mixon	1998-01	1	0	0	1	0	0	6
Knowshawn Moreno	2014	1	1	0	0	0	0	6
Earl Morrall	1972-76	1	1	0	0	0	0	6
Nik Needham	2021-22	1	0	0	1	0	0	6
Cliff Odom	1990-93	1	0	0	1	0	0	6
Nick O'Leary	2018-19	1	0	1	0	0	0	6
Chad Pennington	2008-10	1	1	0	0	0	0	6
Brett Perriman	1997	1	0	1	0	0	0	6
Malcolm Perry	2020	1	0	1	0	0	0	6
Lousaka Polite	2008-10	1	1	0	0	0	0	6
Derrick Pope	2004-07	1	0	0	1	0	0	6
Willie Richardson	1970	1	0	1	0	0	0	6
Elandon Roberts	2021-22	1	0	0	1	0	0	6
John Roderick	1966-67	1	0	1	0	0	0	6
Eric Rowe	2019-22	1	0	0	1	0	0	6
Jake Scott	1970-75	1	0	0	1	0	0	6
Scott Secules	1989-92	1	1	0	0	0	0	6
Derrick Shelby	2012-15	1	0	0	1	0	0	6
Steve Slaton	2011	1	1	0	0	0	0	6
Gerald Small	1978-83	1	0	0	1	0	0	6
Willie Smith	1987	1	0	1	0	0	0	6
Brian Sochia	1986-91	1	0	0	1	0	0	6
Kory Sperry	2009	1	0	1	0	0	0	6
John Stofa	1966-67, 1969-70	1	1	0	0	0	0	6
John Tagliaferri	1987	1	1	0	0	0	0	6
Norris Thomas	1977-79	1	0	0	1	0	0	6
Thurman Thomas	2000	1	0	1	0	0	0	6
Bob Torrey	1979	1	1	0	0	0	0	6
Andrew Van Ginkel	2019-22	1	0	0	1	0	0	6



ALL-TIME LEADERS

SCORING

PLAYER	YEARS	TD	TDR	TDP	TDRT	FG	PAT	PTS.
Olivier Vernon	2012-15	1	0	0	1	0	0	6
Frank Wainright	1995-98	1	0	1	0	0	0	6
Fulton Walker	1981-85	1	0	0	1	0	0	6
Willie West	1966-68	1	0	0	1	0	0	6
Jarvis Williams	1988-93	1	0	0	1	0	0	6
Robert Wilson	1994-96	1	0	1	0	0	0	6
Dick Wood	1966	1	1	0	0	0	0	6
331. Van Tiffin	1987	0	0	0	0	0	4	4
332. Charlie Anderson	2008-09	0	0	0	0	0	0	2*
Kevin Carter	2005-06	0	0	0	0	0	0	2*
Mike Charles	1983-86	0	0	0	0	0	0	2*
A.J. Duhe	1977-84	0	0	0	0	0	0	2*
Terrence Fede	2014-17	0	0	0	0	0	0	2*
William Fuller V	2021	0	0	0	0	0	0	2#
Larry Gordon	1976-82	0	0	0	0	0	0	2*
Jermaine Haley	2000-02	0	0	0	0	0	0	2*
Reggie Howard	2004-05	0	0	0	0	0	0	2*
Sammy Knight	2003-04	0	0	0	0	0	0	2*
Senorise Perry	2017	0	0	0	0	0	0	2*
Don Reese	1974-76	0	0	0	0	0	0	2*
Cameron Wake	2009-18	0	0	0	0	0	0	2*
George Wilson	1966	0	0	0	0	0	0	2#

* — safety # — two point conversion ^ — defensive two point conversion

INTERCEPTIONS

PLAYER	YEARS	NO.	YDS.	AVG.	LG	TD
1. Jake Scott	1970-75	35	425	12.1	47	0
2. Dick Anderson	1968-77	34	792	23.3	96t	3
3. Sam Madison	1997-05	31	487	15.7	42	2
4. Glenn Blackwood	1979-87	29	398	13.7	50	1
Patrick Surtain	1998-04	29	298	10.3	43	2
6. Xavien Howard	2016-22	27	254	9.4	39	2
7. Louis Oliver	1989-93, 1995-96	24	569	23.7	103t	2
Terrell Buckley	1995-99, 2003	24	425	17.7	91t	3
William Judson	1982-89	24	368	15.3	61t	2
10. Gerald Small	1978-83	23	378	16.4	46t	1
11. Curtis Johnson	1970-78	22	190	8.6	34	0
Tim Foley	1970-80	22	96	4.4	18	0
13. Reshad Jones	2010-19	21	361	17.2	54	4
14. Brock Marion	1998-03	20	431	21.6	100t	2
15. Don McNeal	1980-89	18	163	9.1	30	2
16. Zach Thomas	1996-07	17	170	10.0	34t	4
17. J.B. Brown	1989-96	16	293	18.3	48	1
18. Dick Westmoreland	1966-69	15	231	15.4	42	2
19. Troy Vincent	1992-95	14	284	20.3	69	2
Jarvis Williams	1988-93	14	216	15.4	42	1
Lloyd Mumphord	1969-74	14	187	13.4	51	2
Lyle Blackwood	1981-86	14	173	12.4	45	0
Earnie Rhone	1975-84	14	110	7.9	16	0
24. Brent Grimes	2013-15	13	202	15.5	94t	2
Willie West	1966-68	13	180	13.8	32	0
Paul Lankford	1982-91	13	89	6.8	44	0
27. Charlie Babb	1972-79	12	141	11.8	36	0
Brian Walker	1997-98, 2000-01	12	92	7.7	31	0
29. Jimmy Warren	1966-69	11	247	22.5	70t	1
30. Vontae Davis	2009-11	9	124	13.8	28	1
31. Mike Kozlowski	1979-86	8	172	21.5	38t	2
Larry Gordon	1976-82	8	121	15.1	36	0
Bob Matheson	1971-79	8	111	13.9	34	0
Jason Taylor	1997-07, 2009, 2011	8	110	13.8	51t	3
Nick Buoniconti	1969-76	8	89	11.1	24	0
Jason Allen	2006-10	8	41	5.1	17	0



ALL-TIME LEADERS

INTERCEPTIONS							
PLAYER	YEARS	NO.	YDS.	AVG.	LG	TD	
37.	Sammy Knight	2003-04	7	130	18.6	70	0
	Norris Thomas	1977-79	7	115	16.4	53t	1
	Will Allen	2006-11	7	114	16.3	32t	1
	Bobby McCain	2015-20	7	78	11.1	32	0
	André Goodman	2006-08	7	76	10.9	55	0
42.	Renaldo Hill	2006-08	6	91	15.2	24	0
	Yeremiah Bell	2004-11	6	89	14.8	29	0
	Kim Bokamper	1977-85	6	55	9.2	24t	1
	Nik Needham	2019-22	6	52	8.7	28t	1
	John Bramlett	1967-68	6	49	8.2	22	0
47.	Bob Petrella	1966-71	5	104	20.8	33	0
	Kiko Alonso	2016-18	5	100	20.0	60t	1
	Bud Brown	1984-88	5	96	19.2	53	0
	Neal Colzie	1979	5	86	17.2	56	0
	Mike Kolen	1970-77	5	85	17.0	29	0
	Liffort Hobley	1987-93	5	61	12.2	22	0
	Fulton Walker	1981-85	5	61	12.2	30	0
	Arturo Freeman	2000-04	5	59	11.8	47	0
	Sean Smith	2009-12	5	56	11.2	31	0
	Bob Brudzinski	1981-89	5	46	9.2	19	0
	Rick Volk	1977-78	5	42	8.4	24	0
	Nolan Carroll	2010-13	5	25	5.0	24	0
	Shawn Wooden	1996-99, 2001-04	5	25	5.0	15	0
	Doug Swift	1970-75	5	17	3.4	12	0
	Don Bessillieu	1979-81	5	13	2.6	12	0
62.	Calvin Jackson	1994-99	4	105	26.3	61t	1
	Lance Schulters	2005, 2007	4	78	19.5	37	0
	Tom Erlandson	1966-67	4	68	17.0	37	1
	Jimmy Wilson	2011-14	4	57	14.3	31	0
	T.J. McDonald	2017-18	4	48	12.0	31	0
	Frank Emanuel	1966-69	4	46	12.5	24	0
	John Offerdahl	1986-93	4	44	11.0	28	0
	Tim McKyer	1990	4	40	10.0	21	0
	Randy Starks	2008-14	4	33	8.3	18	0
	Chris Clemons	2009-13	4	29	7.3	29	0
	Gene Atkins	1994-96	4	24	6.0	18	0
	Mark Brown	1983-88	4	18	4.5	13	0
	Michael Stewart	1994-96	4	11	2.8	11	0
	Dimitri Patterson	2012-13	4	7	1.8	3	0
	Tony Lippett	2015-17	4	0	0.0	0	0
77.	Vestee Jackson	1991-93	3	63	21.0	30t	1
	Eric Rowe	2019-21	3	61	20.3	35t	1
	Ed Taylor	1979-82	3	55	18.3	44	0
	Rodney Thomas	1988-90	3	52	17.3	48	0
	Bryan Cox	1991-95	3	38	12.7	26	0
	Travares Tillman	2005-07	3	38	12.7	22	0
	Wahoo McDaniel	1966-68	3	35	11.7	20	0
	Derrick Rodgers	1997-02	3	33	11.0	21	0
	Jerry Wilson	1996-00	3	32	10.7	19	0
	Jevon Holland	2021-22	3	31	10.3	31	0
	Travis Daniels	2005-07	3	31	10.3	29	0
	Steve Towle	1975-80	3	30	10.0	16	0
	Pete Jaquess	1966-67	3	27	9.0	27	1
	A.J. Duhe	1977-84	3	18	6.0	11	0
	Ed Weisacosky	1968-70	3	10	3.3	7	0
	Aubrey Beavers	1994-95	3	8	2.7	8	0
	Nate Jones	2008-09, 2011	3	0	0.0	0	0
	Jerome Baker	2018-22	3	59	19.7	34	1
95.	Minkah Fitzpatrick	2018-19	2	64	32.0	50t	1
	Donovan Rose	1986-87	2	63	31.5	36	0
	Bob Neff	1966-68	2	54	27.0	22	0
	Rusty Chambers	1976-80	2	53	26.5	49	0
	Dwight Hollier	1992-99	2	47	23.5	36	0



ALL-TIME LEADERS

INTERCEPTIONS						
PLAYER	YEARS	NO.	YDS.	AVG.	LG	TD
Walt Aikens	2014-19	2	43	21.5	43	0
Ken Ellis	1976	2	40	20.0	40	0
Bobby Harden	1990-93	2	39	19.5	22	0
Robert Sowell	1983-85, 1987	2	36	18.0	29	0
Steven Parker	2019	2	35	17.5	35	0
Bill Stanfill	1969-76	2	32	16.0	17t	2
Kerry Glenn	1990-92	2	31	15.5	31t	1
Jamar Fletcher	2001-03	2	30	15.0	30	0
Akin Ayodele	2008-09	2	29	14.5	17	0
Byron Maxwell	2016-17	2	29	14.5	27	0
Dannell Ellerbe	2013-14	2	25	12.5	16	0
Henry Stuckey	1972-74	2	25	12.5	21	0
George Teague	1997	2	25	12.5	23	0
Tyrone Culver	2008-09	2	24	12.0	23	0
Derrick Shelby	2012-15	2	24	12.0	22t	1
Joey Porter	2007-08	2	19	9.5	14	0
Isa Abdul-Quddus	2016	2	16	8.0	9	0
Tate Randle	1987	2	16	8.0	11	0
Byron Jones	2020-21	2	15	7.5	15	0
John McGeever	1966	2	15	7.5	15	0
Tom Beier	1967, 1969	2	14	7.0	7	0
Robert Jones	1998-00	2	14	7.0	14t	1
Trell Hooper	1987	2	11	5.5	11	0
Benny Sapp	2010-11	2	9	4.5	9	0
Jeris White	1974-76	2	4	2.0	4	0
Tyrone Braxton	1994	2	3	1.5	3	0
Chris Green	1991-94	2	0	0.0	0	0
Derrick Pope	2004-07	2	0	0.0	0	0
Justin Coleman	2021	2	0	0.0	0	0
129. Elandon Roberts	2021-22	1	85	85.0	85t	1
Louis Delmas	2014	1	81	81.0	81t	1
Kenny Mixon	1998-01	1	56	56.0	56t	1
Marvin Mitchell	2011	1	55	55.0	55	0
Jay Brophy	1984-86	1	41	41.0	41	0
Jared Odrick	2010-14	1	39	39.0	39	0
Zack Bowman	2015	1	38	38.0	38	0
Kevin Burnett	2011-12	1	34	34.0	34t	1
Dean Brown	1970	1	32	32.0	32	0
Hugh Green	1985-91	1	28	28.0	28	0
Earl Faison	1966	1	26	26.0	26	0
Phillip Merling	2008-11	1	25	25.0	25t	1
Vern Den Herder	1971-82	1	24	24.0	24	0
Charles Cornelius	1977-78	1	21	21.0	21	0
Bob Bruggers	1966-68	1	20	20.0	20	0
Ralph Ortega	1979-80	1	17	17.0	13	0
Jordan Phillips	2015-18	1	17	17.0	17	0
Bacarri Rambo	2016	1	17	17.0	17	0
Ted Davis	1970	1	15	15.0	15	0
Karlos Dansby	2010-12	1	14	14.0	14	0
Rick Graf	1987-90	1	14	14.0	14	0
Shawn Lee	1990-91	1	14	14.0	14	0
Cameron Wake	2009-18	1	12	12.0	12	0
Mike Hull	2015-18	1	8	8.0	8	0
Brandon Jones	2020-22	1	8	8.0	8	0
Christian Wilkins	2019-22	1	8	8.0	8	0
Richard Marshall	2012	1	7	7.0	7	0
Jackie Shipp	1984-88	1	7	7.0	7	0
Craig Veasey	1993-94	1	7	7.0	7	0
Vince Biegel	2019	1	7	7.0	7	0
Reggie Howard	2004-05	1	5	5.0	5	0
Eric Kumerow	1988-90	1	5	5.0	5	0
Alex Moyer	1985-86	1	4	4.0	4	0
Greg Jeffries	1999-00	1	3	3.0	3	0



ALL-TIME LEADERS

INTERCEPTIONS

PLAYER	YEARS	NO.	YDS.	AVG.	LG	TD
Ryan Lewis	2019	1	3	3.0	3	0
Jack Rudolph	1966	1	3	3.0	3	0
Chris Singleton	1993-96	1	3	3.0	3	0
Brendon Ayanbadejo	2003-04	1	2	2.0	2	0
Larry Ball	1972-74, 1977-78	1	2	2.0	2	0
Mike Charles	1983-86	1	2	2.0	2	0
Channing Crowder	2005-10	1	2	2.0	2	0
Mike Reichenbach	1990-91	1	2	2.0	2	0
Randall Edmunds	1968-69	1	1	1.0	1	0
Bruce Alexander	1992-93	1	0	0.0	0	0
Bob Baumhower	1977-86	1	0	0.0	0	0
Tim Bowens	1994-04	1	0	0.0	0	0
Jeff Cross	1989-95	1	0	0.0	0	0
Scott Galyon	2000-02	1	0	0.0	0	0
Jermaine Haley	2000-02	1	0	0.0	0	0
Neville Hewitt	2015-17	1	0	0.0	0	0
Sean Hill	1994-96	1	0	0.0	0	0
Mack Lamb	1967-68	1	0	0.0	0	0
Chris Lammons	2019	1	0	0.0	0	0
Michael Lehan	2006-08	1	0	0.0	0	0
Darrell Malone	1992-94	1	0	0.0	0	0
Brice McCain	2015	1	0	0.0	0	0
Cliff Odom	1990-93	1	0	0.0	0	0
Muhammad Oliver	1994	1	0	0.0	0	0
Jamal Perry	2019-21	1	0	0.0	0	0
Vern Roberson	1977	1	0	0.0	0	0
Bryant Salter	1976	1	0	0.0	0	0
Terrance Shaw	2000	1	0	0.0	0	0
Donnie Spragan	2005-07	1	0	0.0	0	0
R.J. Stanford	2012-14	1	0	0.0	0	0
Michael Thomas	2013-17	1	0	0.0	0	0
Reggie Torbor	2008-09	1	0	0.0	0	0
Jason Trusnik	2011-14	1	0	0.0	0	0
Jay Williams	2002-04	1	0	0.0	0	0
Jeff Zgonina	2003-06	1	0	0.0	0	0
Daryl Gardener	1996-01	1	-1	-1.0	-1	0

SACKS

PLAYER	YEARS	NO
1. Jason Taylor	1997-2007, 2009, 2011	131.0
2. Cameron Wake	2009-18	98.0
3. Bill Stanfill	1969-76	69.5
4. Doug Betters	1978-87	65.5
5. Vern Den Herder	1971-82	64.0
6. Jeff Cross	1988-95	59.5
7. Trace Armstrong	1995-2000	56.5
8. Bob Baumhower	1977-86	39.5
Kim Bokamper	1977-85	39.5
10. A.J. Duhe	1977-84	38.5

KICKOFF RETURNS (Yards)

PLAYER	YEARS	NO.	YDS.	AVG.	LG	TD
1. Wes Welker	2004-06	166	3,756	22.6	95t	1
2. Ted Ginn, Jr.	2007-09	147	3,386	23.0	101t	2
3. Mercury Morris	1969-75	111	2,947	26.5	105t	3
4. Fulton Walker	1981-85	123	2,944	23.9	90t	1
5. Brock Marion	1998-03	107	2,517	23.5	93	0
6. Jakeem Grant Sr.	2016-21	89	2,206	24.8	102t	2
7. O.J. McDuffie	1993-01	92	2,103	22.9	48	0
8. Irving Spikes	1994-97	89	2,058	23.1	59	0
9. Lorenzo Hampton	1985-89	96	2,025	21.1	46	0
10. Marcus Thigpen	2012-13	77	1,910	24.8	96t	1



PUNT RETURNS (Yards)

	PLAYER	YEARS	NO.	FC	YDS.	AVG.	LG	TD
1.	Jake Scott	1970-75	127	55	1,330	10.5	77t	1
2.	Wes Welker	2004-06	127	64	1,232	9.7	71	0
3.	Davone Bess	2008-12	115	85	1,196	10.4	47	0
4.	O.J. McDuffie	1993-01	127	91	1,127	8.9	72t	2
5.	Jakeem Grant Sr.	2016-21	101	28	978	9.7	88t	3
6.	Tom Vigorito	1981-85	79	22	830	10.5	87t	2
7.	Freddie Solomon	1975-77	71	5	810	11.4	79t	2
8.	Jarvis Landry	2014-17	89	53	804	9.0	69t	1
9.	Scott Schwedes	1987-90	75	18	732	9.8	70t	1
10.	Jeff Ogden	2000-01	51	22	700	13.7	81t	1

TOP 20 SEASON LEADERS

RUSHING YARDS

	NAME	YEAR	YARDS
1.	Ricky Williams	2002	1,853
2.	Ricky Williams	2003	1,372
3.	Jay Ajayi	2016	1,272
4.	Delvin Williams	1978	1,258
5.	Lamar Smith	2000	1,139
6.	Ricky Williams	2009	1,121
7.	Larry Csonka	1972	1,117
8.	Karim Abdul-Jabbar	1996	1,116
9.	Lamar Miller	2014	1,099
10.	Reggie Bush	2011	1,086
11.	Larry Csonka	1971	1,051
12.	Ronnie Brown	2006	1,008
13.	Larry Csonka	1973	1,003
14.	Mercury Morris	1972	1,000
15.	Reggie Bush	2012	986
16.	Lamar Smith	2001	968
17.	Karim Abdul-Jabbar	1998	960
18.	Mercury Morris	1973	954
19.	Ronnie Brown	2008	916
20.	Mark Higgs	1992	915

PASSING YARDS

	NAME	YEAR	YARDS
1.	Dan Marino	1984	5,084
2.	Dan Marino	1986	4,746
3.	Dan Marino	1994	4,453
4.	Dan Marino	1988	4,434
5.	Ryan Tannehill	2015	4,208
6.	Dan Marino	1985	4,137
7.	Dan Marino	1992	4,116
8.	Ryan Tannehill	2014	4,045
9.	Dan Marino	1989	3,997
10.	Dan Marino	1991	3,970
11.	Ryan Tannehill	2013	3,913
12.	Dan Marino	1997	3,780
13.	Dan Marino	1995	3,668
14.	Chad Pennington	2008	3,653
15.	Dan Marino	1990	3,563
16.	Ryan Fitzpatrick	2019	3,529
17.	Dan Marino	1998	3,497
18.	Chad Henne	2010	3,301
19.	Ryan Tannehill	2012	3,294
20.	Jay Fiedler	2001	3,248

PASSING TOUCHDOWNS

	NAME	YEAR	TDs
1.	Dan Marino	1984	48
2.	Dan Marino	1986	44
3.	Dan Marino	1985	30
	Dan Marino	1994	30
5.	Dan Marino	1988	28
6.	Ryan Tannehill	2014	27
7.	Dan Marino	1987	26
8.	Dan Marino	1991	25
9.	Dan Marino	1989	24
	Dan Marino	1992	24
	Dan Marino	1995	24
	Ryan Tannehill	2013	24
	Ryan Tannehill	2015	24
14.	Dan Marino	1998	23
15.	Bob Griese	1977	22
16.	Bob Griese	1968	21
	Dan Marino	1990	21
18.	Dan Marino	1983	20
	Jay Fiedler	2001	20
	Ryan Fitzpatrick	2019	20

RECEPTIONS

	NAME	YEAR	REC
1.	Jarvis Landry	2017	112
2.	Jarvis Landry	2015	110
3.	Jaylen Waddle	2021	104
4.	Jarvis Landry	2016	94
5.	O.J. McDuffie	1998	90
6.	Mark Clayton	1988	86
	Brandon Marshall	2010	86
8.	Jarvis Landry	2014	84
9.	Chris Chambers	2005	82
10.	Brandon Marshall	2011	81
11.	Davone Bess	2010	79
12.	O.J. McDuffie	1997	76
	Davone Bess	2009	76
	Brian Hartline	2013	76
15.	Terry Kirby (RB)	1993	75
16.	O.J. McDuffie	1996	74
	Brian Hartline	2012	74
18.	Mark Clayton	1984	73
	Irving Fryar	1994	73
	Randy McMichael (TE)	2004	73
	Mike Wallace	2013	73



TOP 20 SEASON LEADERS

RECEIVING YARDS

NAME	YEAR	YARDS
1. Mark Clayton	1984	1,389
2. Mark Duper	1986	1,313
3. Mark Duper	1984	1,306
4. Irving Fryar	1994	1,270
5. Brandon Marshall	2011	1,214
6. DeVante Parker	2019	1,202
7. Jarvis Landry	2015	1,157
8. Mark Clayton	1986	1,150
9. Jarvis Landry	2016	1,136
10. Mark Clayton	1988	1,129
11. Chris Chambers	2005	1,118
12. Mark Duper	1991	1,085
13. Brian Hartline	2012	1,083
14. Mark Clayton	1991	1,053
15. O.J. McDuffie	1998	1,050
16. Tony Martin	1999	1,037
17. Brian Hartline	2013	1,016
18. Jaylen Waddle	2021	1,015
19. Brandon Marshall	2010	1,014
20. Mark Clayton	1989	1,011

POINTS

NAME	YEAR	POINTS
1. Olindo Mare	1999	144
Jason Sanders	2020	144
3. Caleb Sturgis	2014	128
4. Pete Stoyanovich	1992	124
5. Pete Stoyanovich	1991	121
6. Pete Stoyanovich	1995	118
7. Garo Yepremian	1971	117
Olindo Mare	1997	117
Olindo Mare	2000	117
10. Fuad Reveziz	1985	116
11. Garo Yepremian	1972	115
Dan Carpenter	2010	115
13. Olindo Mare	2002	114
14. Garo Yepremian	1973	113
Dan Carpenter	2011	113
16. Dan Carpenter	2009	112
17. Caleb Sturgis	2013	111
18. Uwe von Schamann	1981	109
Pete Stoyanovich	1993	109
20. Mark Clayton (WR)	1984	108
Olindo Mare	2005	108

SACKS

NAME	YEAR	SACKS
1. Bill Stanfill	1973	18.5
Jason Taylor	2002	18.5
3. Joey Porter	2008	17.5
4. Trace Armstrong	2000	16.5
5. Doug Betters	1983	16.0
6. Adewale Ogunleye	2003	15.0
Cameron Wake	2012	15.0
8. Jason Taylor	2000	14.5
9. Doug Betters	1984	14.0
Bryan Cox	1992	14.0
Cameron Wake	2010	14.0
12. Jason Taylor	2006	13.5
13. Jason Taylor	2003	13.0
14. Trace Armstrong	1996	12.0

Jason Taylor	2005	12.0
16. Jeff Cross	1990	11.5
Olivier Vernon	2013	11.5
Cameron Wake	2014	11.5
Cameron Wake	2016	11.5
20. Mel Branch	1968	11.0
Vern Den Herder	1975	11.0
Jason Taylor	2007	11.0

TACKLES

NAME	YEAR	TACKLES
1. Steve Towle	1976	217
2. Zach Thomas	2002	195
3. Zach Thomas	2003	184
4. Zach Thomas	1996	180
Zach Thomas	2001	180
6. Rusty Chambers	1979	178
7. Earnie Rhone	1981	171
8. Zach Thomas	2004	168
9. Zach Thomas	1999	167
10. Zach Thomas	2005	166
11. Zach Thomas	2006	165
12. Steve Towle	1975	164
13. Nick Buoniconti	1973	162
14. Zach Thomas	1998	160
15. Rusty Chambers	1978	151
16. Zach Thomas	1997	149
17. Bryan Cox	1994	147
18. Nick Buoniconti	1972	146
Bob Baumhower	1979	146
20. Nick Buoniconti	1970	145

INTERCEPTIONS

NAME	YEAR	INTs
1. Dick Westmoreland	1967	10
Xavien Howard	2020	10
3. Willie West	1966	8
Dick Anderson	1968	8
Dick Anderson	1970	8
Dick Anderson	1973	8
Jake Scott	1974	8
Terrell Buckley	1998	8
Sam Madison	1998	8
10. Jake Scott	1971	7
Gerald Small	1980	7
Sam Madison	1999	7
Brian Walker	2000	7
Patrick Surtain	2003	7
Xavien Howard	2018	7
16. Jake Scott	1975	6
Tim Foley	1978	6
William Judson	1983	6
Glenn Blackwood	1984	6
Glenn Blackwood	1985	6
Terrell Buckley	1996	6
Patrick Surtain	2002	6



DOLPHINS OUTSTANDING PERFORMANCES

GAMES OF 300+ PASSING YARDS

PLAYER	DATE	OPPONENT	ATT.	COMP.	YDS.	TD	INT.	LG
Dan Marino	10/23/88	N.Y. JETS	60	35	521	3	5	56
Dan Marino	9/4/94	NEW ENGLAND	42	23	473	5	1	64t
Dan Marino	12/2/84	L.A. RAIDERS	57	35	470	4	2	64
Tua Tagovailoa	9/18/22	at Baltimore	50	36	469	6	2	60t
Dan Marino	10/1/95	at Cincinnati	48	33	450	2	1	58
Dan Marino	9/21/86	at N.Y. Jets	50	30	448	6	2	46t
Dan Marino	9/25/94	at Minnesota	54	29	431	3	3	43
Ryan Tannehill	9/30/12	at Arizona	41	26	431	1	2	80t
Dan Marino	9/30/84	at St. Louis	36	24	429	3	0	51
Dan Marino	9/24/89	N.Y. JETS	55	33	427	3	2	43t
Dan Marino	11/4/84	at N.Y. Jets	42	23	422	2	2	54
* Dan Marino	12/30/95	at Buffalo	64	33	422	2	3	45t
* Dan Marino	1/6/85	PITTSBURGH	32	21	421	4	1	41
Ryan Fitzpatrick	12/22/19	CINCINNATI	52	31	419	4	1	51
Chad Henne	9/12/11	New England	49	30	416	2	1	31
Joey Harrington	10/22/06	GREEN BAY	62	33	414	2	3	44
David Woodley	10/25/81	at Dallas	37	21	408	3	5	69t
Dan Marino	12/9/84	at Indianapolis	41	29	404	4	1	42
Dan Marino	11/16/86	at Buffalo	54	39	404	4	0	39
Dan Marino	12/12/88	CLEVELAND	50	30	404	4	3	46
* Don Strock	1/2/82	SAN DIEGO	43	29	403	4	1	50t
Dan Marino	12/14/86	at L.A. Rams	46	29	403	5	1	69t
Ryan Tannehill	12/21/14	MINNESOTA	47	35	396	4	1	41
Dan Marino	12/20/87	WASHINGTON	50	22	393	3	1	59t
Dan Marino	10/10/99	at Indianapolis	38	25	393	2	0	62
Dan Marino	9/29/85	at Denver	43	25	390	3	0	73
Dan Marino	11/23/97	at New England	60	38	389	0	3	27
Ryan Tannehill	9/18/16	at New England	45	32	387	2	2	33
Brock Osweiler	10/14/18	CHICAGO	44	28	380	3	2	75t
Dan Marino	12/13/87	at Philadelphia	39	25	376	3	1	54
Dan Marino	10/12/97	at N.Y. Jets	38	27	372	2	0	36t
Bernie Kosar	10/15/95	at New Orleans	42	29	368	3	2	31t
Dan Marino	12/9/90	PHILADELPHIA	54	27	365	2	0	37
Steve DeBerg	12/5/93	N.Y. Giants	41	26	365	1	2	44
Ryan Fitzpatrick	12/1/19	PHILADELPHIA	39	27	365	3	1	43t
Chad Henne	9/26/10	N.Y. JETS	44	26	363	2	1	40
Dan Marino	11/10/85	N.Y. JETS	37	21	362	3	3	60
Tua Tagovailoa	1/3/21	at Buffalo	58	35	361	1	3	31
Gus Frerotte	11/13/05	NEW ENGLAND	47	25	360	2	1	47
Dan Marino	11/6/88	at New England	51	29	359	1	2	32
Dan Marino	11/12/89	at N.Y. Jets	34	18	359	3	2	78t
Dan Marino	11/27/94	at N.Y. Jets	44	31	359	4	2	28t
Ryan Tannehill	9/20/15	at Jacksonville	44	30	359	2	0	48
Dan Marino	10/25/92	INDIANAPOLIS	45	25	355	2	3	48t
Dan Marino	12/21/98	DENVER	38	23	355	4	1	56t
Dan Marino	11/27/88	at N.Y. Jets	35	17	353	5	0	80t
Ryan Tannehill	11/29/15	at N.Y. Jets	58	33	351	3	1	40
Ryan Tannehill	1/3/16	NEW ENGLAND	38	25	350	2	0	46
Ryan Fitzpatrick	10/11/20	at San Francisco	28	22	350	3	0	70
Bob Griese	11/20/78	at Houston	33	23	349	2	1	47
Chad Henne	12/20/09	at Tennessee	46	29	349	1	3	57
Ryan Tannehill	12/14/14	at New England	47	29	346	1	2	50
Dan Marino	12/8/85	at Green Bay	44	30	345	5	1	61
Scott Mitchell	10/31/93	KANSAS CITY	33	22	344	3	0	77t
Steve DeBerg	12/13/93	PITTSBURGH	44	27	344	1	2	47
Dan Marino	12/3/95	ATLANTA	50	35	343	2	2	32
Chad Pennington	11/23/08	NEW ENGLAND	41	24	341	3	1	46
Dan Marino	12/17/84	DALLAS	40	23	340	4	2	63
Dan Marino	12/24/89	KANSAS City	47	28	339	3	1	35
Dan Marino	11/18/84	at San Diego	41	28	338	2	1	32
Dan Marino	10/12/86	BUFFALO	41	24	337	1	1	39
Chad Henne	12/6/09	NEW ENGLAND	52	29	335	2	1	29



DOLPHINS OUTSTANDING PERFORMANCES

GAMES OF 300+ PASSING YARDS								
PLAYER	DATE	OPPONENT	ATT.	COMP.	YDS.	TD	INT.	LG
Dan Marino	10/22/89	GREEN BAY	37	24	333	2	2	61
Dan Marino	11/12/95	NEW ENGLAND	37	27	333	2	2	31t
Dan Marino	11/1/87	PITTSBURGH	31	25	332	4	2	50t
Ryan Tannehill	12/1/13	at N.Y. Jets	43	28	331	2	1	31t
Dan Marino	11/17/85	at Indianapolis	37	22	330	1	0	42
Dan Marino	9/15/85	INDIANAPOLIS	48	29	329	2	0	26
Dan Marino	10/16/88	SAN DIEGO	45	26	329	1	0	51
Ryan Tannehill	12/27/15	INDIANAPOLIS	38	26	329	0	1	49
Tua Tagovailoa	10/17/21	at Jacksonville	47	33	329	2	1	32
Jay Fiedler	12/28/03	N.Y. JETS	29	21	328	1	1	59
Ryan Fitzpatrick	9/20/20	BUFFALO	47	31	328	2	0	27
Bob Griese	9/14/69	at Cincinnati	39	19	327	1	2	50
Dan Marino	11/18/91	BUFFALO	42	23	326	2	2	41
Dan Marino	9/7/97	TENNESSEE	43	24	324	0	0	50
* Dan Marino	1/12/91	at Buffalo	49	23	323	3	2	64t
Dan Marino	10/12/98	at Jacksonville	49	30	323	2	1	28
Ryan Fitzpatrick	11/17/19	BUFFALO	45	32	323	0	0	50
Don Strock	12/15/79	N.Y. JETS	41	26	322	1	2	38
Dan Marino	10/9/83	BUFFALO	29	19	322	3	2	63
Dan Marino	9/14/92	at Cleveland	35	25	322	1	0	47
Dan Marino	12/27/99	N.Y. JETS	52	29	322	3	3	32t
Chad Henne	12/27/09	HOUSTON	55	35	322	1	1	35
Dan Marino	10/14/84	HOUSTON	32	25	321	3	0	32
Dan Marino	10/6/91	at New England	38	25	321	2	0	34
Dan Marino	11/16/92	BUFFALO	33	22	321	2	1	55
Dan Marino	12/13/98	N.Y. JETS	57	30	321	1	1	31
Dan Marino	12/27/98	at Atlanta	36	21	320	1	2	50
Jay Fiedler	12/22/01	at New England	37	21	320	1	0	44
Ryan Fitzpatrick	12/29/19	at New England	41	28	320	1	0	28
Ryan Tannehill	9/15/13	at Indianapolis	34	23	319	1	0	67
Ryan Tannehill	9/25/16	Cleveland	39	25	319	3	2	42t
** Dan Marino	1/20/85	vs. San Francisco	50	29	318	1	2	30
Trent Green	9/23/07	at N.Y. Jets	36	23	318	1	1	43
Dan Marino	10/21/84	at New England	39	24	316	4	1	28
Tua Tagovailoa	12/13/20	KANSAS CITY	48	28	316	2	1	29t
Cleo Lemon	12/16/07	BALTIMORE	39	23	315	1	0	64t
Ryan Fitzpatrick	10/4/20	SEATTLE	45	29	315	0	2	26
Chad Pennington	10/26/08	BALTIMORE	30	22	314	1	0	64
Dan Marino	12/5/99	INDIANAPOLIS	38	24	313	3	1	33t
Dan Marino	11/20/94	at Pittsburgh	45	31	312	1	1	45
Ryan Tannehill	12/15/13	NEW ENGLAND	37	25	312	3	0	39t
Dan Marino	9/2/84	at Washington	28	21	311	5	0	74
Dan Marino	12/4/94	BUFFALO	42	25	311	3	3	45t
Jay Cutler	11/5/17	Oakland	42	34	311	3	0	27
Dan Marino	12/7/97	DETROIT	39	24	310	2	1	27t
Jay Fiedler	9/29/02	at Kansas City	45	29	310	1	4	38
Ryan Tannehill	11/24/13	CAROLINA	42	28	310	1	1	57
David Woodley	9/27/81	at Baltimore	30	19	309	2	0	48
John Stofa	12/18/66	HOUSTON	38	22	307	4	2	48t
Dan Marino	12/1/91	TAMPA BAY	32	20	307	2	0	51
Chad Henne	11/28/10	at Oakland	30	17	307	2	1	57t
Ryan Tannehill	10/6/13	BALTIMORE	40	21	307	1	0	49
Ryan Tannehill	11/8/15	at Buffalo	35	26	307	0	0	46
Bob Griese	10/17/76	KANSAS CITY	35	25	306	1	2	39
Chad Henne	10/4/10	NEW ENGLAND	38	28	305	2	3	28t
Dan Marino	12/4/88	INDIANAPOLIS	32	26	304	3	1	55
Dan Marino	11/30/86	ATLANTA	40	20	303	2	4	54t
Dan Marino	10/25/87	BUFFALO	36	24	303	4	0	25t
A.J. Feeley	12/5/04	BUFFALO	51	25	303	3	5	36
Dan Marino	10/20/85	TAMPA BAY	39	27	302	3	1	42
Dan Marino	9/28/86	SAN FRANCISCO	46	27	301	1	4	24
Dan Marino	12/10/89	NEW ENGLAND	32	21	300	0	1	36



DOLPHINS OUTSTANDING PERFORMANCES

GAMES OF 300+ PASSING YARDS

PLAYER	DATE	OPPONENT	ATT.	COMP.	YDS.	TD	INT.	LG
Ryan Tannehill	10/29/15	at New England	44	28	300	0	2	29

GAMES OF 100+ RECEIVING YARDS

PLAYER	DATE	OPPONENT	NO.	YDS.	TD	LG
Brian Hartline	9/30/12	at Arizona	12	253	1	80t
Chris Chambers	12/4/05	BUFFALO	15	238	1	57
Mark Duper	11/10/85	N.Y. JETS	8	217	2	60t
Irving Fryar	9/4/94	NEW ENGLAND	5	211	3	54t
Nat Moore	10/4/81	N.Y. JETS	7	210	2	52
Mark Duper	10/9/83	BUFFALO	7	202	2	63
Tyreek Hill	9/18/22	at Baltimore	11	190	2	60t
Duriel Harris	10/28/79	GREEN BAY	10	180	1	37t
Kenny Stills	11/19/17	TAMPA BAY	7	180	1	61t
Mark Duper	9/2/84	at Washington	6	178	2	74t
Mark Clayton	12/2/84	L.A. RAIDERS	9	177	2	64t
Ted Ginn, Jr.	10/26/08	BUFFALO	7	175	0	64
Mark Clayton	9/21/86	at N.Y. Jets	8	174	1	42
Mark Duper	9/23/84	INDIANAPOLIS	7	173	2	80t
Jaylen Waddle	9/18/22	at Baltimore	11	171	2	59
Mark Duper	12/20/87	WASHINGTON	6	170	3	59t
Tony Martin	10/10/99	at Indianapolis	10	166	1	40
Brandon Marshall	9/26/10	N.Y. JETS	10	166	1	40
Duriel Harris	10/25/81	at Dallas	6	165	0	45
Jarvis Landry	11/29/15	at N.Y. Jets	13	165	1	40
Jimmy Cefalo	10/25/81	at Dallas	5	164	1	69t
Mark Duper	9/30/84	at St. Louis	8	164	0	51
Bo Roberson	12/4/66	at Denver	6	161	0	71
Irving Fryar	9/25/94	at Minnesota	6	160	0	43
DeVante Parker	12/11/19	PHILADELPHIA	7	159	2	43t
Paul Warfield	11/14/71	PITTSBURGH	3	158	3	86t
Mark Duper	11/4/84	at N.Y. Jets	7	155	0	54
Albert Wilson	10/14/18	CHICAGO	6	155	2	75t
Mark Duper	9/21/86	at N.Y. Jets	7	154	2	46t
* O.J. McDuffie	12/30/95	at Buffalo	11	154	1	31
Mark Clayton	10/23/88	N.Y. JETS	10	153	2	45t
Oronde Gadsden	12/27/98	at Atlanta	9	153	0	50
Chris Chambers	12/28/03	N.Y. JETS	9	153	1	24
Mark Clayton	12/17/84	DALLAS	4	150	3	63t
* Mark Duper	1/6/85	PITTSBURGH	5	148	2	41t
Terry Kirby	12/19/93	Buffalo	9	148	1	30t
Paul Warfield	9/19/71	at Denver	6	146	1	36
Chris Chambers	1/2/05	at Baltimore	4	146	1	76t
Duriel Harris	11/8/81	at New England	8	145	0	55
Mark Duper	12/14/86	at L.A. Rams	5	145	3	69t
Nat Moore	12/17/77	BUFFALO	5	144	1	67
Mark Clayton	9/30/84	at St. Louis	5	143	1	42
Mark Clayton	9/7/86	at San Diego	5	143	2	49t
Brandon Marshall	12/24/11	at New England	6	143	1	47
Otto Stowe	11/27/72	ST. LOUIS	6	140	2	37t
* Paul Warfield	12/25/71	at Kansas City	7	140	0	42
Paul Warfield	11/17/74	BUFFALO	4	139	1	54
Fred Barnett	12/8/96	N.Y. GIANTS	4	139	0	66
Brandon Marshall	9/12/11	New England	7	139	0	31
Mark Clayton	9/1/91	at Buffalo	6	138	2	43t
Chris Chambers	12/15/02	OAKLAND	7	138	0	40
Patrick Cobbs	10/12/08	at Houston	3	138	2	80t
O.J. McDuffie	10/27/97	CHICAGO	7	137	0	55
DeVante Parker	12/29/19	at New England	8	137	0	28
Jaylen Waddle	11/28/21	CAROLINA	9	137	1	57
Lamar Thomas	12/21/98	DENVER	6	136	3	56t
O.J. McDuffie	9/7/97	TENNESSEE	8	135	0	50
Jarvis Landry	9/18/16	at New England	10	135	0	33
Kenny Stills	12/9/18	NEW ENGLAND	8	135	1	43



DOLPHINS OUTSTANDING PERFORMANCES

GAMES OF 100+ RECEIVING YARDS

PLAYER	DATE	OPPONENT	NO.	YDS.	TD	LG
DeVante Parker	11/17/19	BUFFALO	7	135	0	50
Mark Duper	10/30/83	L.A. RAMS	7	134	1	46t
Mark Duper	12/9/91	CINCINNATI	7	134	1	43t
DeVante Parker	10/25/18	at Houston	6	134	0	46
Paul Warfield	12/10/72	at N.Y. Giants	4	132	1	44
Mark Duper	10/23/88	N.Y. JETS	6	132	0	56
O.J. McDuffie	11/8/98	INDIANAPOLIS	9	132	2	61t
Mike Gesicki	9/20/20	BUFFALO	8	130	1	27
Mark Duper	10/15/89	at Cincinnati	5	129	0	41
Davone Bess	11/25/12	Seattle	7	129	0	39
Bo Roberson	9/18/66	at Buffalo	5	128	1	54t
Marlin Briscoe	11/12/72	NEW ENGLAND	4	128	2	51t
Mark Clayton	12/3/89	at Kansas City	9	128	1	47
Chris Chambers	10/24/04	ST. LOUIS	3	128	1	71t
Duriel Harris	10/9/77	at Baltimore	4	127	0	47
Nat Moore	9/30/79	at N.Y. Jets	8	127	1	36
Mark Clayton	12/9/84	at Indianapolis	9	127	1	32
Brandon Marshall	10/17/10	at Green Bay	10	127	0	23
Brian Hartline	12/1/13	at N.Y. Jets	9	127	1	31t
Mike Wallace	11/24/13	CAROLINA	5	127	1	57
Jack Clancy	12/3/67	at Houston	7	126	1	44t
* Paul Warfield	1/2/72	BALTIMORE	2	125	1	75t
Mark Clayton	11/12/89	at N.Y. Jets	4	125	1	78t
Mark Duper	10/7/90	N.Y. JETS	5	125	2	69t
Howard Twilley	11/3/68	at San Diego	7	124	1	38
Nat Moore	10/10/76	at Baltimore	3	124	1	67t
Chris Chambers	12/22/01	at New England	7	124	0	44
Mark Duper	9/13/87	at New England	9	123	2	26
Oronde Gadsden	10/10/99	at Indianapolis	4	123	1	62
Marty Booker	10/10/04	at New England	7	123	0	45
Davone Bess	9/30/12	at Arizona	7	123	0	21
Paul Warfield	10/10/70	at N.Y. Jets	5	122	1	40
Mark Clayton	11/3/85	at New England	7	122	0	39
Mark Clayton	10/29/89	at Buffalo	7	122	1	44t
Mel Baker	12/15/74	NEW ENGLAND	4	121	2	46t
Nat Moore	9/23/79	CHICAGO	5	121	0	36
Mark Duper	11/20/83	BALTIMORE	5	121	1	85t
O.J. McDuffie	10/20/96	at Philadelphia	7	121	2	36
Chris Chambers	12/11/05	at San Diego	8	121	2	35t
Chris Chambers	12/3/06	JACKSONVILLE	8	121	0	46
Paul Warfield	10/3/70	OAKLAND	3	120	2	54t
Tony Nathan	9/29/85	at Denver	10	120	0	73
Tony Martin	9/10/00	at Minnesota	6	120	0	44
Rishard Matthews	11/11/13	at Tampa Bay	11	120	2	19t
Jarvis Landry	9/25/16	Cleveland	7	120	1	42t
Duriel Harris	11/18/79	at Cleveland	4	119	0	51
Fred Banks	12/10/89	NEW ENGLAND	6	119	0	36
Oronde Gadsden	10/23/00	at N.Y. Jets	7	119	0	29
DeVante Parker	11/29/20	at N.Y. Jets	8	119	0	25
Tony Nathan	9/28/80	NEW ORLEANS	7	118	0	22
Mark Duper	10/16/88	SAN DIEGO	7	118	1	51
Fred Banks	12/12/88	CLEVELAND	6	118	0	46
* O.J. McDuffie	1/9/99	at Denver	9	118	0	23
Tony Martin	10/17/99	at New England	7	118	1	69t
Chris Chambers	9/7/03	HOUSTON	7	118	2	57t
Duriel Harris	9/9/79	SEATTLE	5	117	0	51
* Mark Duper	12/31/83	SEATTLE	9	117	1	32t
Ferrell Edmunds	11/27/88	at N.Y. Jets	2	117	1	80t
Mark Ingram	11/27/94	at N.Y. Jets	9	117	4	28t
Davone Bess	12/6/09	NEW ENGLAND	10	117	1	19
Duriel Harris	11/12/76	BALTIMORE	5	116	0	44
Duriel Harris	11/25/79	at Baltimore	7	116	2	31t
Mark Clayton	11/27/88	at N.Y. Jets	7	116	2	31t



DOLPHINS OUTSTANDING PERFORMANCES

GAMES OF 100+ RECEIVING YARDS

PLAYER	DATE	OPPONENT	NO.	YDS.	TD	LG
Oronde Gadsden	11/25/01	at Buffalo	8	116	0	42
DeVante Parker	1/3/21	at Buffalo	7	116	0	31
Mark Duper	11/30/86	ATLANTA	4	115	1	54t
Marty Booker	11/23/06	at Detroit	7	115	2	48
Mike Wallace	9/15/13	at Indianapolis	9	115	1	34
Rishard Matthews	9/20/15	at Jacksonville	6	115	0	48
Mike Gesicki	10/17/21	at Jacksonville	8	115	0	32
Jack Clancy	11/19/67	at Oakland	8	114	0	39
Nat Moore	9/25/77	at San Francisco	3	114	2	73t
Duriel Harris	11/30/81	PHILADELPHIA	9	114	1	39
* Tony Nathan	1/2/82	SAN DIEGO	9	114	1	32
Freddie Solomon	12/5/76	BUFFALO	5	114	1	53t
* Tony Nathan	1/6/85	PITTSBURGH	8	114	0	30
Oronde Gadsden	1/2/00	at Washington	9	114	1	26
Brian Hartline	9/8/13	at Cleveland	9	114	1	34t
Charles Clay	12/21/14	MINNESOTA	6	114	0	41
Joe Auer	9/17/67	DENVER	2	113	1	68t
Marlin Briscoe	9/15/74	at New England	9	113	1	20
Nat Moore	11/2/75	at Chicago	4	113	1	79t
Mark Duper	9/24/89	N.Y. JETS	6	113	0	26
* Mark Duper	1/12/91	at Buffalo	3	113	1	64t
Irving Fryar	11/20/94	at Pittsburgh	6	113	0	45
Irving Fryar	9/10/95	at New England	3	113	2	67t
Chris Chambers	11/11/01	at Indianapolis	3	113	2	74t
Rishard Matthews	9/27/15	BUFFALO	6	113	2	46t
Irving Fryar	11/13/94	CHICAGO	9	112	0	21
James McKnight	11/24/02	SAN DIEGO	3	111	1	77
Davone Bess	11/28/10	at Oakland	6	111	0	29
Greg Camarillo	11/2/08	at Denver	11	111	0	23
Brian Hartline	9/16/12	Oakland	9	111	0	21
Jarvis Landry	12/27/15	Indianapolis	7	111	0	26
DeVante Parker	12/22/19	CINCINNATI	5	111	1	51
Frank Jackson	12/18/66	HOUSTON	4	110	1	48t
Mark Clayton	10/7/84	at Pittsburgh	5	110	0	33
Mark Duper	11/2/86	HOUSTON	2	110	1	85t
Jim Jensen	11/6/88	at New England	12	110	0	17
Scott Schwedes	12/18/88	at Pittsburgh	4	110	0	42
Tony Martin	10/4/93	Washington	4	110	1	80t
Irving Fryar	12/4/94	BUFFALO	5	110	2	45t
Irving Fryar	9/3/95	N.Y. JETS	5	110	2	50t
O.J. McDuffie	11/23/97	at New England	9	110	0	27
Marty Booker	10/22/06	GREEN BAY	7	110	1	40
Greg Camarillo	12/13/09	at Jacksonville	7	110	0	24
Jarvis Landry	9/20/15	at Jacksonville	8	110	0	36
DeVante Parker	10/4/20	SEATTLE	10	110	0	21
Jim Kiick	10/26/69	BUFFALO	3	109	1	53t
Duriel Harris	9/11/83	NEW ENGLAND	4	109	1	64t
Nat Moore	9/29/85	at Denver	5	109	1	69t
Mark Clayton	10/19/86	L.A. RAIDERS	4	109	1	68t
Mark Duper	11/16/86	at Buffalo	7	109	1	27t
* Keith Jackson	1/8/95	at San Diego	8	109	2	31
Tony Martin	12/5/99	INDIANAPOLIS	6	109	1	33t
Chris Chambers	9/16/07	DALLAS	9	109	0	24
Greg Camarillo	12/16/07	BALTIMORE	3	109	1	64t
Brandon Marshall	10/17/11	at N.Y. Jets	6	109	0	46
Charles Clay	9/15/13	at Indianapolis	5	109	0	67
Paul Warfield	10/31/71	at L.A. Rams	3	108	1	74t
Mark Clayton	12/12/88	CLEVELAND	8	108	2	21
O.J. McDuffie	11/6/94	INDIANAPOLIS	7	108	1	28t
Ted Ginn, Jr.	9/21/09	INDIANAPOLIS	11	108	0	21
Jarvis Landry	12/17/16	at N.Y. Jets	3	108	1	66t
Mark Duper	12/2/85	CHICAGO	5	107	0	52
Scott Schwedes	11/12/89	at N.Y. Jets	3	107	1	65t



DOLPHINS OUTSTANDING PERFORMANCES

GAMES OF 100+ RECEIVING YARDS

PLAYER	DATE	OPPONENT	NO.	YDS.	TD	LG
Terry Kirby	12/13/93	Pittsburgh	7	107	0	47
Anthony Fasano	11/14/10	TENNESSEE	5	107	1	31
Brian Hartline	11/4/12	at Indianapolis	8	107	0	35
Jakeem Grant Sr.	12/24/17	at Kansas City	4	107	1	65t
Larry Seiple	11/16/69	at Buffalo	8	106	0	25
Nat Moore	10/17/76	KANSAS CITY	5	106	0	39
* Duriel Harris	1/2/82	SAN DIEGO	6	106	0	34
Mark Clayton	10/28/84	BUFFALO	3	106	2	65t
Mark Clayton	9/15/85	INDIANAPOLIS	8	106	1	26
Tony Martin	12/1/91	TAMPA BAY	5	106	1	51
Mark Duper	12/15/91	at San Diego	8	106	0	39
O.J. McDuffie	11/10/96	INDIANAPOLIS	6	106	1	36
Charles Jordan	11/30/97	at Oakland	5	106	2	44t
Brandon Marshall	12/19/10	BUFFALO	11	106	1	16
Brandon Marshall	11/6/11	at Kansas City	8	106	1	30
DeVante Parker	1/3/16	NEW ENGLAND	5	106	1	46
DeVante Parker	9/18/16	at New England	8	106	0	28
Kenny Stills	9/9/18	TENNESSEE	4	106	2	75t
Preston Williams	10/11/20	at San Francisco	4	106	1	47
Nat Moore	11/4/84	at N.Y. Jets	5	105	1	37t
Andre Brown	10/29/89	at Buffalo	5	105	1	44t
O.J. McDuffie	12/13/98	N.Y. JETS	11	105	1	20
Mike Wallace	10/6/13	BALTIMORE	7	105	0	49
Mike Wallace	12/15/13	NEW ENGLAND	6	105	1	39
Joe Auer	11/27/66	NEW ENGLAND	5	104	1	22
Karl Noonan	9/14/68	HOUSTON	7	104	1	44
Paul Warfield	10/3/71	N.Y. JETS	4	104	0	-
Paul Warfield	9/15/74	at New England	5	104	0	39
Howard Twilley	10/17/76	KANSAS CITY	8	104	1	20
Mark Clayton	12/13/87	at Philadelphia	7	104	2	21
Tony Martin	10/13/91	at Kansas City	4	104	0	54
Chris Chambers	11/7/04	ARIZONA	7	104	0	30
Marty Booker	9/11/05	DENVER	5	104	1	60t
Mike Wallace	12/14/14	at New England	5	104	1	50
Paul Warfield	12/15/73	DETROIT	6	103	4	29
Irving Fryar	9/26/93	at Buffalo	7	103	1	36t
Mark Ingram	10/31/93	Kansas city	4	103	1	77t
Irving Fryar	11/7/93	at N. Y. Jets	6	103	1	65t
Irving Fryar	11/27/94	at N.Y. Jets	5	103	0	25
Oronde Gadsden	12/5/99	INDIANAPOLIS	6	103	1	24t
Chris Chambers	11/21/04	at Seattle	9	103	1	28
Marty Booker	12/10/06	NEW ENGLAND	8	103	1	32t
Brandon Marshall	11/24/11	at Dallas	5	103	1	39
DeVante Parker	11/13/16	at San Diego	5	103	0	56
Jarvis Landry	12/11/16	ARIZONA	4	103	0	71
Jack Clancy	10/8/67	KANSAS CITY	6	102	0	28
Larry Seiple	11/2/69	at N.Y. Jets	7	102	2	29t
Nat Moore	11/9/75	N.Y. JETS	4	102	0	63
Nat Moore	12/15/79	N.Y. JETS	5	102	0	34
Tony Nathan	11/20/80	SAN DIEGO	7	102	1	20
Mark Duper	9/28/86	SAN FRANCISCO	7	102	0	24
Mark Duper	10/5/86	at New England	4	102	0	45
Mark Clayton	12/10/89	NEW ENGLAND	6	102	0	34
Mark Clayton	12/24/89	KANSAS CITY	6	102	1	35
O.J. McDuffie	11/29/98	NEW ORLEANS	9	102	3	22t
Tony Martin	12/27/99	N.Y. JETS	6	102	1	32t
Oronde Gadsden	11/4/01	CAROLINA	5	102	0	61
Chris Chambers	9/29/02	at Kansas City	6	102	0	38
Randy McMichael	10/19/03	NEW ENGLAND	8	102	0	22
Marty Booker	11/13/05	NEW ENGLAND	5	102	0	35
Brandon Marshall	12/26/10	DETROIT	10	102	0	14
* Jarvis Landry	1/8/17	at Pittsburgh	11	102	0	17
Jim Mandich	9/29/74	at San Diego	4	101	0	44



DOLPHINS OUTSTANDING PERFORMANCES

GAMES OF 100+ RECEIVING YARDS

PLAYER	DATE	OPPONENT	NO.	YDS.	TD	LG
* Tony Nathan	1/4/86	CLEVELAND	10	101	0	39
Tony Nathan	9/28/86	SAN FRANCISCO	10	101	0	18
Mark Duper	10/19/86	L.A. RAIDERS	5	101	0	44
Tony Martin	9/13/99	at Denver	4	101	0	40
Chris Chambers	11/25/01	at Buffalo	5	101	2	32t
Chris Chambers	11/27/05	at Oakland	6	101	0	24
Chris Chambers	9/23/07	at N.Y. Jets	6	101	0	26
Mark Duper	11/1/87	PITTSBURGH	5	100	1	50t
Mark Clayton	9/29/91	at N.Y. Jets	7	100	1	25
Mark Duper	11/16/92	BUFFALO	5	100	0	55
Keith Jackson	9/18/94	N.Y. JETS	6	100	0	35
Charles Jordan	9/14/97	at Green Bay	4	100	1	44
Kenny Stills	10/23/16	BUFFALO	5	100	1	66t

GAMES OF 100+ RUSHING YARDS

PLAYER	DATE	OPPONENT	ATT.	YDS.	TD	LG
Ricky Williams	12/1/02	at Buffalo	27	228	2	55t
Ricky Williams	12/9/02	CHICAGO	31	216	2	63t
Jay Ajayi	10/23/16	BUFFALO	28	214	1	53
* Lamar Smith	12/30/00	INDIANAPOLIS	40	209	2	24
Jay Ajayi	12/24/16	at Buffalo	32	206	1	57
Jay Ajayi	10/16/16	PITTSBURGH	25	204	2	62t
Reggie Bush	12/18/11	at Buffalo	25	203	1	76t
+ Mercury Morris	9/30/73	NEW ENGLAND	15	197	3	70t
Ricky Williams	12/29/02	at New England	31	185	2	30
Lamar Miller	12/28/14	N.Y. JETS	19	178	1	97t
Lamar Miller	10/25/15	HOUSTON	14	175	1	85t
Gary Davis	12/17/77	BUFFALO	26	172	1	60t
Ricky Williams	12/24/05	TENNESSEE	26	172	1	35
Reggie Bush	9/16/12	Oakland	26	172	2	65t
Troy Stradford	11/22/87	at Dallas	17	169	1	51
Sammie Smith	9/9/90	at New England	23	159	1	27
Lamar Smith	1/6/02	BUFFALO	30	158	1	25
Ronnie Brown	11/5/06	at Chicago	29	157	0	27
Lamar Smith	10/23/00	at N.Y. Jets	23	155	2	68t
Ricky Williams	9/21/03	BUFFALO	42	153	1	21
Karim Abdul-Jabbar	12/22/96	at N.Y. Jets	30	152	1	17t
Abner Haynes	9/17/67	DENVER	12	151	2	65t
Delvin Williams	11/9/80	at Los Angeles	12	151	0	65
Ricky Williams	9/22/02	N.Y. JETS	24	151	1	53t
Bernie Parmalee	10/16/94	L.A. RAIDERS	30	150	0	26
Lorenzo Hampton	11/24/86	N.Y. JETS	19	148	2	54t
Mark Higgs	9/1/91	at Buffalo	30	146	1	20
** Larry Csonka	1/13/74	vs. Minnesota	33	145	2	14t
Lamar Smith	9/3/00	SEATTLE	27	145	1	36
Mercury Morris	11/11/73	BALTIMORE	12	144	2	53t
Delvin Williams	11/12/78	at Buffalo	26	144	2	26t
Lamar Smith	10/7/01	NEW ENGLAND	29	144	1	17
Ricky Williams	11/24/02	SAN DIEGO	29	143	2	19
Leroy Harris	12/5/77	BALTIMORE	17	140	1	77t
Benny Malone	10/9/77	at Baltimore	12	139	2	62t
Larry Csonka	10/24/71	at N.Y. Jets	20	137	2	21t
Ronnie Brown	9/21/09	INDIANAPOLIS	24	136	2	19
Delvin Williams	9/17/78	BUFFALO	24	135	1	18t
Ronnie Brown	9/30/07	OAKLAND	15	134	1	60
Knowshon Moreno	9/7/14	NEW ENGLAND	24	134	1	15
Ricky Williams	9/15/02	at Indianapolis	24	132	0	19
Ronnie Brown	9/25/05	CAROLINA	23	132	1	58
Mark Higgs	12/1/91	TAMPA BAY	25	131	1	19t
Jay Ajayi	10/15/17	at Atlanta	26	130	0	18
Andra Franklin	12/5/82	MINNESOTA	28	129	1	12t
Bernie Parmalee	12/12/94	KANSAS CITY	19	127	1	47t
Karim Abdul-Jabbar	11/15/98	at Carolina	25	127	1	30
Ronnie Brown	10/15/06	at N.Y. Jets	22	127	1	26



DOLPHINS OUTSTANDING PERFORMANCES

GAMES OF 100+ RUSHING YARDS

PLAYER	DATE	OPPONENT	ATT.	YDS.	TD	LG
Mercury Morris	10/5/75	at Green Bay	31	125	0	11
Lamar Smith	11/5/00	at Detroit	24	125	2	46t
Ricky Williams	9/14/03	at N.Y. Jets	34	125	1	22
Ronnie Brown	10/5/08	SAN DIEGO	24	125	1	13
Mercury Morris	10/26/75	at Buffalo	20	124	0	35
Karim Abdul-Jabbar	9/15/96	N.Y. JETS	23	124	2	29
Jesse Chatman	11/11/07	BUFFALO	27	124	0	23
Larry Csonka	12/2/74	CINCINNATI	24	123	0	24
Sammie Smith	11/5/89	Indianapolis	25	123	0	25
Bernie Parmalee	10/30/94	at New England	25	123	0	17
Sammy Morris	12/10/06	NEW ENGLAND	25	123	1	44
Kalen Ballage	12/16/18	at Minnesota	12	123	1	75t
Jay Ajayi	9/17/17	at L.A. Chargers	28	122	0	20
Salvon Ahmed	12/20/20	NEW ENGLAND	22	122	1	31
Larry Csonka	11/9/69	at Boston	16	121	1	54t
Jim Kiick	10/24/71	at N.Y. Jets	17	121	0	24
Don Nottingham	9/28/75	at New England	16	120	1	40t
Troy Stradford	12/7/87	N.Y. JETS	30	120	3	21
Bernie Parmalee	10/22/95	at N.Y. Jets	24	120	0	25
Kenyan Drake	12/3/17	DENVER	23	120	1	42t
Benny Malone	10/31/76	NEW ENGLAND	21	119	0	17
Delvin Williams	9/3/78	at N.Y. Jets	11	119	1	58t
Tony Nathan	12/6/81	NEW ENGLAND	17	119	0	24
Ricky Williams	11/19/09	at Carolina	22	119	2	46t
Larry Csonka	9/17/72	at Kansas City	21	118	1	17t
Benny Malone	10/24/76	at Tampa Bay	22	118	1	28
* Larry Csonka	12/30/73	OAKLAND	29	117	3	15
Duke Johnson	1/9/22	NEW ENGLAND	25	117	1	27
Mercury Morris	11/7/71	BUFFALO	13	116	1	45
Delvin Williams	10/22/78	at New England	19	116	1	24
Larry Csonka	12/6/70	NEW ENGLAND	21	115	1	30
Karim Abdul-Jabbar	9/1/96	NEW ENGLAND	26	115	1	14
Ronnie Brown	12/31/06	at Indianapolis	21	115	0	47
Ronnie Brown	10/4/09	BUFFALO	20	115	2	38
Ricky Williams	11/29/09	at Buffalo	27	115	1	11
Larry Csonka	11/27/72	ST. LOUIS	16	114	0	20
Larry Csonka	10/15/73	at Cleveland	21	114	2	13
* Larry Csonka	12/21/74	at Oakland	24	114	0	26
Mercury Morris	10/19/75	at N.Y. Jets	16	114	1	49
Mark Higgs	10/24/93	Indianapolis	17	114	0	31
Ronnie Brown	10/7/07	at Houston	23	114	1	22
Kenyan Drake	12/11/17	NEW ENGLAND	25	114	0	31
Mercury Morris	12/3/72	at New England	15	113	0	20
Ronnie Brown	9/21/08	at New England	17	113	4	62t
Reggie Bush	12/24/11	at New England	22	113	0	12
Lamar Miller	10/18/15	at Tennessee	19	113	1	22
Lamar Miller	12/6/15	BALTIMORE	20	113	0	22
** Larry Csonka	1/14/73	vs. Washington	15	112	0	22
* Andra Franklin	1/8/83	NEW ENGLAND	26	112	1	13
Ronnie Brown	9/23/07	at N.Y. Jets	23	112	2	13
Jim Kiick	11/10/68	at Buffalo	23	111	1	25t
Benny Malone	10/3/76	L.A. RAMS	19	111	1	20
Mark Higgs	9/8/91	INDIANAPOLIS	27	111	0	24
Mark Higgs	9/20/92	L.A. RAMS	23	111	0	12
Ricky Williams	9/8/02	DETROIT	20	111	2	37
Ricky Williams	12/21/03	at Buffalo	29	111	0	22
Jay Ajayi	11/6/16	N.Y. JETS	24	111	1	20t
Troy Stradford	11/1/87	PITTSBURGH	19	110	1	13
Ronnie Brown	12/25/06	N.Y. JETS	18	110	0	17
Lorenzo Hampton	12/22/86	NEW ENGLAND	13	109	0	20
Larry Csonka	11/30/70	at Atlanta	19	108	1	18
Jim Kiick	9/26/71	at Buffalo	20	108	0	16
Benny Malone	11/3/74	ATLANTA	24	108	1	14
Leroy Harris	11/20/77	at Cincinnati	20	108	0	16
Sammie Smith	12/30/90	INDIANAPOLIS	29	108	1	13



DOLPHINS OUTSTANDING PERFORMANCES

GAMES OF 100+ RUSHING YARDS

PLAYER	DATE	OPPONENT	ATT.	YDS.	TD	LG
Mark Higgs	11/21/93	New England	19	108	0	29
Karim Abdul-Jabbar	10/19/97	at Baltimore	22	108	3	15
Karim Abdul-Jabbar	9/6/98	at Indianapolis	23	108	1	16
Karim Abdul-Jabbar	9/20/98	PITTSBURGH	33	108	1	18
Ricky Williams	1/1/06	at New England	28	108	1	09
Ricky Williams	12/13/09	at Jacksonville	28	108	1	12
Lamar Miller	9/21/14	KANSAS CITY	15	108	0	24
Larry Csonka	10/22/72	BUFFALO	18	107	1	21
Mercury Morris	11/19/72	N.Y. JETS	23	107	2	20t
Larry Csonka	11/4/73	at N.Y. Jets	19	107	0	16
Norm Bulaich	9/13/76	at Buffalo	19	107	0	26
Delvin Williams	10/9/78	CINCINNATI	24	107	0	19
Andra Franklin	12/12/82	at New England	23	107	0	15
Mark Higgs	11/8/92	at Indianapolis	20	107	1	22
Lamar Smith	12/10/01	INDIANAPOLIS	28	107	0	17
Ricky Williams	11/23/03	WASHINGTON	23	107	2	24t
Ricky Williams	12/15/03	PHILADELPHIA	18	107	1	45
Daniel Thomas	9/18/11	Houston	18	107	0	14
Duke Johnson	12/19/21	N.Y. Jets	22	107	2	12
Jim Kiick	11/2/69	at N.Y. Jets	15	106	0	27
Mercury Morris	11/5/72	at Buffalo	11	106	2	33
* Mercury Morris	12/23/73	CINCINNATI	20	106	1	25
Larry Csonka	9/29/74	at San Diego	21	106	2	14
J.J. Johnson	11/21/99	NEW ENGLAND	31	106	1	14
Ronnie Brown	10/30/05	at New Orleans	23	106	0	35
Benny Malone	10/16/77	N.Y. JETS	22	105	1	15t
Joe Carter	10/14/84	HOUSTON	13	105	1	25
Ricky Williams	10/6/02	NEW ENGLAND	36	105	0	12
Ricky Williams	11/16/03	BALTIMORE	36	105	0	16
Ricky Williams	11/9/08	SEATTLE	12	105	1	51t
Lamar Miller	10/31/13	CINCINNATI	16	105	0	41
Daniel Thomas	12/8/13	at Pittsburgh	16	105	1	55
Jim Kiick	10/6/68	at Houston	26	104	0	12
Larry Csonka	11/29/71	CHICAGO	16	104	1	19
Larry Csonka	9/16/73	SAN FRANCISCO	22	104	0	25
Benny Malone	10/27/74	BALTIMORE	19	104	1	23t
Benny Malone	12/8/74	at Baltimore	17	104	0	17
Gary Davis	11/24/77	at St. Louis	20	104	0	16
Karim Abdul-Jabbar	11/3/96	at New England	29	104	2	15
Ricky Williams	11/27/03	at Dallas	31	104	0	15
Reggie Bush	12/16/12	Jacksonville	21	104	0	53
Larry Csonka	9/26/71	at Buffalo	20	103	1	17
Andra Franklin	9/12/82	at N.Y. Jets	28	103	2	18
Bernie Parmalee	11/5/95	at San Diego	19	103	0	40
Karim Abdul-Jabbar	11/9/97	N.Y. JETS	25	103	2	13
Reggie Bush	10/30/11	at N.Y. Giants	15	103	0	35
Reggie Bush	12/11/11	Philadelphia	14	103	0	16
Larry Csonka	10/8/72	at N.Y. Jets	18	102	0	15
Don Nottingham	10/27/74	BALTIMORE	19	102	1	24
Don Nottingham	10/5/75	at Green Bay	21	102	3	14
Bernie Parmalee	11/26/95	at Indianapolis	20	102	0	15
Ricky Williams	11/17/02	BALTIMORE	26	102	2	18
Ricky Williams	11/15/09	TAMPA BAY	20	102	0	27
Andra Franklin	11/1/81	BALTIMORE	23	101	0	15
Ricky Williams	12/15/02	OAKLAND	27	101	0	16
Ronnie Brown	10/14/07	at Cleveland	19	101	0	15
Ronnie Brown	11/16/08	OAKLAND	16	101	0	21
Frank Gore	10/14/18	CHICAGO	15	101	0	32
Mercury Morris	10/28/73	at New England	14	100	1	11
Terry Kirby	9/18/94	N.Y. JETS	15	100	1	30
Lamar Smith	12/3/00	at Buffalo	28	100	0	22
Reggie Bush	12/4/11	Oakland	22	100	1	29

* Playoff game

** Super Bowl

+ Single-game record by two rushers, 277 yards; includes Larry Csonka 18 for 80.



OPPONENT INDIVIDUAL RECORDS

The following individual records relate solely to play against the Miami Dolphins. They include National Football League regular-season statistics only – with the exception of those single-game records marked by "*" or "**"

* - Playoff Game

** - Super Bowl

SERVICE

MOST GAMES PLAYED

36	Tom Brady, NE (2001-19), TB (2021)
32	Pat Leahy, N.Y. Jets (1974-91)
28	Andre Reed, Buffalo (1985-99)
28	Jim Ritcher, Buffalo (1980-95)
28	Bruce Smith, Buff., Wash. (1985-03)

RUSHING

MOST RUSHING YARDS

CAREER

1,620	Thurman Thomas, Buffalo (20 games), 364 att.
1,507	Freeman McNeil, N.Y. Jets (21 games), 281 att.
1,507	Curtis Martin, N.E., N.Y. Jets (20 games), 409 att.
1,177	O.J. Simpson, Buffalo (16 games), 240 att.
1,065	Eric Dickerson, L.A. Rams, Ind., L.A. Raiders (11 games), 231 att.

GAME

203	O.J. Simpson, Buffalo (12/5/76 at Miami), 24 att.
203	Rueben Mayes, New Orleans (12/7/86 at New Orleans), 28 att.
199	Earl Campbell, Houston (11/20/78 at Houston), 28 att.
*199	Terrell Davis, Denver (1/9/99 at Denver), 21 att.
179	Justin Fargas, Oakland (9/30/07 at Miami), 22 att.

MOST RUSHING ATTEMPTS

CAREER

409	Curtis Martin, N.E., N.Y. Jets (20 games)
364	Thurman Thomas, Buffalo (20 games)
281	Freeman McNeil, N.Y. Jets (21 games)
240	O.J. Simpson, Buffalo (16 games)
235	Lydell Mitchell, S.D., Balt. (12 games)

GAME

**38	John Riggins, Washington (1/30/83 at Pasadena), 166 yards
38	Lee Suggs, Cleveland (12/26/04 at Miami), 143 yards
36	James Jones, Detroit (10/27/85 at Detroit), 114 yards
36	Curtis Martin, N.Y. Jets (10/4/98 at New York), 108 yards
35	Lydell Mitchell, Baltimore (12/9/73 at Baltimore), 104 yards
35	Thurman Thomas, Buffalo (12/17/95 at Buffalo), 148 yards
35	Travis Henry, Buffalo (12/1/02 at Buffalo), 151 yards

MOST RUSHING TOUCHDOWNS

CAREER

13	Curtis Martin, N.E., N.Y. Jets (20 games)
9	Jim Nance, Boston, N.Y. Jets (12 games)
8	Thurman Thomas, Buffalo (20 games)
7	Marcus Allen, Oak./L.A. Raiders, K.C.

GAME

4	Earl Campbell, Houston (11/20/78 at Houston), 28 att.
3	Paul Robinson, Cincinnati (11/17/68 at Cincinnati), 28 att.

3	Don McCauley, Baltimore (11/23/75 at Miami)
3	Marcus Allen, L.A. Raiders (12/2/84 at Miami)
3	Merril Hoge, Pittsburgh (11/26/89 at Miami)
3	Ernest Byner, Washington (12/2/90 at Washington)
3	Rod Bernstine, San Diego (12/15/91 at San Diego)
3	Kenneth Davis, Buffalo (12/19/93 at Miami)
3	Natronne Means, San Diego (12/27/93 at San Diego)
3	Curtis Martin, New England (11/3/96 at New England)
3	Daunte Culpepper, Oakland (9/30/07 at Miami)

HIGHEST RUSHING AVERAGE

CAREER (min: 75 att.)

5.4	Freeman McNeil, N.Y. Jets (21 games), 281/1,507 yards
5.1	Jim Nance, Bos./NYJ (12 games), 183/933 yards
5.02	Mosi Tatupu, New England (25 games), 90/452 yards
5.01	Hoyle Granger, Houston (9 games), 142/712 yards
5.00	Earl Campbell, Houston (4 games), 107/535 yards

GAME (min: 10 att.)

11.3	Colin Kaepernick, San Francisco (11/27/16 at Miami), 10/113 yards
11.1	Laurence Maroney, New England (12/23/07 at New England), 14/156 yards
10.4	Curtis Brown, Buffalo (11/12/78 at Buffalo), 11/114 yards
10.2	Johnny Hector, N.Y. Jets (12/22/91 at Miami), 13/132 yards
*10.1	Ernest Byner, Cleveland (1/4/86 at Miami), 16/161 yards

MOST 100-YARD RUSHING GAMES

7	Eric Dickerson, L.A. Rams, Ind., L.A. (11 games)
6	Thurman Thomas, Buffalo (20 games)
5	Freeman McNeil, N.Y. Jets (21 games)
5	Jim Nance, Bost., N.Y. Jets (12 games)
5	Curtis Martin, N.E., N.Y. Jets (20 games)

LONGEST RUNS FROM SCRIMMAGE

*90t	Fred Taylor, Jacksonville (1/15/00 at Jacksonville)
81t	Earl Campbell, Houston (11/20/78 at Houston)
80t	Carl Garrett, Boston (11/9/69 at Boston)
77t	Fred Taylor, Jacksonville (10/12/98 at Jacksonville)
76t	Robert Holmes, Kansas City (9/28/68 at Miami)
75t	O.J. Simpson, Buffalo (12/5/76 at Miami)
75t	Reuben Droughns, Cleveland (11/20/05 at Cleveland)
71	Kerryon Johnson, Detroit (10/21/18 at Miami)
70t	Ahman Green, Green Bay (10/22/06 at Miami)

PASSING

MOST PASSING YARDS

CAREER

8,596	Tom Brady, NE, TB (36 games)
5,397	Drew Bledsoe, NE, Buff. (22 games)
4,902	Joe Ferguson, Buff., TB, Ind. (25 games)
4,560	Jim Kelly, Buffalo (20 games)
3,837	Ken O'Brien, N.Y. Jets, Phil. (17 games)



OPPONENT INDIVIDUAL RECORDS

GAME

517	Tom Brady, New England (9/12/11 at Miami), 32 of 48
479	Ken O'Brien, N.Y. Jets (9/21/86 at New York), 29 of 43
436	James Harris, L.A. Rams (10/3/76 at Miami), 17 of 29
*433	Dan Fouts, San Diego (1/2/82 at Miami), 33 of 53
433	Andrew Luck, Indianapolis (11/4/12 at Indianapolis), 30 of 48

MOST PASS ATTEMPTS

CAREER

1,170	Tom Brady, NE, TB (36 games)
765	Drew Bledsoe, N.E., Buff. (22 games)
722	Joe Ferguson, Buff., T.B., Ind. (25 games)
621	Jim Kelly, Buffalo (20 games)
521	Steve Grogan, New England (22 games)

GAME

61	Jared Goff, L.A. Rams (11/1/20 at Miami), 35 completions
59	Vinny Testaverde, N.Y. Jets (10/23/00 at New York), 36 completions
56	Dan Fouts, San Diego (11/18/84 at San Diego), 37 completions
56	Tom Brady, New England (9/7/14 at Miami), 29 completions
56	Andy Dalton, Cincinnati (12/22/19 at Miami), 33 completions

MOST PASS COMPLETIONS

CAREER

717	Tom Brady, NE, TB (36 games)
418	Joe Ferguson, Buff., T.B., Ind. (25 games)
412	Drew Bledsoe, N.E., Buff. (22 games)
388	Jim Kelly, Buffalo (20 games)
303	Ken O'Brien, N.Y. Jets, Phil. (17 games)

GAME

38	Joe Ferguson, Buffalo (10/9/83 at Miami), 55 att.
37	Dan Fouts, San Diego (11/18/84 at San Diego), 56 att.
36	Vinny Testaverde, N.Y. Jets (10/23/00 at New York), 59 att.
36	Joe Flacco, Baltimore (12/4/16 at Baltimore), 47 att.
35	Drew Brees, San Diego (12/11/05 at San Diego), 52 att.
35	Jared Goff, L.A. Rams (11/1/20 at Miami), 61 att.

MOST CONSECUTIVE PASS COMPLETIONS

15	Steve DeBerg, San Francisco (11/16/80 at Miami)
----	---

MOST TOUCHDOWN PASSES

CAREER

72	Tom Brady, NE, TB (36 games)
30	Drew Bledsoe, N.E., Buff. (22 games)
26	Joe Ferguson, Buff., T.B., Ind. (25 games)
25	Ken O'Brien, N.Y. Jets, Phil. (17 games)
24	Jim Kelly, Buffalo (20 games)

GAME

6	Tom Brady, New England (10/21/07 at Miami)
5	Len Dawson, Kansas City (10/8/67 at Kansas City)
5	Babe Parilli, Boston (10/15/67 at Boston)
5	Joe Ferguson, Buffalo (10/9/83 at Miami)
5	Vinny Testaverde, N.Y. Jets (10/23/00 at New York)
5	Trent Green, Kansas City (9/29/02 at Kansas City)

5	Deshaun Watson, Houston (10/25/18 at Houston)
5	Lamar Jackson, Baltimore (9/8/19 at Miami)
5	Tom Brady, Tampa Bay (10/10/21 at Tampa Bay)

MOST PASSES HAD INTERCEPTED

CAREER

33	Joe Ferguson, Buff., T.B., Ind. (25 games)
29	Drew Bledsoe, NE, Buff. (22 games)
27	Tom Brady, NE, TB (36 games)
25	Richard Todd, N.Y. Jets (14 games)
25	Steve Grogan, New England (22 games)

GAME

6	Joe Namath, N.Y. Jets (10/19/75 at New York), 24 att.
6	Donald Hollas, Oakland (12/6/98 at Oakland), 31 att.
*5	Mike Phipps, Cleveland (12/24/72 at Miami), 23 att.
5	Bill Troup, Baltimore (9/10/78 at Baltimore), 33 att.
5	Ken Stabler, Oakland (12/10/78 at Miami), 36 att.
5	Joe Ferguson, Buffalo (9/7/80 at Buffalo), 32 att.
5	Joe Ferguson, Buffalo (11/21/82 at Buffalo), 28 att.
*5	Dan Fouts, San Diego (1/6/83 at Miami), 34 att.
*5	Richard Todd, N.Y. Jets (11/23/83 at Miami), 37 att.
5	Richard Todd, N.Y. Jets (10/16/83 at New York), 26 att.
5	Drew Bledsoe, New England (11/21/99 at Miami), 34 att.

HIGHEST COMPLETION PERCENTAGE

CAREER (min: 100 attempts)

69.9	Troy Aikman, Dallas (four games), 102 of 146 att.
69.2	Russell Wilson, Seattle (three games), 72 of 104 att.
68.9	Warren Moon, Hou., Minn. (six games), 102 of 148 att.
68.3	Eli Manning, NYG, (four games), 86 of 126 att.
67.6	Drew Brees, SD, NO (six games), 150 of 222 att.

GAME (min: 20 attempts)

87.1	Eli Manning, N.Y. Giants (12/14/15 at Miami), 27 of 31
85.7	Ben Roethlisberger, Pittsburgh (11/26/07 at Pittsburgh), 18 of 21
85.0	Lamar Jackson, Baltimore (9/8/19 at Miami), 17 of 20
84.0	Tom Brady, New England (10/21/07 at Miami), 21 of 25
82.6	Warren Moon, Houston (10/1/89 at Houston), 19 of 23

MOST 300-YARD PASSING GAMES

CAREER

9	Tom Brady, NE, TB (36 games)
6	Drew Bledsoe, N.E., Buff. (22 games)
6	Philip Rivers, San Diego/LA. Chargers (nine games)
4	Derek Carr, Oakland/Las Vegas (five games)
3	Ken O'Brien, N.Y. Jets, Phil. (16 games)
3	Joe Ferguson, Buff., T.B., Ind. (25 games)
3	Jim Kelly, Buffalo (20 games)
3	Vinny Testaverde, TB., Clev., Bal., N.Y. Jets (11 games)
3	Andrew Luck, Indianapolis (three games)

LONGEST PASS PLAYS

99t	Tom Brady to Wes Welker (9/12/11 vs. New England)
93t	Mike Livingston to Otis Taylor, 79 yards; lateral to Robert Holmes, 14 yards (10/19/69 at Kansas City)
92t	Joe Ferguson to Frank Lewis (9/17/78 vs. Buffalo)
89t	Len Dawson to Otis Taylor (11/13/66 at Kansas City)
89t	Joe Namath to Richard Caster (10/7/74 at N.Y. Jets)
87t	Charlie Batch to Heath Miller (9/7/06 at Pittsburgh)
86t	Aaron Rodgers to Greg Jennings (10/17/10 at Green Bay)



OPPONENT INDIVIDUAL RECORDS

85t	Derek Carr to Nelson Agholor (12/26/20 at Las Vegas)
84t	Drew Bledsoe to Ben Coates (1/13/96 at New England)
84t	Eli Manning to Odell Beckham Jr. (12/14/15 vs. N.Y. Giants)
83t	Jim Kelly to Andre Reed (12/4/94 vs. Buffalo)
83t	Lamar Jackson to Marquise Brown (9/8/19 vs. Baltimore)
*82t	Daryle Lamonica to Rod Sherman (12/27/70 at Oakland)
82t	Dan Pastorini to Charlie Joiner (9/24/72 vs. Houston)
82t	Tom Brady to Troy Brown (10/19/03 vs. New England)
81t	Tom Brady to Sam Aiken (12/6/09 vs. New England)
80t	Sam Wyche to Bob Trumpy (11/17/68 vs. Cincinnati)
80t	Ken Anderson to Isaac Curtis (11/28/83 vs. Cincinnati)
80t	Warren Moon to Butch Woolfolk (9/8/85 at Houston)
80t	Mike Pagel to Wayne Capers (11/17/85 at Indianapolis)
80t	John Friesz to Brian Blades (10/6/96 vs. Seattle)
80t	Alex Van Pelt to Eric Moulds (11/25/01 at Buffalo)
80t	Peyton Manning to Dallas Clark (9/21/09 vs. Indianapolis)

GAME

4	Jimmie Giles, Tampa Bay (10/20/85 at Miami)
4	Wesley Walker, N.Y. Jets (9/21/86 at New York)
4	Irving Fryar, Philadelphia (10/20/96 at Philadelphia)
3	18 times; last by Danny Woodhead, San Diego (12/20/15 at San Diego)

HIGHEST RECEIVING AVERAGE

CAREER (min: 40 receptions)

20.2	Stanley Morgan, N.E., Ind. (25 games), 68/1,371 yards
19.2	Lee Evans, Buff. (13 games), 43/827 yards
19.2	Wesley Walker, N.Y. Jets (19 games), 70/1,342 yards
18.0	Frank Lewis, Pit., Buff (14 games), 46/380 yards
17.3	Shawn Jefferson, S.D., N.E. (12 games), 42/726 yards

GAME (min: 3 receptions)

43.3	Theo Bell, Pittsburgh (11/30/80 at Pittsburgh), 4/173 yards
40.0	Butch Woolfolk, Houston (9/8/85 at Houston), 3/120 yards
39.0	Richard Caster, N.Y. Jets (10/7/74 at Miami), 3/117 yards
38.0	Stanley Morgan, New England (10/21/84 at New England), 3/114 yards

RECEIVING

MOST RECEPTIONS

CAREER

122	Andre Reed, Buffalo (28 games)
99	Wes Welker, N.E., Den. (12 games)
84	Marvin Harrison, Indianapolis (15 games)
78	Al Toon, N.Y. Jets (14 games)
76	Julian Edelman, New England (16 games)

GAME

15	Isaac Bruce, St. Louis (12/24/95 at St. Louis), 210 yards
14	Al Toon, N.Y. Jets (11/27/88 at New York), 181 yards
*13	Kellen Winslow, San Diego (1/2/82 at Miami), 166 yards
13	Antonio Gates, San Diego (12/11/05 at San Diego), 123 yards
13	Julian Edelman, New England (12/15/13 at Miami), 139 yards

MOST RECEIVING YARDS

CAREER

1,731	Andre Reed, Buffalo (28 games), 122 receptions
1,371	Stanley Morgan, N.E., Ind. (25 games), 68 receptions
1,342	Wesley Walker, N.Y. Jets (19 games), 70 receptions
1,221	Eric Moulds, Buff., Hou. (21 games), 73 receptions
1,196	Wes Welker, N.E., Den. (12 games), 99 receptions

GAME

*240	Eric Moulds, Buffalo (1/2/99 at Miami), 9 receptions
221	Eric Decker, N.Y. Jets (12/28/14 at Miami), 10 receptions
220	Ron Jessie, Los Angeles (10/3/76 at Miami), 7 receptions
210	Isaac Bruce, St. Louis (12/24/95 at St. Louis), 15 receptions
196	Eric Moulds, Buffalo (11/25/01 at Buffalo), 6 receptions

MOST RECEIVING TOUCHDOWNS

CAREER

17	Wesley Walker, N.Y. Jets (19 games), 70 receptions
13	Irving Fryar, N.E., Phil., Wash. (20 games), 61 receptions
11	Laveranues Coles, N.Y. Jets, Wash. (15 games), 52 receptions
11	Eric Moulds, Buff., Hou. (21 games), 73 receptions
10	Randy Moss, Minn., Oak., N.E., S.F. (12 games), 48 receptions
10	Andre Reed, Buffalo (28 games), 122 receptions

MOST 100-YARD RECEIVING GAMES

6	Wes Welker, N.E., Den. (12 games)
5	Al Toon, N.Y. Jets (14 games)
5	Andre Reed, Buffalo (28 games)
5	Stanley Morgan, N.E., Ind. (23 games)
4	Wesley Walker, N.Y. Jets (18 games)
4	Marvin Harrison, Indianapolis (15 games)
4	Randy Moss, Minn., Oak., N.E., S.F. (12 games)

FIELD GOALS

MOST FIELD GOALS

CAREER

46	Adam Vinatieri, N.E., Ind. (27 games)
38	Stephen Gostkowski, N.E. (26 games)
37	Pat Leahy, N.Y. Jets (32 games)
36	Nick Folk, Dal./N.Y. Jets/N.E. (19 games)
32	Steve Christie, T.B., Buff., S.D. (21 games)

GAME

5	Roy Gerela, Houston (9/28/69 at Houston), 5 att.
5	Dean Biasucci, Indianapolis (9/25/88 at Indianapolis), 6 att.
*5	Steve Christie, Buffalo (1/17/93 at Miami), 6 att.
5	Jason Elam, Denver (10/13/02 at Denver), 5 att.
5	Kris Brown, Houston (9/7/03 at Miami), 7 att.
5	Kris Brown, Houston (10/7/07 at Houston), 5 att.
5	Dan Carpenter, Buffalo (9/14/14 at Buffalo), 6 att.
5	Mike Nugent, Cincinnati (9/29/16 at Cincinnati), 5 att.
5	Harrison Butker, Kansas City (12/24/17 at Kansas City), 6 att.

LONGEST FIELD GOALS

59	Steve Christie, Buffalo (9/26/93 at Buffalo)
58	Jason Myers, Jacksonville (9/20/15 at Jacksonville)
57	Tyler Bass, Buffalo (10/31/21 at Buffalo)
57	Kris Brown, Houston (10/7/07 at Houston)
57	Randy Bullock, Cincinnati (12/22/19 at Miami)
56	Rian Lindell, Buffalo (11/29/09 at Buffalo)
56	Dave Rayner, Buffalo (11/20/11 at Miami)
56	Chandler Catanzaro, Arizona (12/11/16 at Miami)
56	Jason Myers, N.Y. Jets (11/4/18 at N.Y. Jets)



OPPONENT INDIVIDUAL RECORDS

INTERCEPTIONS

MOST INTERCEPTIONS

CAREER

9	Nate Clements, Buff., S.F., Cin. (14 games)
7	Johnny Robinson, Kansas City (five games)
7	Roland James, New England (19 games)
6	Raymond Clayborn, N.E., Clev. (25 games)
6	Willie Brown, Oakland (six games)
6	Ronnie Lippett, New England (15 games)
6	Mike Prior, T.B., Ind., G.B. (14 games)
6	Victor Green, N.Y. Jets, N.E. (19 games)
6	Marcus Coleman, N.Y. Jets, Hou. (13 games)
6	Darrelle Revis, N.Y. Jets, T.B., N.E., K.C. (17 games)

GAME

3	Clarence Duren, San Diego (10/30/77 at Miami), 45 yards
3	Jeff Nixon, Buffalo (9/7/80 at Buffalo), 31 yards
3	Erik McMillan, N.Y. Jets (10/23/88 at Miami), 57 yards
3	Marcus Coleman, N.Y. Jets (10/23/00 at N.Y. Jets), 7 yards
3	Greg Wesley, Kansas City (9/29/02 at Kansas City), 71 yards
3	Nate Clements, Buffalo (10/20/02 at Miami), 39 yards

MOST INTERCEPTION RETURN YARDS

GAME

151	Mike Haynes, L.A. Raiders (12/2/84 at Miami), 2 interceptions
-----	---

LONGEST INTERCEPTION RETURNS

102t	Eddie Anderson, L.A. Raiders (12/14/92 at Miami), Dan Marino
100t	Aaron Glenn, N.Y. Jets (9/15/96 at Miami), Dan Marino
100t	Jimmy Hitchcock, New England (11/23/97 at New England), Dan Marino
100t	Darrelle Revis, N.Y. Jets (10/17/11 at N.Y. Jets), Matt Moore
98t	Marcus Coleman, N.Y. Jets (12/27/99 at Miami), Dan Marino
97t	Mike Haynes, L.A. Raiders (12/2/84 at Miami), Dan Marino
97t	Najee Mustafaa, Cleveland (10/10/93 at Cleveland), Scott Mitchell
90t	Steve Emtman, Indianapolis (10/25/92 at Miami), Dan Marino
*90t	Tory James, Oakland (1/6/01 at Oakland), Jay Fiedler

LONGEST PLAYS

PUNTS

89	Luke Prestridge, New England (10/21/84 at New England)
80	Chris Mohr, Buffalo (10/13/96 at Buffalo)
73	Rich Camanillo, New England (9/13/87 at New England)
73	Josh Miller, Pittsburgh (9/20/98 at Miami)
73	Todd Sauerbrun, Carolina (11/4/01 at Miami)

PUNT RETURNS

94t	Julian Edelman, New England (1/2/11 at New England)
93t	Johannie Lee Higgins, Oakland (11/16/08 at Miami)
84t	Clarence Verdin, Indianapolis (10/25/92 at Miami)
84t	Isaiah McKenzie, Buffalo (1/3/21 at Buffalo)
83t	Billy Johnson, Houston (11/16/75 at Houston)

KICKOFF RETURNS

104t	Terrence McGee, Buffalo (12/5/04 at Miami)
103t	Brandon Tate, New England (10/5/10 at Miami)
103t	Devin Duvernay, Baltimore (9/18/22 at Baltimore)
102t	Harold Hart, Oakland (9/22/75 at Oakland)
102t	C.J. Spiller, Buffalo (9/14/14 at Buffalo)

FUMBLE RETURNS

100t	Chris Martin, Kansas City (10/13/91 at Kansas City), Sammie Smith
*79t	Neil Smith, Denver (1/9/99 at Denver), Oronde Gadsden
69t	Shea McClellin, New England (1/1/17 at Miami), Damien Williams
66t	Greg Townsend, L.A. Raiders (9/19/83 at L.A. Raiders), David Woodley
62t	Hugh Douglas, N.Y. Jets (12/22/96 at N.Y. Jets), Stanley Pritchett

BLOCKED FIELD GOALS

78t	George Radachowsky, N.Y. Jets (9/24/89 at Miami), Pete Stoyanovich
76t	Charles Romes, Buffalo (9/2/79 at Buffalo), Uwe von Schamann
62t	Kyle Arrington, New England (12/14/14 at New England), Caleb Sturgis





OPPONENT TOP TENS

RUSHING

PLAYER	TEAMS	GAMES	NO.	YDS.	AVG.	LG	TD
1. Thurman Thomas	Buffalo	20	364	1,620	4.5	30t	8
2. Freeman McNeil	N.Y. Jets	21	281	1,507	5.4	58	2
	New England, N.Y. Jets	20	409	1,507	3.7	37	13
4. O.J. Simpson	Buffalo	16	240	1,177	4.9	75t	4
5. Eric Dickerson	L.A. Rams, Ind., L.A. Raid.	11	231	1,065	4.6	40	6
6. Jim Nance	N.Y. Jets, Boston	12	183	933	5.1	30t	9
7. Lydell Mitchell	San Diego Baltimore	12	235	912	3.9	64t	6
8. Willis McGahee	Buffalo, Baltimore, Denver	10	232	848	3.7	31	2
9. Antowain Smith	Buffalo, N.E., N.O.	14	232	822	3.5	44	4
10. John Riggins	N.Y. Jets, Washington	13	183	761	4.2	N/A	5

PASSING

PLAYER	TEAMS	GAMES	ATT.	COMP.	YDS.	PCT.	TD	INT.
1. Tom Brady	New England, Tampa Bay	36	1,170	717	8,596	61.3	72	27
2. Drew Bledsoe	New England, Buffalo	22	765	412	5,397	53.9	30	29
3. Joe Ferguson	Buffalo, T.B., Ind.	25	722	418	4,902	57.9	26	33
4. Jim Kelly	Buffalo	20	621	388	4,560	62.5	24	19
5. Ken O'Brien	N.Y. Jets, Philadelphia	17	489	303	3,837	62.0	25	13
6. Steve Grogan	New England	22	521	280	3,709	53.7	21	25
7. Peyton Manning	Indianapolis, Denver	13	436	272	3,214	62.4	22	18
8. Joe Namath	N.Y. Jets	16	388	201	2,956	51.8	19	24
9. Richard Todd	N.Y. Jets	14	355	203	2,718	57.2	18	25
10. Philip Rivers	San Diego, L.A. Chargers	9	298	190	2,483	63.8	12	10

RECEPTIONS

PLAYER	TEAMS	GAMES	NO.	YDS.	AVG.	LG	TD
1. Andre Reed	Buffalo	28	122	1,731	14.2	83t	10
2. Wes Welker	New England, Denver	12	99	1,196	12.1	99t	7
3. Marvin Harrison	Indianapolis	15	84	1,133	13.5	45	9
4. Al Toon	N.Y. Jets	14	78	1,054	14.0	44t	4
5. Julian Edelman	New England	16	76	951	12.5	77t	6
6. Eric Moulds	Buffalo, Houston	21	73	1,221	16.7	80t	11
7. Wayne Chrebet	N.Y. Jets	20	72	991	13.8	70	8
8. Wesley Walker	N.Y. Jets	19	70	1,342	19.2	71t	17
9. Stanley Morgan	New England, Indianapolis	25	68	1,371	20.2	76t	6
10. Thurman Thomas	Buffalo	20	67	693	10.3	50t	3

RECEIVING YARDS

PLAYER	TEAMS	GAMES	NO.	YDS.	AVG.	LG	TD
1. Andre Reed	Buffalo	28	122	1,731	14.2	83t	10
2. Stanley Morgan	N.E., Indianapolis	25	68	1,371	20.2	76t	6
3. Wesley Walker	N.Y. Jets	19	70	1,342	19.2	71t	17
4. Eric Moulds	Buffalo, Houston	21	73	1,221	16.7	80t	11
5. Wes Welker	New England, Denver	12	99	1,196	12.1	99t	7
6. Marvin Harrison	Indianapolis	15	84	1,133	13.5	45	9
7. Al Toon	N.Y. Jets	14	78	1,054	14.0	44t	4
8. Wayne Chrebet	N.Y. Jets	20	72	991	13.8	70	8
9. Irving Fryar	N.E., Phil. Wash.	20	61	978	16.0	54t	13
10. Julian Edelman	New England	16	76	951	12.5	77t	6



OPPONENT OUTSTANDING PERFORMANCES

GAMES OF 300+ PASSING YARDS

PLAYER	TEAM	DATE	ATT.	COMP.	YDS.	TD	INT.	LG
Tom Brady	New England	9/12/11	48	32	517	4	1	99t
Ken O'Brien	N.Y. Jets	9/21/86	43	29	479	4	1	65t
James Harris	L.A. Rams	10/3/76	29	17	436	2	1	58
* Dan Fouts	San Diego	1/2/82	55	33	433	4	1	43
Andrew Luck	Indianapolis	11/4/12	48	30	433	2	0	48
Drew Bledsoe	New England	11/23/98	54	28	423	2	2	49
Drew Bledsoe	New England	9/4/94	51	32	421	4	2	62t
Joe Ferguson	Buffalo	10/9/83	55	38	419	5	1	35
Drew Bledsoe	New England	11/3/96	41	30	419	3	2	84t
Joe Namath	N.Y. Jets	10/1/67	39	23	415	3	1	62
Matt Cassel	New England	11/23/08	43	30	415	3	1	64
Josh Allen	Buffalo	9/20/20	35	24	415	4	0	47
Tom Brady	Tampa Bay	10/10/21	41	30	411	5	0	62t
Drew Brees	New Orleans	9/30/13	39	30	413	4	0	48
Bernie Kosar	Cleveland	11/10/86	50	32	401	0	0	44
Andy Dalton	Cincinnati	12/22/19	56	33	396	4	0	34t
Ken O'Brien	N.Y. Jets	11/10/85	43	26	393	2	0	44
Patrick Mahomes	Kansas City	12/13/20	34	24	393	2	3	44t
Derek Carr	Las Vegas	9/26/21	43	26	386	2	1	34
Boomer Esiason	N.Y. Jets	11/27/94	41	26	382	2	2	69
Elvis Grbac	San Francisco	11/20/95	41	31	382	4	0	47t
Joe Flacco	Baltimore	12/4/16	47	36	381	4	1	53t
Jim Kelly	Buffalo	9/1/91	39	29	381	2	1	54t
Dan Fouts	San Diego	11/18/84	56	37	380	4	1	44
Matt Schaub	Houston	10/12/08	42	22	379	1	2	61
Vinny Testaverde	N.Y. Jets	10/23/00	59	36	378	5	3	30t
Vinny Testaverde	N.Y. Jets	9/14/03	45	29	373	1	1	61
Carson Palmer	Oakland	9/16/12	48	24	373	1	1	64t
Steve DeBerg	Tampa Bay	10/20/85	32	19	365	4	1	57
Tom Brady	New England	12/15/13	55	34	364	2	1	30
Troy Aikman	Dallas	10/27/96	41	33	363	3	0	61
Brett Favre	Green Bay	9/11/94	51	31	362	2	1	35
Kurt Warner	Arizona	9/14/08	24	19	361	3	0	79
* Doug Flutie	Buffalo	1/2/99	36	21	360	1	1	65
Russell Wilson	Seattle	10/4/20	34	24	360	2	1	57
Jim Kelly	Buffalo	10/25/87	39	29	359	2	0	34
Brian Sipe	Cleveland	11/18/79	42	23	358	3	0	54
Geno Smith	N.Y. Jets	12/28/14	25	20	358	3	0	74t
Tom Brady	New England	12/9/18	43	27	358	3	0	37t
Bert Jones	Baltimore	9/27/81	27	20	357	3	1	67t
Tom Brady	New England	10/29/15	38	26	356	4	0	47t
Steve Grogan	New England	11/8/81	40	23	355	1	4	76t
Daunte Culpepper	Minnesota	9/10/00	37	23	355	1	3	42
Jared Goff	L.A. Rams	11/1/20	35	61	355	1	2	26
Danny White	Dallas	10/25/81	32	22	354	3	1	38
Tom Brady	New England	10/21/07	25	21	354	6	0	50t
Tom Brady	New England	12/6/09	29	19	352	2	2	81t
Steve Grogan	New England	11/29/79	39	21	350	3	2	38
Eli Manning	N.Y. Giants	10/30/11	45	31	349	2	0	26
Ben Roethlisberger	Pittsburgh	12/8/13	39	23	349	3	0	67
Dennis Shaw	Buffalo	10/18/70	32	24	348	2	2	48
Derek Carr	Oakland	9/23/18	39	27	345	1	2	66
Daryle Lamonica	Oakland	9/21/68	24	15	344	4	0	73t
Mike Tomczak	Pittsburgh	11/20/94	42	26	343	0	0	40
Erik Kramer	Chicago	10/27/97	50	32	343	2	0	54
Andrew Luck	Indianapolis	11/25/18	37	30	343	3	2	36
Ken Anderson	Cincinnati	11/28/83	36	23	342	1	2	80t
Pat Ryan	N.Y. Jets	11/27/88	43	27	341	2	1	35
Tony Eason	New England	9/17/89	49	25	341	1	1	45
* Jim Kelly	Buffalo	1/12/91	29	19	339	3	1	44
Joe Ferguson	Buffalo	10/12/81	29	20	338	3	0	65t



OPPONENT OUTSTANDING PERFORMANCES

GAMES OF 300+ PASSING YARDS								
PLAYER	TEAM	DATE	ATT.	COMP.	YDS.	TD	INT.	LG
Andy Dalton	Cincinnati	10/31/13	53	32	338	0	3	26
Eli Manning	N.Y. Giants	12/14/15	31	27	337	4	0	84t
Derek Carr	Las Vegas	12/26/20	34	21	336	1	0	85t
Matt Ryan	Atlanta	10/24/21	40	25	336	2	1	49t
Brian Griese	Denver	10/13/02	46	27	335	1	2	52
Sam Darnold	N.Y. Jets	9/16/18	25	41	334	1	2	44
Steve Bartkowski	Atlanta	9/21/80	36	18	332	2	0	53
Tom Brady	New England	11/8/09	37	25	332	1	1	71t
Joe Ferguson	Buffalo	12/17/77	40	25	331	1	3	27
Joe Montana	San Francisco	1/20/85	35	24	331	3	0	34
Vinny Testaverde	Baltimore	10/19/97	47	32	331	1	0	34t
Philip Rivers	L.A. Chargers	9/17/17	39	31	331	1	0	24
Ken O'Brien	N.Y. Jets	9/24/89	37	27	329	3	1	37t
Drew Bledsoe	New England	1/2/94	43	27	329	4	1	42
Tyrod Taylor	Buffalo	12/24/16	39	26	329	3	0	53
Kurt Warner	St. Louis	9/30/01	31	24	328	4	0	45t
Trent Green	Kansas City	9/29/02	34	24	328	5	0	46
Brooks Bollinger	N.Y. Jets	12/18/05	42	28	327	2	0	60t
Baker Mayfield	Cleveland	11/24/19	34	24	327	3	1	37
Bruce Matheson	Seattle	10/4/87	42	20	326	2	3	30
Warren Moon	Minnesota	9/25/94	37	26	326	3	0	44t
Philip Rivers	San Diego	11/13/16	44	23	326	3	4	51t
Neil O'Donnell	N.Y. Jets	9/15/96	44	25	325	3	3	78t
Kevin Kolb	Arizona	9/30/12	48	29	324	3	2	46t
Lamar Jackson	Baltimore	9/8/19	20	17	324	5	0	83t
Boomer Esiason	N.Y. Jets	9/12/93	33	22	323	2	1	51
Glenn Foley	N.Y. Jets	11/9/97	48	25	322	1	1	33
Andrew Luck	Indianapolis	9/15/13	43	25	321	1	1	47
Mark Rypien	St. Louis	12/24/95	42	27	320	2	1	31
Tyler Thigpen	Kansas City	12/21/08	41	20	320	2	3	75
Jim Harbaugh	Indianapolis	10/8/95	33	25	319	3	0	47t
Neil O'Donnell	N.Y. Jets	10/12/97	37	24	319	2	0	70
Trevor Lawrence	at Jacksonville	10/17/21	41	25	319	2	0	29
Lamar Jackson	at Baltimore	9/18/22	29	21	318	3	0	75t
Carson Palmer	Cincinnati	12/30/07	32	23	316	3	1	70t
Ryan Fitzpatrick	Buffalo	12/18/11	47	31	316	2	3	28
Mitchell Trubisky	Chicago	10/14/18	31	22	316	3	1	54
Sam Bradford	St. Louis	10/14/12	39	26	315	0	0	65
Steve Bono	Kansas City	12/12/94	55	33	314	2	3	22t
* Joe Montana	Kansas City	12/31/94	37	26	314	2	1	57t
Dan Fouts	San Diego	10/15/78	30	22	313	1	2	46
Tony Eason	New England	10/21/84	29	19	313	3	0	76t
Aaron Rodgers	Green Bay	10/17/10	33	18	313	1	1	86t
* Mark Malone	Pittsburgh	1/6/85	36	20	312	3	3	29t
Drew Bledsoe	New England	12/24/00	34	18	312	2	2	59
Philip Rivers	San Diego	12/20/15	36	26	311	3	2	31
Richard Todd	N.Y. Jets	10/4/81	39	28	310	4	1	46
Philip Rivers	L.A. Chargers	9/29/19	30	24	310	2	0	25
Carson Wentz	Philadelphia	12/1/19	46	28	310	3	1	27
Alex Van Pelt	Buffalo	11/25/01	34	21	309	3	1	80t
Mike Livingston	Kansas City	10/19/69	34	17	308	1	1	93t
Neil Lomax	St. Louis	9/30/84	37	22	308	1	0	29
Matt Schaub	Baltimore	12/6/15	46	32	308	1	2	41t
Jay Cutler	Denver	11/2/08	46	24	307	2	3	47
Philip Rivers	San Diego	10/2/11	31	21	307	1	0	55t
* Dan Pastorini	Houston	12/24/78	29	20	306	1	0	34
Jim Kelly	Buffalo	10/4/92	48	25	306	1	4	28
Drew Bledsoe	Buffalo	12/1/02	27	15	306	3	0	73t
Mark Sanchez	N.Y. Jets	9/23/12	45	21	306	1	2	66
Greg Landry	Baltimore	11/25/79	42	25	304	3	1	31t
Tom Brady	New England	12/24/11	46	27	304	1	0	42



OPPONENT OUTSTANDING PERFORMANCES

GAMES OF 300+ PASSING YARDS

PLAYER	TEAM	DATE	ATT.	COMP.	YDS.	TD	INT.	LG
Alex Smith	Kansas City	12/24/17	39	25	304	1	0	52
Sonny Jurgensen	Washington	10/13/74	39	26	303	2	3	37
Peyton Manning	Indianapolis	9/21/09	23	14	303	2	0	80t
Phillip Rivers	San Diego	9/27/09	33	18	303	0	0	55
Peyton Manning	Indianapolis	9/6/98	37	21	302	1	3	42
Ben Roethlisberger	Pittsburgh	10/24/10	27	19	302	2	0	53t
Pat Ryan	N.Y. Jets	10/4/87	49	30	301	4	2	35t
Derek Carr	Oakland	11/5/17	30	21	300	1	1	44t

GAMES OF 100+ RECEIVING YARDS

PLAYER	TEAM	DATE	NO.	YDS.	TD	LG
* Eric Moulds	Buffalo	1/2/99	9	240	1	65
Eric Decker	N.Y. Jets	12/28/14	10	221	1	74t
Ron Jessie	L.A. Rams	10/3/76	7	220	2	58t
Isaac Bruce	St. Louis	12/24/95	15	210	1	31
Eric Moulds	Buffalo	11/25/01	6	196	2	80t
Wesley Walker	N.Y. Jets	9/21/86	6	194	4	65t
Michael Irvin	Dallas	10/27/96	12	186	1	61
Dallas Clark	Indianapolis	9/21/09	7	183	1	80t
Stanley Morgan	New England	11/8/81	5	182	1	76t
Al Toon	N.Y. Jets	11/27/88	14	181	0	29
Andre Johnson	Houston	10/12/08	10	178	1	61
Reggie Rucker	Cleveland	11/18/79	9	177	1	54
Marvin Harrison	Indianapolis	11/11/01	9	174	3	45
Theo Bell	Pittsburgh	11/30/80	4	173	0	45
A.J. Green	Cincinnati	9/29/16	10	173	1	51
Jordy Nelson	Oakland	9/23/18	6	173	1	66
Johnnie Morton	Detroit	12/7/97	9	171	1	41
Steve Smith	Carolina	9/25/05	11	170	3	53t
Cris Carter	Minnesota	9/10/00	9	168	0	42
Sammy Watkins	Buffalo	11/8/15	8	168	1	63
Wes Welker	New England	12/6/09	10	167	0	58
* Kellen Winslow	San Diego	1/2/82	13	166	1	31
Odell Beckham Jr.	N.Y. Giants	12/14/15	7	166	2	84t
Kyle Pitts	Atlanta	10/24/21	7	163	0	39
Tommy Kane	Seattle	12/16/90	10	162	0	25
Antwaan Randle El	Washington	9/9/07	5	162	0	54
Ben Coates	New England	9/4/94	8	161	2	62t
Don Maynard	N.Y. Jets	12/1/68	7	160	3	54t
Wes Welker	New England	9/12/11	8	160	2	99t
Al Toon	N.Y. Jets	9/24/89	10	159	1	37t
Bake Turner	N.Y. Jets	12/15/68	7	157	0	71
Al Toon	N.Y. Jets	11/10/85	10	156	0	44
Allen Robinson	Jacksonville	9/20/15	6	155	2	52
Nelson Agholor	Las Vegas	12/26/20	5	155	1	85t
Andre Reed	Buffalo	9/1/91	11	154	1	54t
Sammy Watkins	Buffalo	12/24/16	7	154	1	53
Frank Lewis	Buffalo	9/17/78	5	153	1	92t
Larry Fitzgerald	Arizona	9/14/08	6	153	0	75
Stefon Diggs	Buffalo	9/20/20	8	153	1	47
Julian Edelman	New England	1/1/17	8	151	1	77t
* James Lofton	Buffalo	1/12/91	7	149	1	44
Jerry Rice	San Francisco	11/20/95	8	149	2	47t
Stanley Morgan	New England	12/22/86	8	148	2	30t
Jarvis Landry	Cleveland	11/24/19	10	148	2	37
Randy Moss	New England	11/8/09	6	147	1	71t
Santonio Holmes	N.Y. Jets	9/23/12	9	147	0	38
Marquise Brown	Baltimore	9/8/19	4	147	2	83t
Marlin Briscoe	Buffalo	10/18/70	7	145	2	46t
Raymond Butler	Baltimore	9/27/81	4	145	2	67t
Keyshawn Johnson	N.Y. Jets	12/12/99	11	144	2	27



OPPONENT OUTSTANDING PERFORMANCES

GAMES OF 100+ RECEIVING YARDS

PLAYER	TEAM	DATE	NO.	YDS.	TD	LG
Marvin Harrison	Indianapolis	9/15/02	11	144	1	33
Terrelle Pryor Sr.	Cleveland	9/25/16	8	144	0	40
Mark Carrier	Tampa Bay	10/30/88	9	142	0	47
George Sauer	N.Y. Jets	11/20/66	7	142	0	-
* Stephone Paige	Kansas City	1/5/91	8	142	1	33
Santana Moss	N.Y. Jets	9/14/03	5	142	1	61
Elijah Moore	N.Y. Jets	11/21/21	8	141	1	62t
Tony Gonzalez	Kansas City	9/29/02	7	140	3	42t
Anquan Boldin	Arizona	9/14/08	6	140	3	79t
George Sauer	N.Y. Jets	10/22/67	6	139	1	61t
Julian Edelman	New England	12/15/13	13	139	1	24t
Wes Welker	New England	10/21/07	9	138	2	36
Wes Welker	New England	12/24/11	12	138	0	42
Antonio Brown	Pittsburgh	12/8/13	5	138	1	56
Jimmy Teal	Seattle	10/4/87	9	137	0	32
Joey Galloway	Seattle	10/6/96	5	137	2	65t
John Brown	Buffalo	11/17/19	9	137	2	40t
Alshon Jeffrey	Philadelphia	12/1/19	9	137	1	27
Alfred Jenkins	Atlanta	9/21/80	4	136	0	33
Jeff Graham	N.Y. Jets	9/15/96	5	136	1	78t
* Jimmy Smith	Jacksonville	1/15/00	5	136	2	70t
Travis Kelce	Kansas City	12/13/20	8	136	1	32
Ben Coates	New England	11/3/96	5	135	2	84t
Gene Foster	San Diego	10/2/66	6	134	2	63t
Jim Whalen	Boston	10/15/67	6	134	3	-
Andre Reed	Buffalo	10/13/96	10	134	0	49
Brent Celek	Philadelphia	11/15/15	4	134	0	60
Leonard Thompson	Detroit	10/27/85	6	133	1	48
Stephone Paige	Kansas City	12/3/89	7	133	1	38t
Greg Jennings	Green Bay	10/17/10	6	133	1	86t
Fred Biletnikoff	Oakland	9/20/69	9	132	1	13t
Otis Taylor	Kansas City	10/19/69	4	131	0	79
J.J. Birden	Kansas City	12/12/94	10	131	1	22t
Shawn Jefferson	New England	11/23/98	6	131	1	38
Troy Brown	New England	10/19/03	6	131	1	82t
Chad Johnson	Cincinnati	12/30/07	4	131	2	70t
Hines Ward	Pittsburgh	10/24/10	7	131	1	43
Danny Amendola	New England	12/15/13	10	131	0	30
Brandon Marshall	N.Y. Jets	11/29/15	9	131	2	47
Chris Burkett	Buffalo	10/25/87	9	130	1	34
Eric Moulds	Buffalo	12/1/02	5	130	1	57t
Randy Vataha	New England	12/5/71	7	129	2	51t
* Steve Largent	Seattle	12/29/84	6	128	1	56t
Matt Jones	Jacksonville	12/3/06	6	128	1	33
A.J. Green	Cincinnati	10/31/13	11	128	0	21
Brandon Marshall	N.Y. Jets	10/4/15	7	128	0	58
Tyler Boyd	Cincinnati	12/22/19	9	128	2	34t
Cris Collinsworth	Cincinnati	11/28/83	8	127	0	48
Jake Reed	Minnesota	9/25/94	9	127	0	21
Andre Reed	Buffalo	12/16/96	6	127	1	67t
Nate Washington	Houston	10/25/15	9	127	2	27t
Charlie Mitchell	Denver	12/4/66	4	126	1	79t
Wesley Walker	N.Y. Jets	11/26/78	6	126	1	42
Roy Williams	Detroit	11/23/06	6	126	0	41
Jared Cook	Oakland	11/5/17	8	126	0	35
Lance Alworth	San Diego	11/12/67	4	125	1	54t
Stanley Morgan	New England	10/5/86	6	125	1	27t
Tim Brown	Oakland	11/30/97	8	125	1	36
Raghib Ismail	Dallas	11/25/99	5	125	1	65t
Marvin Harrison	Indianapolis	12/5/99	8	125	0	36
Randy Moss	New England	11/23/08	8	125	3	29t
Emmanuel Sanders	Denver	11/23/14	9	125	0	35



OPPONENT OUTSTANDING PERFORMANCES

GAMES OF 100+ RECEIVING YARDS						
PLAYER	TEAM	DATE	NO.	YDS.	TD	LG
Tyrell Williams	San Diego	11/13/16	5	125	1	51t
T.Y. Hilton	Indianapolis	11/25/18	7	125	0	36
Stanley Morgan	New England	11/29/79	5	124	1	38t
Rob Moore	N.Y. Jets	9/12/93	6	124	0	51
Rob Moore	N.Y. Jets	11/27/94	7	124	0	35
T.Y. Hilton	Indianapolis	9/15/13	6	124	0	47
* Antonio Brown	Pittsburgh	1/8/17	5	124	2	62t
Will Fuller	Houston	10/25/18	5	124	1	73t
Antonio Brown	Tampa Bay	10/10/21	7	124	2	62t
Antonio Gates	San Diego	12/11/05	13	123	1	25
Christian Kirk	Arizona	11/8/20	5	123	1	56t
Jim Whalen	Boston	12/17/67	4	122	0	33
* Fred Biletnikoff	Oakland	12/21/74	8	122	1	20
Dokie Williams	L.A. Raiders	12/2/84	2	122	1	75t
Andre Reed	Buffalo	9/11/88	8	122	0	21
* Andre Reed	Buffalo	1/12/91	4	122	2	43
Randy Moss	New England	10/21/07	4	122	2	50t
Don Maynard	N.Y. Jets	10/1/67	10	121	0	-
Don Maynard	N.Y. Jets	11/2/69	4	121	2	42t
Wayne Patrick	Buffalo	10/18/70	6	121	0	48
Joe Washington	Baltimore	11/11/79	10	121	0	23
Henry Ellard	L.A. Rams	12/14/86	8	121	1	22
Tony Martin	San Diego	11/5/95	7	121	1	50t
Darrell Jackson	Seattle	10/28/01	5	121	1	64
Torrey Smith	Baltimore	10/6/13	6	121	0	41
George Sauer	N.Y. Jets	10/1/67	10	120	0	-
Sammy White	Minnesota	12/11/76	9	120	3	36t
Butch Woolfolk	Houston	9/8/85	3	120	1	80t
Wes Welker	New England	11/23/08	8	120	0	64
Vincent Jackson	San Diego	9/27/09	5	120	0	55
Lance Alworth	San Diego	10/2/66	6	119	2	-
Eric Sievers	San Diego	11/18/84	12	119	2	24
Fred Biletnikoff	Oakland	10/4/69	9	119	1	23
Mike Jones	New Orleans	12/7/86	6	119	0	34
Andre Johnson	Houston	9/9/12	8	119	1	29
Tim Patrick	Denver	11/22/20	5	119	0	61
Vincent Brisby	New England	11/12/95	6	118	1	47t
Andre Roberts	Arizona	9/30/12	6	118	2	46t
Richard Caster	N.Y. Jets	10/7/74	3	117	1	89t
O.J. Simpson	Buffalo	12/7/75	8	117	1	62t
Eric Sievers	New England	12/10/89	6	117	0	41
Carl Pickens	Cincinnati	10/1/95	9	117	3	44t
Lee Evans	Buffalo	12/4/05	5	117	3	56t
Sammy Watkins	Buffalo	9/14/14	8	117	1	30
Robby Anderson	N.Y. Jets	12/8/19	7	117	1	39
Paul Coffman	Green Bay	10/28/79	5	116	1	78t
Jimmie Giles	Tampa Bay	10/20/85	7	116	4	39t
Irving Fryar	Philadelphia	10/20/96	8	116	4	38t
Shawn Jefferson	New England	10/25/98	4	116	0	54
Lee Evans	Buffalo	10/26/08	7	116	0	33
Peyton Hillis	Denver	11/2/08	7	116	1	47
Tony Hill	Dallas	12/17/84	6	115	1	66t
Steve Breaston	Kansas City	11/6/11	7	115	0	37
Julio Jones	Atlanta	9/22/13	9	115	0	28
Isaac Curtis	Cincinnati	11/28/83	4	114	1	80t
Stanley Morgan	New England	10/21/84	3	114	1	76t
Dennis Northcutt	Cleveland	12/26/04	4	114	1	58t
Darren Sproles	New Orleans	9/30/13	7	114	1	48
Martellus Bennett	New England	9/18/16	5	114	1	37
Otis Taylor	Kansas City	11/13/66	4	113	1	89t
Otis Taylor	Kansas City	9/28/68	3	113	1	44
Eric Crabtree	Cincinnati	9/14/69	3	113	2	69t



OPPONENT OUTSTANDING PERFORMANCES

GAMES OF 100+ RECEIVING YARDS

PLAYER	TEAM	DATE	NO.	YDS.	TD	LG
James Lofton	L.A. Raiders	10/9/88	5	113	0	32
Tim Brown	Oakland	10/31/99	7	113	0	32
Calvin Johnson	Detroit	11/9/14	7	113	1	49t
Rob Gronkowski	New England	10/29/15	6	113	1	47t
Mike Evans	Tampa Bay	10/10/21	6	113	2	34t
Jim Colclough	Boston	12/17/67	3	112	0	52
* Mike Barber	Houston	12/24/78	4	112	0	55
Wesley Walker	N.Y. Jets	10/4/81	8	112	2	46
Will Moore	New England	9/10/95	8	112	0	33
Terry Glenn	New England	11/3/96	10	112	0	20
A.J. Green	Cincinnati	10/7/18	6	112	0	23
Darren Waller	Las Vegas	12/26/20	5	112	0	33
Wayne Patrick	Buffalo	10/18/70	6	111	0	48
Roy Jefferson	Washington	10/13/74	7	111	1	37t
John Holland	Buffalo	9/13/76	2	111	2	58t
* John Stallworth	Pittsburgh	1/6/85	4	111	2	65t
Kevin House	Tampa Bay	10/20/85	4	111	0	57
Al Toon	N.Y. Jets	9/21/86	7	111	0	31
Torry Holt	St. Louis	9/30/01	4	111	1	45t
Sterling Shepard	N.Y. Giants	12/15/19	9	111	0	24
Jakobi Meyers	New England	12/20/20	7	111	0	35
* Ed Podolak	Kansas City	12/25/71	8	110	1	29
Anthony Miller	San Diego	12/27/93	7	110	2	41t
Randy Moss	Minnesota	12/21/02	7	110	0	60
Jeremy Shockey	N.Y. Giants	10/5/03	11	110	0	20
Lee Evans	Buffalo	12/5/04	4	110	2	69t
Taylor Gabriel	Chicago	10/14/18	5	110	0	54
Cooper Kupp	L.A. Rams	11/1/20	11	110	0	22
Cole Beasley	Buffalo	10/31/21	10	110	0	20
Emerson Boozer	N.Y. Jets	10/1/67	5	109	2	-
Richie Anderson	N.Y. Jets	10/23/00	12	109	0	19
Golden Tate	Detroit	11/9/14	11	109	0	28
Tyreek Hill	Kansas City	12/24/17	6	109	0	52
Wesley Walker	N.Y. Jets	9/3/78	4	108	2	47t
* Charlie Joiner	San Diego	1/2/82	7	108	0	39
Art Monk	N.Y. Jets	11/27/94	5	108	0	69
* Steve Tasker	Buffalo	12/30/95	5	108	1	37t
Dedric Ward	N.Y. Jets	11/9/97	6	108	0	33
Leon Washington	N.Y. Jets	12/25/06	4	108	0	64
Jacoby Ford	Oakland	11/28/10	4	108	1	52
Vincent Jackson	San Diego	10/2/11	3	108	1	55t
Donnie Avery	Indianapolis	11/4/12	5	108	0	48
Jordan Cameron	Cleveland	9/8/13	9	108	1	22
Mark Andrews	Baltimore	9/8/19	8	108	1	39
Rashod Bateman	at Baltimore	9/18/22	4	108	1	75t
Jack Snow	L.A. Rams	10/31/71	5	107	1	51t
Jordy Nelson	Green Bay	10/12/14	9	107	1	22
Javorius Allen	Baltimore	12/6/15	12	107	1	41t
Rob Gronkowski	New England	12/9/18	8	107	1	17
Gabriel Davis	Buffalo	1/3/21	2	107	1	56t
Warren Wells	Oakland	9/21/68	3	106	1	73t
Raymond Chester	Baltimore	10/10/76	5	106	0	48
Frank Lewis	Buffalo	10/12/81	5	106	0	30
Tony Hill	Dallas	10/25/81	5	106	0	38
* Wes Chandler	San Diego	1/2/82	6	106	0	47
Andre Reed	Buffalo	12/4/94	3	106	2	83t
Warrick Dunn	Tampa Bay	9/21/97	6	106	1	58t
Laveranues Coles	N.Y. Jets	10/15/06	5	106	2	58t
Leonard Hankerson	Washington	11/13/11	8	106	0	22
D.K. Metcalf	Seattle	10/4/20	4	106	0	37
Bake Turner	N.Y. Jets	12/14/69	4	105	2	34t
Harold Jackson	New England	11/29/79	5	105	1	33



OPPONENT OUTSTANDING PERFORMANCES

GAMES OF 100+ RECEIVING YARDS

PLAYER	TEAM	DATE	NO.	YDS.	TD	LG
Eddie Brown	Cincinnati	11/8/87	8	105	0	32
Jermaine Lewis	Baltimore	10/19/97	6	105	0	28
Wayne Chrebet	N.Y. Jets	12/13/98	5	105	1	52
Tony Martin	Atlanta	12/27/98	3	105	1	53
Ed McCaffrey	Denver	9/13/99	6	105	3	61t
Jeremy Shockey	New Orleans	10/25/09	4	105	0	66
Art Powell	Oakland	9/2/66	8	104	1	17t
* Elmo Wright	Kansas City	12/25/71	3	104	0	63
Derrick Gaffney	N.Y. Jets	9/30/79	4	104	0	43
Wayne Chrebet	N.Y. Jets	10/12/97	5	104	1	70
Tim Brown	Oakland	12/6/98	9	104	2	27
Wayne Chrebet	N.Y. Jets	10/23/00	6	104	2	28
Mark Andrews	at Baltimore	9/18/22	9	104	1	25
Gary Garrison	San Diego	10/11/69	4	103	2	40t
* Ken Burrough	Houston	12/24/78	6	103	0	53
Thurman Thomas	Buffalo	9/1/91	8	103	1	50t
* Kimble Anders	Kansas City	12/31/94	6	103	1	57t
Aaron Hernandez	New England	9/12/11	7	103	1	30
Wes Welker	New England	12/2/12	12	103	1	14
JuJu Smith-Schuster	Pittsburgh	10/28/19	5	103	1	34
DJ Moore	Carolina	11/28/21	4	103	0	64
Marvin Harrison	Indianapolis	9/6/98	5	102	1	42
Troy Brown	New England	12/24/00	8	102	0	22
David Patten	New England	10/6/02	5	102	2	34t
Doug Jolley	N.Y. Jets	12/18/05	9	102	1	60t
Jamaal Charles	Kansas City	12/21/08	3	102	0	75
Kellen Winslow	Tampa Bay	11/15/09	7	102	0	37
Rob Gronkowski	New England	1/2/11	6	102	1	28
T.Y. Hilton	Indianapolis	11/4/12	6	102	1	36t
Elbert Dubenion	Buffalo	9/18/66	5	101	0	26
Jerry LeVias	Houston	11/23/69	4	101	1	-
Andre Rison	Atlanta	10/11/92	7	101	1	22t
Heath Miller	Pittsburgh	9/7/06	3	101	1	87t
Andre Johnson	Houston	10/1/06	9	101	1	30
Cecil Shorts	Jacksonville	12/16/12	6	101	0	30
Richard Caster	N.Y. Jets	11/24/74	6	100	2	45t
Al Toon	N.Y. Jets	12/7/87	5	100	1	44t
Lawrence Dawsey	Tampa Bay	12/1/91	8	100	1	17t
Curtis Conway	Chicago	10/27/97	6	100	0	54
Ken Dilger	Indianapolis	12/14/97	5	100	3	43
Ben Watson	Cleveland	12/5/10	10	100	1	22
Jimmy Graham	New Orleans	9/30/13	4	100	2	43t
Keenan Allen	L.A. Chargers	9/17/17	9	100	0	24
Terry McLaurin	Washington	10/13/19	4	100	2	33t
Marvin Jones	at Jacksonville	10/17/21	7	100	1	28

GAMES OF 100+ RUSHING YARDS

PLAYER	TEAM	DATE	NO.	YDS.	TD	LG
O.J. Simpson	Buffalo	12/5/76	24	203	1	75t
Rueben Mayes	New Orleans	12/7/86	28	203	2	34t
Earl Campbell	Houston	11/20/78	28	199	4	81t
* Terrell Davis	Denver	1/9/99	21	199	2	62
Justin Fargas	Oakland	9/30/07	22	179	0	48
Freeman McNeil	N.Y. Jets	10/14/85	28	173	0	20
Ricky Watters	Philadelphia	10/20/96	25	173	1	49t
Gerald Riggs	Atlanta	11/30/86	33	172	1	31
Eric Dickerson	Indianapolis	12/4/88	31	169	1	19
Jamal Lewis	Baltimore	1/2/05	34	167	1	20
C.J. Anderson	Denver	11/23/14	27	167	1	26
* Le'Veon Bell	Pittsburgh	1/8/17	29	167	2	26
** John Riggins	Washington	1/30/83	38	166	1	43t



OPPONENT OUTSTANDING PERFORMANCES

GAMES OF 100+ RUSHING YARDS

PLAYER	TEAM	DATE	NO.	YDS.	TD	LG
Reuben Droughns	Cleveland	11/20/05	30	166	1	75t
Chris Ivory	N.Y. Jets	10/4/15	29	166	1	24
Thurman Thomas	Buffalo	9/1/91	25	165	1	20
Jim Nance	Boston	12/17/67	24	164	2	29
William Andrews	Atlanta	12/10/83	21	161	1	24t
* Earnest Byner	Cleveland	1/4/86	16	161	2	66t
Hoyle Granger	Houston	12/23/67	21	160	1	23
Wayne Wilson	New Orleans	10/2/83	34	160	0	12
* Thurman Thomas	Buffalo	12/30/95	25	158	1	32
Kerryon Johnson	Detroit	10/21/18	19	158	0	71
Don Woods	San Diego	9/29/74	18	157	2	56t
Earnest Byner	Washington	12/2/90	32	157	3	21
Antowain Smith	New England	12/22/01	26	156	1	44
Laurence Maroney	New England	12/23/07	14	156	1	59t
Marcus Allen	L.A. Raiders	12/2/84	20	155	3	52t
Eric Dickerson	Indianapolis	11/15/87	30	154	1	13
Thurman Thomas	Buffalo	12/23/90	30	154	1	13t
Christian Okoye	Kansas City	10/13/91	23	153	2	38t
Dick Post	San Diego	11/3/68	21	151	0	24
Travis Henry	Buffalo	12/1/02	35	151	1	13
Thurman Thomas	Buffalo	10/29/89	27	148	1	30t
Christian Okoye	Kansas City	12/3/89	32	148	1	13
Thurman Thomas	Buffalo	12/17/95	35	148	1	15
Brian Westbrook	Philadelphia	11/18/07	32	148	0	36
Adrian Peterson	Minnesota	9/19/10	28	145	1	23
Aaron Jones	Green Bay	11/11/18	15	145	2	67
James Conner	Pittsburgh	10/28/19	23	145	1	25
Barry Sanders	Detroit	9/15/91	32	143	0	14
Lee Suggs	Cleveland	12/26/04	38	143	0	13
Lydell Mitchell	Baltimore	10/9/77	17	142	1	64t
Curtis Martin	New England	11/12/95	30	142	2	23
Woody Campbell	Houston	12/3/67	18	141	1	42
* Natrone Means	San Diego	1/8/95	24	139	1	24t
Earl Campbell	Houston	12/4/83	28	138	1	35t
Edgerrin James	Indianapolis	9/15/02	30	138	0	13
C.J. Spiller	Buffalo	12/23/12	22	138	0	62
Barry Sanders	Detroit	12/7/97	30	137	1	19
Dalvin Cook	Minnesota	12/16/18	19	136	2	26
Thurman Thomas	Buffalo	11/18/91	23	135	1	30
* Fred Taylor	Jacksonville	1/15/00	18	135	1	90t
Josh Allen	Buffalo	12/2/18	9	135	0	28
Paul Robinson	Cincinnati	11/17/68	22	134	3	54t
Jim Nance	Boston	11/27/66	23	133	1	27t
Lamar Miller	Houston	10/25/18	18	133	1	58
Freeman McNeil	N.Y. Jets	11/4/84	20	132	1	52
Johnny Hector	N.Y. Jets	12/22/91	13	132	0	47
Travis Henry	Buffalo	10/20/02	22	132	0	34
Knile Davis	Kansas City	9/21/14	32	132	1	21t
D'Onta Foreman	Tennessee	1/2/22	26	132	1	35
Mike Garrett	Kansas City	9/24/67	20	131	0	28
Brandon Jacobs	N.Y. Giants	10/28/07	23	131	0	15
Edgerrin James	Indianapolis	12/5/99	23	130	2	41t
Darren McFadden	Dallas	11/22/15	29	129	0	35
LeSean McCoy	Buffalo	12/24/16	24	128	1	19t
Michael Pittman	Tampa Bay	10/16/05	15	127	1	57t
Ryan Mathews	San Diego	11/17/13	19	127	0	51
Joe Washington	Baltimore	10/29/78	20	126	0	29
Floyd Little	Denver	10/27/68	25	126	1	19
Antowain Smith	Buffalo	11/14/99	29	126	0	24
Chris Johnson	Tennessee	11/11/12	23	126	1	21
Eric Dickerson	Indianapolis	9/25/88	30	125	0	9
Thurman Thomas	Buffalo	10/9/94	31	125	2	26t



OPPONENT OUTSTANDING PERFORMANCES

GAMES OF 100+ RUSHING YARDS

PLAYER	TEAM	DATE	NO.	YDS.	TD	LG
Ezekiel Elliott	Dallas	9/22/19	19	125	0	18
Earnest Jackson	San Diego	11/18/84	28	124	0	16
Eric Dickerson	L.A. Rams	12/14/86	28	124	1	25
Robert Holmes	Kansas City	9/28/68	13	123	1	76t
Neal Anderson	Chicago	9/4/88	24	123	2	15
Scott Lockwood	New England	12/27/92	30	123	0	23
Tatum Bell	Denver	12/12/04	17	123	2	29
LeGarrette Blount	New England	9/18/16	29	123	1	26
Tony Dorsett	Dallas	10/25/81	24	122	0	18
DeAngelo Williams	Carolina	11/19/09	13	122	0	50
Walter Payton	Chicago	12/2/85	23	121	0	15
Larry Kinnebrew	Buffalo	10/29/89	21	121	1	25
Dorsey Levens	Green Bay	9/14/97	21	121	0	23
Corey Dillon	New England	12/20/04	26	121	1	20
Alfred Morris	Washington	9/13/15	25	121	0	14
DeMarco Murray	Tennessee	10/9/16	27	121	0	14
O.J. Simpson	Buffalo	11/18/73	20	120	0	28
Earl Campbell	Houston	11/5/79	32	120	0	11
* Chuck Muncie	San Diego	1/2/82	24	120	1	19
Curtis Martin	N.Y. Jets	10/14/01	22	120	1	27t
Jim Braxton	Buffalo	11/18/73	17	119	0	36
Craig James	New England	11/3/85	23	119	0	14
Ronnie Harmon	Buffalo	11/29/87	23	119	0	19
Jerome Bettis	Pittsburgh	11/25/96	27	119	0	14
Lamar Jackson	at Baltimore	9/18/22	9	119	1	79t
Natrone Means	San Diego	12/27/93	18	118	3	65t
Edgerin James	Indianapolis	11/26/00	26	118	0	13
Ahman Green	Green Bay	10/22/06	18	118	1	70t
Adrian Peterson	Washington	10/13/19	23	118	0	25
Warren Williams	Pittsburgh	12/18/88	16	117	0	33
* Thurman Thomas	Buffalo	1/12/91	32	117	2	14
Chris Johnson	Tennessee	11/14/10	17	117	1	30
Franco Harris	Pittsburgh	11/30/80	28	116	1	9t
Freeman McNeil	N.Y. Jets	9/12/82	13	116	0	48
Freeman McNeil	N.Y. Jets	11/26/84	24	116	0	39
Curtis Martin	N.Y. Jets	11/1/04	19	115	1	25t
Lamont Jordan	N.Y. Jets	11/1/04	14	115	1	25t
Willie Parker	Pittsburgh	9/7/06	29	115	0	32
Fred Jackson	Buffalo	12/9/07	15	115	0	27
Emerson Boozer	N.Y. Jets	12/13/70	18	114	0	21
Curtis Brown	Buffalo	11/12/78	11	114	1	58t
James Jones	Detroit	10/27/85	36	114	1	8
Jim Nance	Boston	10/15/67	20	113	0	19
Mel Owens	Detroit	12/15/73	27	113	1	10
Horace Ivory	New England	10/22/78	15	113	2	28
* Curt Warner	Seattle	12/31/83	29	113	2	18
Terry Allen	Minnesota	9/25/94	15	113	1	45
Colin Kaepernick	San Francisco	11/27/16	10	113	0	30
Alex Collins	Baltimore	10/26/17	18	113	0	19
Edgerin James	Indianapolis	12/17/00	32	112	0	15
LeSean McCoy	Buffalo	11/8/15	16	112	1	48t
Dion Lewis	New England	11/26/17	15	112	0	25
Sony Michel	New England	9/30/18	25	112	1	23
Saquon Barkley	N.Y. Giants	12/15/19	24	112	2	12
Hoyle Granger	Houston	12/3/67	25	111	1	13
Jim Nance	Boston	12/8/68	19	111	1	30t
Wilbert Montgomery	Philadelphia	9/24/78	25	111	0	12
Willis McGahee	Buffalo	10/17/04	26	111	0	31
Peyton Barber	Las Vegas	9/26/21	23	111	1	27t
Franco Harris	Pittsburgh	11/14/76	22	110	1	26
Rocky Bleier	Pittsburgh	11/14/76	20	110	0	13
Eric Dickerson	Indianapolis	12/30/90	20	110	0	16



OPPONENT OUTSTANDING PERFORMANCES

GAMES OF 100+ RUSHING YARDS						
PLAYER	TEAM	DATE	NO.	YDS.	TD	LG
Corey Dillon	Cincinnati	10/1/00	22	110	0	19
Curtis Martin	N.Y. Jets	10/3/04	24	110	1	13
Thomas Jones	N.Y. Jets	9/23/07	25	110	0	12
Karlos Williams	Buffalo	9/27/15	12	110	1	41t
Karlos Williams	Buffalo	11/8/15	9	110	2	38t
Jonathan Stewart	Carolina	11/13/17	17	110	0	18
Jim Nance	Boston	11/9/69	17	109	0	23
Stump Mitchell	St. Louis	9/30/84	20	109	2	19
* Terry Allen	Baltimore	1/13/02	25	109	1	13
Joe Cribbs	Buffalo	12/27/82	19	108	1	62t
Curtis Martin	N.Y. Jets	10/4/98	36	108	1	15
Larry Johnson	Kansas City	12/21/08	12	108	1	33
Denard Robinson	Jacksonville	10/26/14	18	108	0	41
Freeman McNeil	N.Y. Jets	11/10/85	26	107	0	13
Eric Dickerson	Indianapolis	12/17/89	21	107	2	17
* Edgerrin James	Indianapolis	12/30/00	21	107	0	34
Marshawn Lynch	Buffalo	12/9/07	23	107	0	11
Mark Ingram II	Baltimore	9/8/19	14	107	2	49
Lydell Mitchell	Baltimore	11/23/75	26	106	1	32t
Sam Cunningham	New England	9/19/76	21	106	0	15
Eddie George	Tennessee	9/7/97	23	106	1	13t
Raymont Harris	Chicago	10/27/97	25	106	1	9
Nick Chubb	Cleveland	11/24/19	21	106	1	17
Kyler Murray	Arizona	11/8/20	11	106	1	28
Franco Harris	Pittsburgh	12/3/73	15	105	1	21t
Marcus Allen	L.A. Raiders	9/19/83	22	105	0	15
* Craig James	New England	1/12/86	22	105	0	21
Willis McGahee	Baltimore	10/19/08	19	105	1	17
Fred Jackson	Buffalo Bills	12/22/13	18	105	1	14
Chris Johnson	N.Y. Jets	12/1/14	17	105	0	47
Lydell Mitchell	Baltimore	12/9/73	35	104	0	9
John Stephens	New England	11/6/88	25	104	1	13t
Rod Bernstine	San Diego	12/15/91	13	104	3	63t
Willis McGahee	Baltimore	12/16/07	29	104	0	19
Chris Johnson	Tennessee	12/20/09	29	104	0	14
Sammy Winder	Denver	9/29/85	20	103	2	19
Brad Baxter	N.Y. Jets	11/1/92	20	103	0	28
Jamal Anderson	Atlanta	12/27/98	18	103	1	36t
Emmitt Smith	Dallas	11/25/99	31	103	0	28
Garrison Hearst	San Francisco	12/16/01	26	103	0	23
Ben Tate	Houston	9/18/11	23	103	0	16
Tony Pollard	Dallas	9/22/19	13	103	1	28
Jonathan Taylor	Indianapolis	10/3/21	16	103	1	38
Thomas Jones	N.Y. Jets	11/1/09	27	102	0	11
Eric Dickerson	L.A. Rams	10/30/83	14	101	1	40
Duce Staley	Pittsburgh	9/26/04	22	101	0	38
Thomas Jones	N.Y. Jets	9/7/08	22	101	1	14
* Wendell Hayes	Kansas City	12/25/71	22	100	0	22
Mark van Eeghen	New England	12/12/82	22	100	0	11



DOLPHINS LARGEST COMEBACKS

DOLPHINS				
MARGIN	SCORE/QUARTER	FINAL SCORE	DATE	OPPONENT
1. 24 points	0-24 (2nd)	34-27	12/15/74	NEW ENGLAND
2. 21 points	0-21 (2nd)	24-23	12/4/05	BUFFALO
21 points	14-34 (3rd)	42-38	9/18/22	at Baltimore
3. 18 points	3-21 (2nd)	24-21	11/14/71	PITTSBURGH
18 points	3-21 (2nd)	24-21	1/4/86	CLEVELAND*
18 points	6-24 (3rd)	28-24	11/27/94	at N.Y. Jets
6. 17 points	0-17 (3rd)	21-17	11/10/68	at Buffalo
17 points	3-20 (2nd)	31-23	11/12/89	at N.Y. Jets
17 points	0-17 (2nd)	28-20	10/29/00	GREEN BAY
17 points	0-17 (3rd)	20-17	10/15/17	at Atlanta

NOTE: Miami's largest fourth-quarter comeback was from a 21-point deficit (14-35 to 42-38) against Baltimore on September 18, 2022.

OPPONENTS				
MARGIN	SCORE/QUARTER	FINAL SCORE	DATE	OPPONENT
1. 23 points	7-30 (4th)	40-37 (OT)	10/23/00	at N.Y. Jets
2. 21 points	0-21 (2nd)	34-31 (OT)	10/25/87	BUFFALO
21 points	3-24 (3rd)	27-24 (OT)	10/8/95	INDIANAPOLIS
21 points	3-24 (2nd)	46-34	10/25/09	NEW ORLEANS
5. 18 points	10-28 (2nd)	45-28	10/9/77	at Baltimore
6. 17 points	0-17 (3rd)	21-17	10/14/01	at N.Y. Jets
17 points	0-17 (3rd)	27-24	12/14/11	at New England
17 points	0-17 (3rd)	27-17	10/7/18	at Cincinnati

DOLPHINS 10 LARGEST MARGINS

...OF VICTORY				
MARGIN	SCORE	DATE	OPPONENT	
1. 52 points	52-0	11/12/72	NEW ENGLAND	
2. 44 points	44-0	11/11/73	BALTIMORE	
3. 43 points	43-0	10/19/75	at N.Y. Jets	
4. 42 points	42-0	9/10/78	at Baltimore	
42 points	45-3	11/24/86	N.Y. JETS	
42 points	42-0	10/11/87	KANSAS CITY	
7. 41 points	55-14	11/24/77	at St. Louis	
8. 38 points	45-7	12/20/70	BUFFALO	
38 points	41-3	10/17/71	NEW ENGLAND	
38 points	52-14	9/3/95	N.Y. JETS	

...OF DEFEAT				
MARGIN	SCORE	DATE	OPPONENT	
1. 55 points	62-7	1/15/00	at Jacksonville*	
2. 49 points	59-10	9/8/19	BALTIMORE	
3. 45 points	48-3	9/28/68	KANSAS CITY	
4. 43 points	43-0	9/15/19	NEW ENGLAND	
5. 41 points	41-0	10/8/67	at Kansas City	
41 points	41-0	12/14/97	at Indianapolis	
7. 40 points	40-0	10/26/17	at Baltimore	
8. 35 points	35-0	11/1/70	at Baltimore	
35 points	42-7	10/13/91	at Kansas City	
35 points	38-3	1/9/99	at Denver*	
35 points	35-0	9/19/21	vs. Buffalo	

* Playoff Game



DOLPHINS HOME AND AWAY

(Regular Season)

YEAR	HOME	PCT.	ROAD	PCT.	OVERALL	PCT.
1966	2-5	.286	1-6	.143	3-11	.214
1967	4-3	.571	0-7	.000	4-10	.286
1968	1-5-1	.214	4-3	.571	5-8-1	.393
1969	2-4-1*	.357	1-6*	.143	3-10-1	.250
1970	6-1	.857	4-3	.571	10-4	.714
1971	6-1	.857	4-2-1	.643	10-3-1	.750
1972	7-0	1.000	7-0	1.000	14-0	1.000
1973	7-0	1.000	5-2	.714	12-2	.857
1974	7-0	1.000	4-3	.571	11-3	.786
1975	5-2	.714	5-2	.714	10-4	.714
1976	3-4	.429	3-4	.429	6-8	.429
1977	6-1	.857	4-3	.571	10-4	.714
1978	7-1	.875	4-4	.500	11-5	.688
1979	6-2	.750	4-4	.500	10-6	.625
1980	5-3	.625	3-5	.375	8-8	.500
1981	6-1-1	.813	5-3	.625	11-4-1	.719
1982	4-0	1.000	3-2	.600	7-2	.778
1983	7-1	.875	5-3	.625	12-4	.750
1984	7-1	.875	7-1	.875	14-2	.875
1985	8-0	1.000	4-4	.500	12-4	.750
1986	4-4	.500	4-4	.500	8-8	.500
1987	4-3	.571	4-4	.500	8-7	.533
1988	4-4	.500	2-6	.250	6-10	.375
1989	4-4	.500	4-4	.500	8-8	.500
1990	7-1	.875	5-3	.625	12-4	.750
1991	5-3	.625	3-5	.375	8-8	.500
1992	6-2	.750	5-3	.625	11-5	.688
1993	4-4	.500	5-3	.625	9-7	.563
1994	6-2	.750	4-4	.500	10-6	.625
1995	5-3	.625	4-4	.500	9-7	.563
1996	4-4	.500	4-4	.500	8-8	.500
1997	6-2	.750	3-5	.375	9-7	.563
1998	7-1	.875	3-5	.375	10-6	.625
1999	5-3	.625	4-4	.500	9-7	.563
2000	5-3	.625	6-2	.750	11-5	.688
2001	7-1	.875	4-4	.500	11-5	.688
2002	7-1	.875	2-6	.250	9-7	.563
2003	4-4	.500	6-2	.750	10-6	.625
2004	3-5	.375	1-7	.125	4-12	.250
2005	5-3	.625	4-4	.500	9-7	.563
2006	4-4	.500	2-6	.250	6-10	.375
2007	1-7#	.125	0-8	.000	1-15	.063
2008	5-3	.625	6-2	.750	11-5	.688
2009	4-4	.500	3-5	.375	7-9	.438
2010	1-7	.125	6-2	.750	7-9	.438
2011	4-4	.500	2-6	.250	6-10	.375
2012	5-3	.625	2-6	.250	7-9	.438
2013	4-4	.500	4-4	.500	8-8	.500
2014	4-4	.500	4-4@	.500	8-8	.500
2015	3-5^	.375	3-5	.375	6-10	.375
2016	6-2	.750	4-4	.500	10-6	.625
2017	4-4&	.500	2-6	.250	6-10	.375
2018	6-2	.750	1-7	.125	7-9	.438
2019	3-5	.375	2-6	.250	5-11	.313
2020	5-3	.625	5-3	.625	10-6	.625
2021	6-3	.667	3-5\$.375	9-8	.529
2022	1-0	1.000	1-0	1.000	2-0	1.000
TOTALS	274-156-3	.636	204-229-1	.471	478-385-4	.554

* Includes 38-23 loss to Boston at Tampa. # Includes 13-10 loss to N.Y. Giants at London, England. @ Includes 38-14 win over Oakland at London, England. ^ Includes 27-14 loss to N.Y. Jets at London, England. & Includes 20-0 loss to New Orleans at London, England. \$ Includes 20-23 loss to Jacksonville at London, England.



DOLPHINS MONTH BY MONTH

(Regular Season)

YEAR	SEPTEMBER	OCTOBER	NOVEMBER	DECEMBER	JANUARY	RECORD
1966	0-3	2-2	0-4	1-2	0-0	3-11
1967	1-1	0-4	1-3	2-2	0-0	4-10
1968	0-3	2-1-1	2-2	1-2	0-0	5-8-1
1969	0-3	1-2-1	1-4	1-1	0-0	3-10-1
1970	1-1	3-1	3-2	3-0	0-0	10-4
1971	1-0-1	4-1	4-0	1-2	0-0	10-3-1
1972	2-0	5-0	4-0	3-0	0-0	14-0
1973	2-1	4-0	4-0	2-1	0-0	12-2
1974	2-1	3-1	3-1	3-0	0-0	11-3
1975	1-1	4-0	2-2	3-1	0-0	10-4
1976	2-1	2-3	1-3	1-1	0-0	6-8
1977	2-0	3-2	3-1	2-1	0-0	10-4
1978	2-2	4-1	2-2	3-0	0-0	11-5
1979	4-1	2-2	3-2	1-1	0-0	10-6
1980	3-1	1-3	2-3	2-1	0-0	8-8
1981	4-0	1-2-1	3-2	3-0	0-0	11-4-1
1982	2-0	0-0	1-1	3-1	1-0	7-2
1983	3-1	3-2	3-1	3-0	0-0	12-4
1984	5-0	4-0	3-1	2-1	0-0	14-2
1985	3-1	2-2	3-1	4-0	0-0	12-4
1986	1-3	2-2	3-2	2-1	0-0	8-8
1987	1-1	1-3	3-2	3-1	0-0	8-7
1988	1-3	4-1	0-4	1-2	0-0	6-10
1989	1-2	3-2	3-1	1-3	0-0	8-8
1990	3-1	3-0	3-1	3-2	0-0	12-4
1991	2-3	1-2	3-1	2-2	0-0	8-8
1992	3-0	3-1	2-3	3-1	0-0	11-5
1993	2-1	4-0	3-1	0-4	0-1	9-7
1994	3-1	3-1	2-2	2-2	0-0	10-6
1995	3-0	2-3	1-3	3-1	0-0	9-7
1996	3-1	1-3	2-2	2-2	0-0	8-8
1997	2-2*	3-1	3-2	1-2	0-0	9-7
1998	3-0	2-2	3-2	2-2	0-0	10-6
1999	2-0	4-1	2-2	1-3	0-1	9-7
2000	3-1	3-1	3-1	2-2	0-0	11-5
2001	2-1	2-1	3-1	3-2	1-0	11-5
2002	3-1	2-1	2-2	2-3	0-0	9-7
2003	2-1	3-1	3-2	2-2	0-0	10-6
2004	0-3	1-3	1-3	2-2	0-1	4-12
2005	2-1	1-3	1-3	4-0	1-0	9-7
2006	1-2	0-4	4-0	1-4	0-0	6-10
2007	0-4	0-4	0-3	1-4	0-0	1-15
2008	1-2	2-2	4-1	4-0	0-0	11-5
2009	0-3	2-1	3-2	2-2	0-1	7-9
2010	2-1	2-2	2-2	1-3	0-1	7-9
2011	0-3	0-4	3-1	2-2	1-0	6-10
2012	1-3	3-0	1-3	2-3	0-0	7-9
2013	3-1	1-3	1-2	3-2	0-0	8-8
2014	2-2	2-1	2-2	2-3	0-0	8-8
2015	1-2	2-2	1-3	1-3	1-0	6-10
2016	1-3	2-1	4-0	3-1	0-1	10-6
2017	1-1	3-2	0-4	2-3	0-0	6-10
2018	3-1	1-3	1-2	2-3	0-0	7-9
2019	0-4	0-3	2-2	3-2	0-0	5-11
2020	1-2	2-1	4-1	3-1	0-1	10-6
2021	1-2	0-5	4-0	3-0	1-1	9-8
2022	2-0	-	-	-	-	2-0
TOTALS	102-83-1	120-99-3	130-103	120-92	6-8	478-385-4

* includes August 31, 1997, 16-10 win over Indianapolis



PRIME TIME DOLPHINS

YEAR	DATE	OPPONENT	SCORE	W/L	NETWORK	ATTENDANCE
1970	Mon., Nov. 30	at Atlanta	20-7	W	ABC	53,303
1971	Mon., Nov. 29	CHICAGO	34-3	W	ABC	73,071
1972	Mon., Nov. 27	ST. LOUIS	31-10	W	ABC	78,190
1973	Mon., Oct. 15	at Cleveland	17-9	W	ABC	72,070
1973	Mon., Dec. 3	PITTSBURGH	30-26	W	ABC	68,901
1974	Mon., Oct. 7	N.Y. JETS	21-17	W	ABC	61,527
1974	Mon., Dec. 2	CINCINNATI	24-3	W	ABC	71,962
1975	Mon., Sept. 22	OAKLAND	21-31	L	ABC	78,744
1975	Mon., Dec. 1	NEW ENGLAND	20-7	W	ABC	61,963
1976	Mon., Sept. 13	at Buffalo	30-21	W	ABC	77,683
1976	Mon., Nov. 22	BALTIMORE	16-17	L	ABC	62,104
1977	Mon., Dec. 5	BALTIMORE	17-6	W	ABC	68,977
1978	Mon., Oct. 9	CINCINNATI	21-0	W	ABC	54,729
1978	Mon., Nov. 20	at Houston	30-35	L	ABC	50,290
1978	Mon., Dec. 18	NEW ENGLAND	23-3	W	ABC	72,071
1979	Mon., Oct. 8	at Oakland	3-13	L	ABC	52,419
1979	Mon., Nov. 5	HOUSTON	6-9	L	ABC	70,273
1979	Thur., Nov. 29	NEW ENGLAND	39-24	W	ABC	69,174
1980	Mon., Oct. 27	at N.Y. Jets	14-17	L	ABC	53,046
1980	Thur., Nov. 20	SAN DIEGO	24-27	L (OT)	ABC	63,013
1980	Mon., Dec. 8	NEW ENGLAND	16-13	W (OT)	ABC	63,292
1981	Thur., Sept. 10	PITTSBURGH	30-10	W	ABC	74,190
1981	Mon., Oct. 12	at Buffalo	21-31	L	ABC	78,576
1981	Mon., Nov. 30	PHILADELPHIA	13-10	W	ABC	67,797
1982	Mon., Nov. 29	at Tampa Bay	17-23	L	ABC	54,854
1982	Mon., Dec. 27	BUFFALO	27-10	W	ABC	73,924
1983	Mon., Sept. 19	at L.A. Raiders	14-27	L	ABC	57,796
1983	Mon., Nov. 28	CINCINNATI	38-14	W	ABC	74,506
1983	Fri., Dec. 16	N.Y. JETS	34-14	W	ABC	59,975
1984	Mon., Sept. 17	at Buffalo	21-17	W	ABC	65,455
1984	Mon., Nov. 26	N.Y. JETS	28-17	W	ABC	74,884
1984	Mon., Dec. 17	DALLAS	28-21	W	ABC	74,139
1985	Mon., Oct. 14	at N.Y. Jets	7-23	L	ABC	73,807
1985	Mon., Dec. 2	CHICAGO	38-24	W	ABC	75,594
1985	Mon., Dec. 16	NEW ENGLAND	30-27	W	ABC	69,489
1986	Mon., Nov. 10	at Cleveland	16-26	L	ABC	77,949
1986	Mon., Nov. 24	N.Y. JETS	45-3	W	ABC	70,206
1986	Mon., Dec. 22	NEW ENGLAND	27-34	L	ABC	74,516
1987	Sun., Nov. 22	at Dallas	20-14	W	ESPN	56,519
1987	Mon., Dec. 7	N.Y. JETS	37-28	W	ABC	62,592
1987	Sun., Dec. 20	WASHINGTON	23-21	W	ESPN	65,715
1987	Mon., Dec. 28	NEW ENGLAND	10-24	L	ABC	61,192
1988	Mon., Nov. 14	BUFFALO	6-31	L	ABC	67,091
1988	Sun., Nov. 20	NEW ENGLAND	3-6	L	ESPN	53,526
1988	Mon., Dec. 12	CLEVELAND	38-31	W	ABC	61,884
1989	Sun., Dec. 10	NEW ENGLAND	31-10	W	ESPN	55,918
1990	Thur., Oct. 18	NEW ENGLAND	17-10	W	TNT	62,630
1990	Mon., Nov. 19	L.A. RAIDERS	10-13	L	ABC	70,553
1990	Sun., Dec. 9	PHILADELPHIA	23-20	W (OT)	ESPN	67,034
1991	Sun., Nov. 10	NEW ENGLAND	30-20	W	ESPN	56,065
1991	Mon., Nov. 18	BUFFALO	27-41	L	ABC	71,062
1991	Mon., Dec. 9	CINCINNATI	37-13	W	ABC	60,616
1992	Mon., Sept 14	at Cleveland	27-23	W	ABC	74,765
1992	Mon., Nov. 16	BUFFALO	20-26	L	ABC	70,629
1992	Mon., Dec. 14	L.A. RAIDERS	20-7	W	ABC	67,098
1992	Sun., Dec. 20	N.Y. JETS	19-17	W	ESPN	68,275
1993	Mon., Oct. 4	WASHINGTON	17-10	W	ABC	68,568
1993	Sun., Oct. 24	INDIANAPOLIS	41-27	W	TNT	57,301
1993	Mon., Dec. 13	PITTSBURGH	20-21	L	ABC	70,232
1993	Mon., Dec. 27	at San Diego	20-45	L	ABC	60,311
1994	Sun., Oct. 2	at Cincinnati	23-7	W	TNT	55,056
1994	Sun., Dec. 4	BUFFALO	31-42	L	ESPN	69,358
1994	Mon., Dec. 12	KANSAS CITY	45-28	W	ABC	71,578



PRIME TIME DOLPHINS

YEAR	DATE	OPPONENT	SCORE	W/L	NETWORK	ATTENDANCE
1994	Sun., Dec. 25	DETROIT	27-20	W	ESPN	70,980
1995	Mon., Sept. 18	PITTSBURGH	23-10	W	ABC	72,874
1995	Sun., Nov. 5	at San Diego	24-14	W	ESPN	61,996
1995	Mon., Nov. 20	SAN FRANCISCO	20-44	L	ABC	73,080
1995	Mon., Dec. 11	KANSAS CITY	13-6	W	ABC	70,321
1996	Sun., Sept. 8	at Arizona	38-10	W	TNT	55,444
1996	Mon., Sept. 23	at Indianapolis	6-10	L	ABC	60,891
1996	Mon., Nov. 25	PITTSBURGH	17-24	L	ABC	73,489
1996	Mon., Dec. 16	BUFFALO	16-14	W	ABC	67,016
1997	Sun., Sept. 21	at Tampa Bay	21-31	L	TNT	73,314
1997	Mon., Oct. 27	CHICAGO*	33-36	L (OT)	ABC	73,156
1997	Mon., Nov. 17	BUFFALO	30-13	W	ABC	74,155
1997	Sun., Dec. 7	DETROIT	33-30	W	ESPN	72,266
1997	Mon., Dec. 22	NEW ENGLAND	12-14	L	ABC	74,379
1998	Mon., Oct. 12	at Jacksonville	21-28	L	ABC	74,051
1998	Mon., Nov. 23	at New England	23-26	L	ABC	58,729
1998	Sun., Dec. 13	N.Y. JETS	16-21	L	ESPN	74,369
1998	Mon., Dec. 21	DENVER	31-21	W	ABC	74,363
1999	Mon., Sept. 13	at Denver	38-21	W	ABC	75,623
1999	Mon., Oct. 4	BUFFALO	18-23	L	ABC	74,073
1999	Sun., Nov. 7	TENNESSEE	17-0	W	ESPN	74,109
1999	Mon., Dec. 27	N.Y. JETS	31-38	L	ABC	74,230
2000	Sun., Sept. 17	BALTIMORE	19-6	W	ESPN	73,464
2000	Mon., Oct. 23	at N.Y. Jets	37-40	L (OT)	ABC	78,389
2001	Sun., Sept. 9	at Tennessee	31-23	W	ESPN	68,798
2001	Mon., Dec. 10	INDIANAPOLIS	41-6	W	ABC	73,858
2002	Sun., Oct. 13	at Denver	24-22	W	ESPN	75,941
2002	Mon., Nov. 4	at Green Bay	10-24	L	ABC	63,284
2002	Sun., Nov. 10	at N.Y. Jets	10-13	L	ESPN	78,920
2002	Mon., Dec. 9	CHICAGO	27-9	W	ABC	73,609
2003	Sun., Sept. 21	BUFFALO	17-7	W	ESPN	73,458
2003	Mon., Oct. 27	at San Diego#	26-10	W	ABC	73,014
2003	Sun., Nov. 23	WASHINGTON	24-23	W	ESPN	73,578
2003	Mon., Dec. 15	PHILADELPHIA	27-34	L	ABC	73,780
2004	Sun., Sept. 19	at Cincinnati	13-16	L	ESPN	65,705
2004	Sun., Sept. 26	PITTSBURGH@	3-13	L	CBS	72,225
2004	Mon., Nov. 1	at N.Y. Jets	14-41	L	ABC	78,216
2004	Mon., Dec. 20	NEW ENGLAND	29-28	W	ABC	73,629
2004	Sun., Dec. 26	CLEVELAND	10-7	W	ESPN	73,169
2005	Fri., Oct. 21	KANSAS CITY%	20-30	L	CBS	68,350
2006	Thur., Sept. 7	at Pittsburgh	17-28	L	NBC	64,927
2006	Mon., Dec. 25	N.Y. JETS	10-13	L	ESPN	73,500
2007	Mon., Nov. 26	at Pittsburgh	0-3	L	ESPN	57,704
2009	Mon., Sept. 21	INDIANAPOLIS	23-27	L	ESPN	66,227
2009	Mon., Oct. 12	N.Y. JETS	31-27	W	ESPN	69,767
2009	Thur., Nov. 19	at Carolina	24-17	W	NFLN	73,475
2010	Sun., Sept. 26	N.Y. JETS	23-31	L	NBC	70,481
2010	Mon., Oct. 4	NEW ENGLAND	14-41	L	ESPN	69,090
2010	Thur., Nov. 18	CHICAGO	0-16	L	NFLN	68,752
2011	Mon., Sept. 12	NEW ENGLAND	24-38	L	ESPN	66,860
2011	Mon., Oct. 17	at N.Y. Jets	6-24	L	ESPN	78,912
2012	Thurs., Nov. 11	at Buffalo	14-19	L	NFLN	69,118
2013	Mon., Sept. 30	at New Orleans	17-38	L	ESPN	73,118
2013	Thur., Oct. 31	Cincinnati	22-20	W (OT)	NFLN	52,388
2013	Mon. Nov. 11	at Tampa Bay	19-22	L	ESPN	64,448
2014	Thurs., Nov. 13	BUFFALO	22-9	W	NFLN	71,573
2014	Mon., Dec. 1	at N.Y. Jets	16-13	W	ESPN	78,160
2015	Thur., Oct. 29	at New England	7-36	L	NFLN	66,829
2015	Mon., Dec. 14	N.Y. Giants	24-31	L	ESPN	65,408
2016	Thur., Sept. 29	at Cincinnati	7-22	L	NFLN	60,834
2016	Sat., Dec. 17	at N.Y. Jets	34-13	W	NFLN	78,160
2017	Thur., Oct. 26	at Baltimore	0-40	L	CBS/NFLN/ Amazon	70,408
2017	Sun., Nov. 5	OAKLAND	24-27	L	NBC	65,139



YEAR	DATE	OPPONENT	SCORE	W/L	NETWORK	ATTENDANCE
2017	Mon., Nov. 13	at Carolina	21-45	L	ESPN	72,790
2017	Mon., Dec. 11	NEW ENGLAND	27-20	W	ESPN	65,548
2018	Thur., Oct. 25	at Houston	23-42	L	FOX/NFLN/ Amazon	71,726
2019	Mon., Oct. 28	at Pittsburgh	14-27	L	ESPN	59,244
2020	Thur., Sept. 24	at Jacksonville	31-13	W	NFLN	16,563
2020	Sat., Dec. 26	at Las Vegas	26-25	W	NFLN	0
2021	Thur., Nov. 11	BALTIMORE	22-10	W	FOX/NFLN/ Amazon	65,948
2021	Mon., Dec. 27	at New Orleans	20-3	W	ESPN	69,170

TOTALS: 43-43 Monday Night (34-22 home, 9-21 road); 29-18 Other (19-9 home, 10-9 road)

* Game originally scheduled for Sun., Oct. 26 postponed to Mon., Oct. 27 due to Game 7 of World Series.

Game played at Sun Devil Stadium in Tempe, Ariz. due to California wildfires.

@ Game originally scheduled to start at 1:00 p.m. but moved back to 8:30 p.m. because of Hurricane Jeanne.

% Game originally scheduled for Sunday, October 23 at 1:00 p.m. but moved up to Friday, October 21 at 7:00 p.m. because of the impending arrival of Hurricane Wilma.

DOLPHINS' 10 LARGEST CROWDS

(Regular Season and Postseason games only)

1966-96 = actual attendance

1997-2022 = paid attendance

HOME (Modernized Hard Rock Stadium, 2015-21)@

	ATTENDANCE	DATE	OPPONENT	RESULT	W/L
1.	66,514	1/9/22	New England	33-24	W
2.	66,163	1/1/17	New England	14-35	L
3.	66,087	12/9/18	New England	34-33	W
4.	66,035	12/19/21	N.Y. Jets	31-24	W
5.	65,948	11/11/21	Baltimore	22-10	W
6.	65,898	12/5/21	N. Y. Giants	20-9	W
7.	65,856	11/27/16	San Francisco	31-24	W
8.	65,798	12/23/18	Jacksonville	7-17	L
9.	65,791	10/14/18	Chicago	31-28 (OT)	W
10.	65,786	9/11/22	New England	20-7	W

HOME (Hard Rock Stadium, 1987-14)@

	ATTENDANCE	DATE	OPPONENT	RESULT	W/L
1.	75,283	10/27/96	Dallas	10-29	L
2.	74,379	12/22/97	New England	12-14	L
3.	74,369	12/13/98	N.Y. Jets	16-21	L
4.	74,363	12/21/98	Denver	31-21	W
5.	74,320	11/19/00	N.Y. Jets	3-20	L
6.	74,307	12/10/00	Tampa Bay	13-16	L
7.	74,295	11/21/99	New England	27-17	W
8.	74,259	11/18/01	N.Y. Jets	0-24	L
9.	74,240	1/4/09	*Baltimore	9-27	L
10.	74,230	12/27/99	N.Y. Jets	31-38	L

HOME (Orange Bowl, 1966-86)

	ATTENDANCE	DATE	OPPONENT	RESULT	W/L
1.	78,939	1/2/72	*Baltimore	21-0	W
2.	78,914	11/19/72	N.Y. Jets	28-24	W
3.	78,744	9/22/75	Oakland	21-31	L
4.	78,196	12/24/72	*Cleveland	20-14	W
5.	77,596	10/15/72	San Diego	24-10	W
6.	76,801	11/27/72	St. Louis	31-10	W
7.	76,696	12/16/72	Baltimore	16-0	W
8.	76,029	1/6/85	*Pittsburgh	45-28	W
9.	75,770	12/23/73	*Cincinnati	34-16	W
10.	75,594	12/2/85	Chicago	38-24	W



DOLPHINS' 10 LARGEST CROWDS

		ROAD			
ATTENDANCE	DATE	OPPONENT	RESULT	W/L	
1. 103,667	1/30/83	**Washington (at Pasadena)	17-27	L	
2. 90,163	9/9/07	Washington	13-16 (OT)	L	
3. 90,127	9/22/19	Dallas	6-31	L	
4. 87,418	11/24/11	Dallas	19-20	L	
5. 85,462	1/14/73	**Washington (at L.A.)	14-7	W	
6. 84,059	1/20/85	**San Francisco (at Stanford)	16-38	L	
7. 83,483	11/20/16	Los Angeles	14-10	W	
8. 83,436	9/28/14	Oakland (at London, Eng.)	38-14	W	
9. 80,591	1/16/72	**Dallas (at New Orleans)	3-24	L	
10. 80,374	11/18/79	Cleveland	24-30	L	

* Playoff Game *Super Bowl

@ 81,176 saw the Dolphins and Giants play on October 28, 2007 at London's Wembley Stadium, which was designated as a Dolphins home game. 83,986 saw the Dolphins and Jets play on October 4, 2015 at London's Wembley Stadium, which was designated as a Dolphins home game. 84,423 saw the Dolphins and Saints play on October 1, 2017 at London's Wembley Stadium, which was designated as a Dolphins home game.

NOTE: The largest attendance for a Dolphins game was 104,629 for a preseason game against Denver in Mexico City on Aug. 4, 1997.

DOLPHINS' COLDEST/WARMEST GAMES

COLDEST GAMES				
DATE	TEAM	W/L	SCORE	CONDITIONS
12/21/08	at Kansas City	W	38-31	10°, sunny
12/11/77	at New England	L	10-14	14°, clear
1/8/17	*at Pittsburgh	L	12-30	17°, partly cloudy
12/12/82	at New England	L	0-3	22°, snowy
12/17/17	at Buffalo	L	16-24	22°, mostly cloudy
12/8/85	at Green Bay	W	34-24	23°, cloudy
12/18/88	at Pittsburgh	L	24-40	23°, overcast, light snow
12/3/89	at Kansas City	L	21-26	23°, clear
12/27/92	at New England (OT)	W	16-13	23°, clear
12/24/17	at Kansas City	L	13-29	23°, cloudy

* Playoff Game

NOTE: Coldest game in Miami was 12/24/89 vs. Kansas City (27-24 win by Chiefs): 40° and clear.

WARMEST GAMES				
DATE	TEAM	W/L	SCORE	CONDITIONS
9/8/96	at Arizona	W	38-10	101°, night and dry
10/9/88	at L.A. Raiders	W	24-14	96°, clear and dry
9/3/95	N.Y. JETS	W	52-14	94°, mostly sunny
10/9/66	at Oakland	L	10-21	93°, sunny
8/19/83	**at Washington	W	38-7	93°, fair and muggy
9/1/96	NEW ENGLAND	W	24-10	93°, mostly sunny
9/11/22	NEW ENGLAND	W	20-7	92°, partly cloudy
9/17/72	at Kansas City	W	20-10	91°, sunny
9/24/89	N.Y. JETS	L	33-40	91°, partly sunny
9/18/95	PITTSBURGH	W	23-10	91°, partly cloudy
9/8/19	BALTIMORE	L	10-59	91°, mostly cloudy
9/28/80	NEW ORLEANS	W	21-16	90°, partly cloudy
9/4/83	at Buffalo	W	12-0	90°, sunny
9/14/86	INDIANAPOLIS	W	30-10	90°, sunny
8/17/17	**BALTIMORE	L	7-31	90°, partly cloudy
9/23/18	OAKLAND	W	28-20	90°, partly cloudy
9/20/20	BUFFALO	L	28-31	90°, cloudy

** Preseason Game



DOLPHINS IN THE HALL OF FAME



DON SHULA
Coach • Inducted: 1997



NICK BUONICONTI
#85 • LB • Inducted: 2001



LARRY CSONKA
#39 • FB • Inducted: 1987



BOB GRIESE
#12 • QB • Inducted: 1990



JIM LANGER
#62 • C • Inducted: 1987



LARRY LITTLE
#66 • G • Inducted: 1993



DAN MARINO
#13 • QB • Inducted: 2005



DWIGHT STEPHENSON
#57 • C • Inducted: 1998



JASON TAYLOR
#99 • DE • Inducted: 2017



PAUL WARFIELD
#42 • WR • Inducted: 1983

OTHER DOLPHINS HALL OF FAMERS



BOBBY BEATHARD
Coach/Exec • Inducted: 2018



CRIS CARTER
WR • Inducted: 2013



JIMMY JOHNSON
Coach/Exec • Inducted: 2020



BILL PARCELLS
Coach/Exec • Inducted: 2013



JUNIOR SEAU
LB • Inducted: 2015



THURMAN THOMAS
RB • Inducted: 2007



GEORGE YOUNG
Coach/Exec • Inducted: 2020

DOLPHINS RETIRED JERSEYS

12

BOB GRIESE

13

DAN MARINO

39

LARRY CSONKA